



Read Write Inc (RWInc)

A Parent Workshop - KG2, Grade 1





“

**THE JOURNEY OF A
LIFETIME STARTS
WITH THE TURNING
OF A PAGE.**

Rachel Anders

”

What is *Read Write Inc.* and why do we use it?



It is a systematic phonic scheme.

It teaches progressive skills in reading.

It supports writing, speaking and listening.

Taught 4 times a week in KG2 and 3 times a week in Grade 1.

As children move to grade 1 they should be moving on from the programme.

How is it organised?



Sounds

Ditties 1-20, Ditties 21+, Red

Green

Purple

Pink

Orange

Yellow

Blue

Grey



Children learn a simple code first



Simple Speed Sounds chart

Consonants: stretchy

f	l	m	n	r	s	v	z	sh	th	ng
										nk

Consonants: bouncy

b	c	d	g	h	j	p	qu	t	w	x	y	ch
	k											

Vowels: bouncy

Vowels: stretchy

a	e	i	o	u	ay	ee	igh	ow
---	---	---	---	---	----	----	-----	----

Vowels: stretchy

oo	oo	ar	or	air	ir	ou	oy
----	----	----	----	-----	----	----	----

RWI Set 1 single sounds

<https://www.youtube.com/watch?v=TkXcabDUg7Q&t=1s>



The complex English alphabetic code



Consonants: stretch

f	l	m	n	r	s	v	z	sh	th	ng
ff	ll	mm	nn	rr	ss	ve	zz	ti		nk
ph	le	mb	kn	wr	se		s	ci		
					c					
					ce					

Consonants: bounce

b	c	d	g	h	j	p	qu	t	w	x	y	ch
bb	k	dd	gg		g	pp		tt	wh			tch
	ck				ge							
	ch											

Vowels

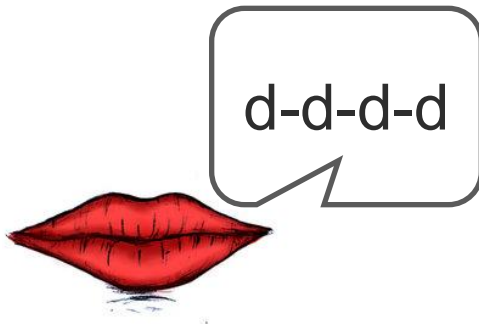
a	e	i	o	u	ay	ee	igh	ow
	ea				ā-e	y	ī-e	ō-e
					ai	ea	ie	oa
						e	i	o

oo	oo	ar	or	air	ir	ou	oy	ire	ear	ure
ū-e			oor	are	ur	ow	oi			
ue			ore		er					
ew			aw							
			au							


Sounds - focus on correct letter formation.



1-Say the sound




2-Use picture cards



3- Draw the dinosaur on the board, then write d

d



4-Spot the new sound in the pack



Round his bottom, up his tall neck, down to his feet

5



6



What strategies do we use?

Fred Talk and Fred Fingers



Fred is a frog who can say and read words only as pure sounds.



Oral blending: saying each individual sound and knowing how many letters make that sound.

hat = h a t

ship = sh i p

flight = f l igh t

Fred...




Fred helps children learn to read and spell!

Children convert words into sounds

They press the sounds on to their fingers...

We call this *Fred Fingers*



Green words and Red words



Green words are words that can be sounded out phonetically.

a t

dad

pin

ship



Special Friends




Picture Phrases

ay



aw



When 2 or 3 letters join to make 1 sounds we call these “special friends”. Children learn to identify and recall these combinations of letters as special friends. These can be found in the set 2 and set 3 sounds.

RWI Set 2 sounds -

<https://www.youtube.com/watch?v=M1Wc5y5elqA&t=81s>



igh



Your turn



How many sounds in the word?

feet

• — •



How many sounds in the word?

chair



How many sounds in the word?

powder
• — • —

Set 3 sounds



Alien words



Alien words help to test children's skills at phonetic decoding

gaid



shaig



jait



paib



jaith



chait



haish



zaish



ink saving

Eco

Green words and Red words



Red words are *tricky words*. They can NOT be sounded out phonetically.

have

the

me

go

Year 1 and 2 Common Exception Words

KG2

the	they	one
a	be	once
do	he	ask
to	me	friend
today	she	school
of	we	put
said	no	push
says	go	pull
are	so	full
were	by	house
was	my	our
is	here	
his	there	
has	where	
I	love	
you	come	
your	some	

Grade 1

door	gold	plant	clothes
floor	hold	path	busy
poor	told	bath	people
because	every	hour	water
find	great	move	again
kind	break	prove	half
mind	steak	improve	money
behind	pretty	sure	Mr
child	beautiful	sugar	Mrs
children	after	eye	parents
wild	fast	could	Christmas
climb	last	should	everybody
most	past	would	even
only	father	who	
both	class	whole	
old	grass	any	
cold	pass	many	



www.twinkl.co.uk

Reading with fluency, expression and comprehension



“Yummy!” says **Tiger**,
“a tree frog **to** munch!”



“Yummy!” says **Tiger**,
“a chimpanzee **to** crunch!”





Reading Comprehension

Ben

Ben has two pets. He has 2 dogs. His dogs are Tim and Mutt. Tim is black and Mutt is brown. Ben takes them to the park. He runs and plays with them. They have fun.




1. Who is the character in the story?
2. What kind of pets does Ben have?
3. What are the names of Ben's dog?
4. Where does Ben take his pets?



During the teaching of each book children should be able to confidently read the words in the book and read it fluently.

They will also complete hold a sentence activities which means the teacher will dictate a sentence to the children and they will repeat it and then write the sentence.

HeidiSongs' Chart of the Developmental Progression of A Child's Writing

			
<p>1. Pictures</p>	<p>2. Random Scribbling</p>	<p>3. Scribble Writing (Written in linear fashion to mimic real writing.)</p>	<p>4. Symbols That Represent Letters</p>
			
<p>5. Random Letters (No relationship between sounds of letters and what the child is trying to say.)</p>	<p>6. Letter Strings (Progresses from left to right and top to bottom when the child "reads" his writing.)</p>	<p>7. Letter Groups (The groups have spaces in between to resemble words.)</p>	<p>8. Environmental Print (Child copies print found in the room, often without knowing what the words are.)</p>
			
<p>9. Beginning Sounds (Child begins to write simple sentences using sight words and just the beginning sounds of words.)</p>	<p>10. Early Inventive Spelling (Includes the same elements as the previous level, but with more consonant sounds represented and spaces between words.)</p>	<p>11. Inventive Spelling (Has the same elements as the previous level, but with more sounds per word written, including the vowels. Some conventional spelling patterns may appear.)</p>	<p>12. Transitional Writing (Includes all of the previous elements, plus some real spellings of words with silent letters and other spelling patterns. Punctuation is beginning to appear.)</p>













The Stages of developmental writing.

Support children to write at their level and move through the stages.

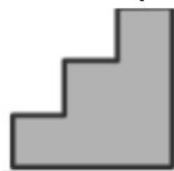


Things we are looking for in children's writing



Capital Letters 	Finger spaces 	Full Stop 	Write on the line 
Great ideas 	Connectives 	Letter <u>formation</u> 	Check your work 
Adjectives 	Time connectives 	Start at the edge 	<u>Sounding out</u> 

Next step



Next step symbol can be used to identify future targets for students.

























How to help at home.

Correct letter formation



My Sound Mat

								
Maisey mountain mountain	Around the apple, down the leaf	Slither down the snake	Round his bottom, up his tall neck and down to his feet	Down the tower, across the tower	Down the body, dot for the head	Down Nobby and over his net	Down the plait and over the pirate's face	Round her face, down her hair and give her a curl
								
All around the orange	Curl around the caterpillar	Down the kangaroos body, tail and leg	Down and under, up to the top and draw a puddle	Down the laces, to heel, round the toe	Down the stem and draw the leaves	Lift off the top and scoop out the egg	Down the long leg	Down the head, to the hooves and over his back
								
Down his back, then curl over his arm	Down the body, curl and dot	Down a wing, up a wing	Down a horn, up a horn and under his head	Down up, down up	Zig-zag-zig	Round her head, up past her earrings and down her hair	Down the arm and leg, repeat the other side	




Speed Sounds Set 2

ay




may I play?

ee




what can you see?

igh



fly high

ow




blow the snow

oo




poo at the zoo

oo




look at a book

ar



start the car

or




shut the door

air



that's not fair

ir



whirl and twirl

ou



shout it out

oy



toy for a boy



Set 3 Sounds

ea



cup of tea

oi



spoil the boy

ā-e



make a cake

i-e



nice smile

ō-e



phone home

ū-e



huge brute

aw



yawn at dawn

are



care and share

ur



nurse with a purse

er



a better letter

ow



brown cow

ai



snail in the rain

oa



goat in a boat

ew



chew the stew

ire



fire, fire!

ear



hear with your ear

ure



sure it's pure

Phonics play -

<https://www.phonicsplay.co.uk/resources/phase/3>



phonicsplay.co.uk/resources/phase/3

☆ 5 WhatsApp Telegram Settings Menu Update

Home

Resources

Teachers

Parents

FAQs

Subscribe

Phase 1

Phase 2

Phase 3

Phase 4

Phase 5

Phase 6

PhonicsPlay

Log In

Phase 3 Interactive Resources



Buried Treasure

Good for: Practising blending

Teaching
Ideas



Dragons Den

Good for: Practising blending

Teaching
Ideas



Picnic on Pluto

Good for: Practising blending

Teaching
Ideas

Fine motor skills



If your child struggles with handwriting build up their hand strength.



Ruth Miskin Youtube channel - <https://www.youtube.com/c/RuthMiskinTrainingEdu>

youtube.com/c/RuthMiskinTrainingEdu

Search: ruth miskin

Read Write Inc.
Get reading. Keep reading. Change everything.

Click here for more information

Twitter Facebook

Ruth Miskin Training
92.3K subscribers

SUBSCRIBE

HOME VIDEOS PLAYLISTS COMMUNITY CHANNELS ABOUT

Read Write Inc. Online Training:

- Phonics**
14K views • 2 years ago
- What Children**
9.7K views • 2 years ago
- Talk Through Stories**
18K views • 2 years ago
- Online Training Subscription**
12,017 views • 4 months ago
- Information for Parents: How to say the sounds**
247K views • 1 year ago
- Information for Parents: Spelling**
23K views • 1 year ago
- Information for Parents: What is Read Write Inc Phonics?**
44K views • 2 years ago

Films for Parents and Carers ▶ PLAY ALL
Watch these films to help you and your child practise reading together at home.

Parent video: Introduction to Daily Read Write Inc....
Ruth Miskin Training
147K views • 1 year ago

Parent video: Reading the Set 3 sounds and words with your child
Ruth Miskin Training
69K views • 1 year ago

Parent video: Spelling Set 3 words with your child
Ruth Miskin Training
65K views • 1 year ago

Parent video: How to say the sounds
Ruth Miskin Training
247K views • 1 year ago

Parent video: Spelling
Ruth Miskin Training
23K views • 1 year ago

Parent video: What is Read Write Inc Phonics
Ruth Miskin Training
44K views • 2 years ago

Magnetic letters



Build green words, red words, make special friends.









Sight Word Hopscotch



deceptivelyeducational.blogspot.com

Bouncy Blending!



Lay out 3 (or more if you are blending longer words) hoops. Place a sound next to each hoop. A child then jumps into each hoop, shouting out the sounds. When they bounce out of the final hoop, they blend the word aloud!





www.aceearlyyears.com

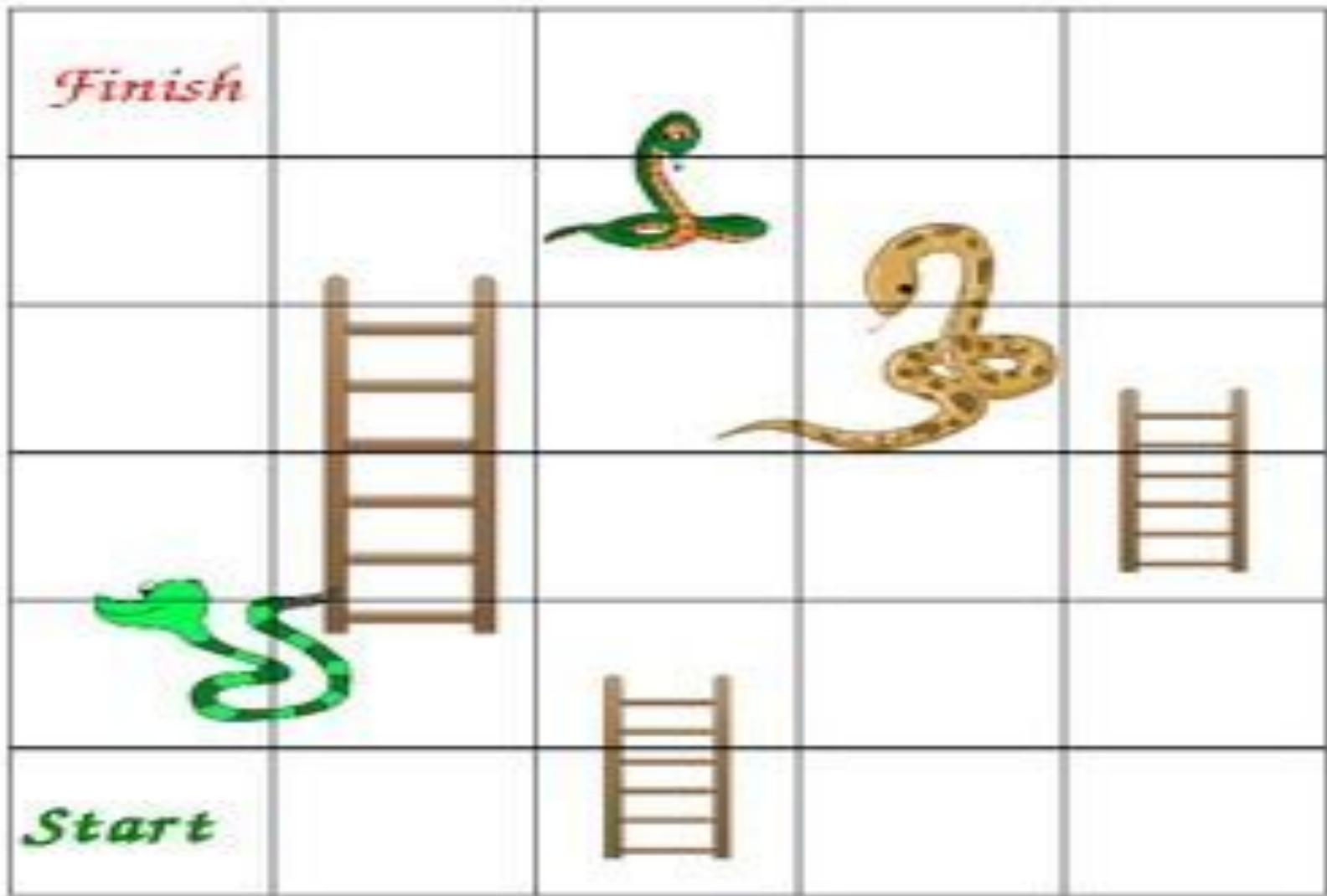




Phase 5 Tricky Word Snakes and Ladders

21 called	22 could 	23 looked	24 Mr	25 their	26 asked	27 Mrs	28 people	29 looked	30 ★
20 people	19 their	18 oh	17 could	16 looked	15 asked	14 oh	13 their	12 Mr	11 Mrs
1	2 Mrs	3 called	4 their	5 people	6 could	7 asked	8 looked	9 Mr	10 called






Writing for a purpose



Write a birthday card/ greeting card/party invitation

Write a shopping list or a list of food they would like in their lunchbox.



Become penpals with family and friends in other countries.



Best Seller



Flash Cards: Sight Words
by Scholastic Teacher Resources and Scholastic

★★★★★ ~ 8,250

Cards

AED15⁶⁷ ~~AED25.00~~

10% discount with Citibank (code CB10OCT)

Best Seller



Read Write Inc. Home: Phonics Flashcards

by Ruth Miskin and Tim Archbold

★★★★★ ~ 5,565

Cards

AED29⁰⁵ ~~AED59.00~~

10% discount with Citibank (code)



Read Write Inc.: Set 2 & 3: Speed Sound Cards

by Gill Munton

★★★★★ ~ 651

Cards

AED39²² ~~AED55.00~~

10% discount with Citibank (code)



Read Write Inc. Phonics: Red Word Cards

by Ruth Miskin

★★★★★ ~ 323

Cards

AED47⁹⁶

Oxford Owl elibrary -

https://www.oxfordowl.co.uk/library-page?view=image&query=&type=book&age_group=&level=&level_select=&book_type=&series=Read+Write+Inc.#



The screenshot shows the Oxford Owl website homepage. At the top is a navigation bar with the Oxford Owl logo, a home icon, and a user greeting 'Hello Cheryl Wood' with a dropdown arrow and a 'Log out' button. Below the navigation bar is a light blue banner with the text 'Welcome to Oxford Owl' and a paragraph: 'Discover expert advice, educational resources and free eBooks to support children's learning at primary school and at home, from Oxford University Press.' Below this banner are two main content boxes. The left box is titled 'Oxford Owl for School' with a blue owl icon and lists three bullet points: 'Award-winning subscriptions and leadership support', 'Professional Development and best practice advice', and 'Free teaching resources and eBooks'. It has a pink 'Enter site' button and a link 'About Oxford Owl for School' with a right arrow. The right box is titled 'Oxford Owl for Home' with a green owl icon and lists three bullet points: 'Advice and support for parents', 'Educational activities and games', and 'Free eBook library for 3- to 11-year-olds'. It also has a pink 'Enter site' button.

Oxford Owl

Hello Cheryl Wood [Log out](#)

Welcome to Oxford Owl

Discover expert advice, educational resources and free eBooks to support children's learning at primary school and at home, from Oxford University Press.

Oxford Owl for School

Teaching resources and expert school improvement support

- Award-winning subscriptions and leadership support
- Professional Development and best practice advice
- Free teaching resources and eBooks

[Enter site](#)

[About Oxford Owl for School](#)

Oxford Owl for Home

Free resources to support learning at home

- Advice and support for parents
- Educational activities and games
- Free eBook library for 3- to 11-year-olds

[Enter site](#)



Free eBook library

Take a look at our tablet-friendly eBooks, which include all of your child's favourite characters from Biff, Chip and Kipper to the Project X team.

[Browse eBooks](#)

Show all eBooks

Covers


Detail

All Ages

Levels

Book type

Read Write Inc.





FACT:

Nearly 90% of students who do not earn a high school diploma struggled to read in 3rd grade.



Learn more about
early literacy at:
ExcelinEd.org

How to help at home



- Listen to your child read every day.
- Read to your child, ensuring to read with fluency and expression.
- Ask your child questions about what they have read to check comprehension.
- Work on special friends they are struggling with and encourage them to apply them in their writing.
- Work on alien words and decoding unfamiliar words

Helpful Websites



Have a look at the parents' information for tips and e-book resources for supporting your child at home:

Ruth Miskin - Read Write Inc Phonics

<http://www.ruthmiskin.com/en/parents/>

Oxford University Press - Oxford Owl

<https://www.oxfordowl.co.uk/for-home/>

Ruth Miskin - youtube channel

https://www.youtube.com/channel/UCo7fbLgY2oA_cFCIlg9GdxtQ



