

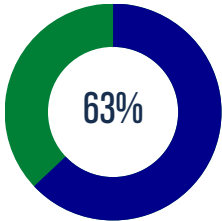


Evergreen Elementary School Scorecard

Reading

55th

Achievement
Percentile
Nat'l Avg = 50th



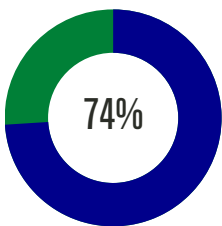
Percent of
Students Meeting
Growth
Projection
Nat'l Avg = 50

MAP Reading Measure, Spring 2024
Grades 1-5

Mathematics

59th

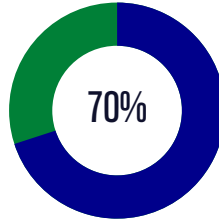
Achievement
Percentile
Nat'l Avg = 50th



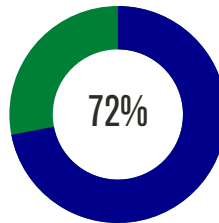
Percent of
Students Meeting
Growth
Projection
Nat'l Avg = 50

MAP Math Measure, Spring 2024
Grades 1-5

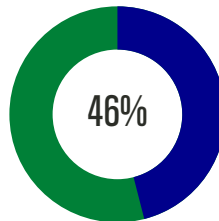
State Assessments



Percent of Students Showing Foundational
Grade Lvl Knowledge and Above in ELA
State Avg = 70%
Spring, 2024

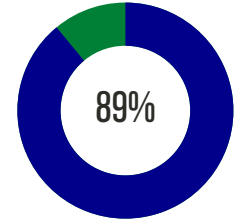


Percent of Students Showing Foundational
Grade Lvl Knowledge and Above in Math
State Avg = 63%
Spring, 2024



Percent of Students Showing Foundational
Grade Lvl Knowledge and Above in Science
State Avg = 62%
Spring, 2024, Grade 5

Regular Attendance



Percent of Students Averaging
Less Than Two Absences Per Month
State Avg = 69%
2022-23

Teacher Avg Yrs Experience

12.4 Years

Avg Years of
Classroom Experience
State Avg = 13.0

Student-to-Teacher Ratio



13.8 : 1
State Avg = 15.8

2022-23 School Year

483

Student Enrollment

35

Classroom Teachers

Evergreen Elementary School

215 W Elmore
Spokane, WA 99218
509-465-6400
evergreen.mead354.org