

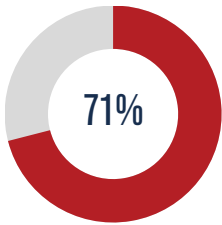


Colbert Elementary School Scorecard

Reading

71st

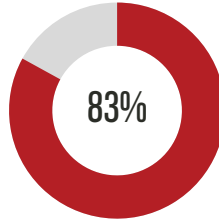
Achievement
Percentile
Nat'l Avg = 50th



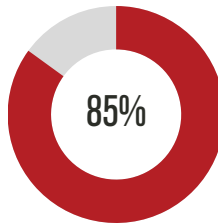
Percent of
Students Meeting
Growth
Projection
Nat'l Avg = 50

MAP Reading Measure, Spring 2024
Grades 1-5

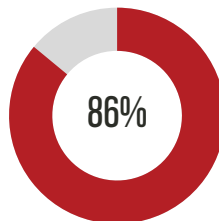
State Assessments



Percent of Students Showing Foundational
Grade Lvl Knowledge and Above in ELA
State Avg = 70%
Spring, 2024

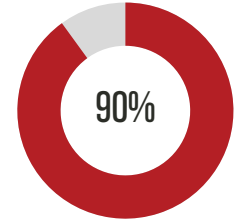


Percent of Students Showing Foundational
Grade Lvl Knowledge and Above in Math
State Avg = 63%
Spring, 2024



Percent of Students Showing Foundational
Grade Lvl Knowledge and Above in Science
State Avg = 62%
Spring, 2024, Grade 5

Regular Attendance

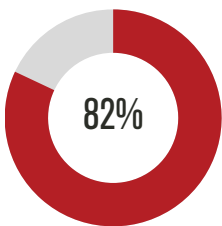


Percent of Students Averaging
Less Than Two Absences Per Month
State Avg = 69%
2022-23

Mathematics

79th

Achievement
Percentile
Nat'l Avg = 50th



Percent of
Students Meeting
Growth
Projection
Nat'l Avg = 50

MAP Math Measure, Spring 2024
Grades 1-5

Teacher Avg Yrs Experience

14.9 Years

Avg Years of
Classroom Experience
State Avg = 13.0

Student-to-Teacher Ratio



14.5:1
State Avg = 15.8

2022-23 School Year

407

Student Enrollment

28

Classroom Teachers

Colbert Elementary School

4526 E Greenbluff Rd
Colbert, WA 99005
509-465-6300
colbert.mead354.org