

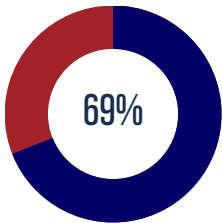


# Midway Elementary School Scorecard

## Reading

# 69th

Achievement  
Percentile  
Nat'l Avg = 50th



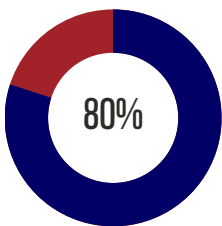
Percent of  
Students Meeting  
Growth  
Projection  
Nat'l Avg = 50

MAP Reading Measure, Spring 2024  
Grades 1-5

## Mathematics

# 78th

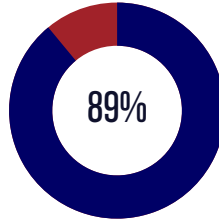
Achievement  
Percentile  
Nat'l Avg = 50th



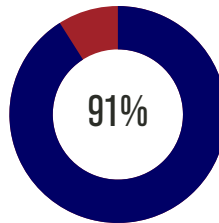
Percent of  
Students Meeting  
Growth  
Projection  
Nat'l Avg = 50

MAP Math Measure, Spring 2024  
Grades 1-5

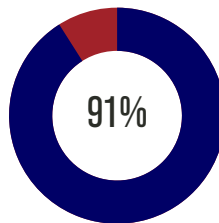
## State Assessments



Percent of Students Showing Foundational  
Grade Lvl Knowledge and Above in ELA  
State Avg = 70%  
Spring, 2024

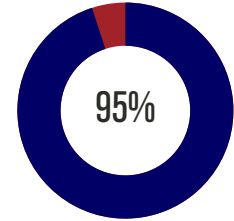


Percent of Students Showing Foundational  
Grade Lvl Knowledge and Above in Math  
State Avg = 63%  
Spring, 2024



Percent of Students Showing Foundational  
Grade Lvl Knowledge and Above in Science  
State Avg = 62%  
Spring, 2024, Grade 5

## Regular Attendance



Percent of Students Averaging  
Less Than Two Absences Per Month  
State Avg = 69%  
2022-23

## Teacher Avg Yrs Experience

# 16.6 Years

Avg Years of  
Classroom Experience  
State Avg = 13.0

## Student-to-Teacher Ratio



14.8 : 1  
State Avg = 15.8

2022-23 School Year

# 415

Student Enrollment

# 28

Classroom Teachers

## Midway Elementary School

821 E Midway Rd  
Colbert, WA 99005  
509-465-6700  
midway.mead354.org