

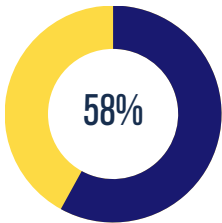


# Shiloh Hills Elementary School Scorecard

## Reading

47th

Achievement  
Percentile  
Nat'l Avg = 50th



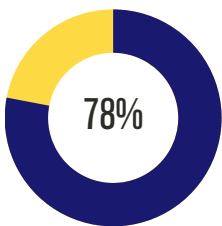
Percent of  
Students Meeting  
Growth  
Projection  
Nat'l Avg = 50

MAP Reading Measure, Spring 2024  
Grades 1-5

## Mathematics

62nd

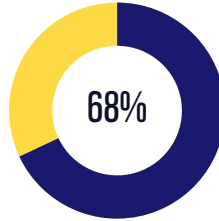
Achievement  
Percentile  
Nat'l Avg = 50th



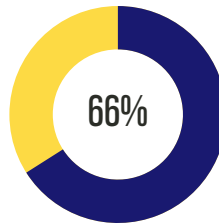
Percent of  
Students Meeting  
Growth  
Projection  
Nat'l Avg = 50

MAP Math Measure, Spring 2024  
Grades 1-5

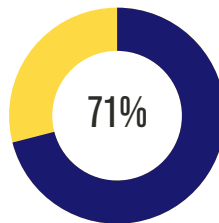
## State Assessments



Percent of Students Showing Foundational  
Grade Lvl Knowledge and Above in ELA  
State Avg = 70%  
Spring, 2024

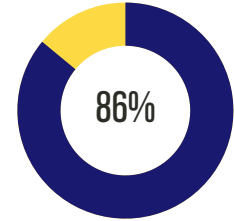


Percent of Students Showing Foundational  
Grade Lvl Knowledge and Above in Math  
State Avg = 63%  
Spring, 2024



Percent of Students Showing Foundational  
Grade Lvl Knowledge and Above in Science  
State Avg = 62%  
Spring, 2025, Grade 5

## Regular Attendance



Percent of Students Averaging  
Less Than Two Absences Per Month  
State Avg = 69%  
2022-23

## Teacher Avg Yrs Experience

14.9 Years

Avg Years of  
Classroom Experience  
State Avg = 13.0

## Student-to-Teacher Ratio



13.5 : 1  
State Avg = 15.8

2022-23 School Year

407

Student Enrollment

30

Classroom Teachers

## Shiloh Hills Elementary School

505 E Stonewall  
Spokane, WA 99208  
509-465-6800  
shilohhills.mead354.org

11/30/2024