

# Ventura Unified School District

# School Plan for

# Student

# Achievement



## Mound Elementary School

56 72652 6056154

### Contact Information:

Gina Young, Principal

[gina.young@venturausd.org](mailto:gina.young@venturausd.org)

455 South Hill Road

Ventura, CA 93003

(805) 289-1886



## Fiscal Year 2024-2025

*This page intentionally left blank.*

The School Plan for Student Achievement .....	1
School Site Council Membership .....	2
English Learner Advisory Committee Membership.....	3
Recommendations and Assurances .....	4
District information .....	5
District Profile .....	5
District Promise .....	5
District Pillars .....	5
District Vision .....	6
District Mission .....	6
District Governing Principles .....	6
School Information .....	7
School Profile .....	7
School Vision and Mission .....	7
Student Enrollment by Ethnicity – 2023-24 .....	8
Student Enrollment by Grade – 2023-24 .....	8
Student Enrollment by Student Group – 2023-24 .....	9
Comprehensive Needs Assessment.....	9
Bully Prevention, Violence Prevention, and Substance Abuse Curricula .....	9
Community Resource Guide .....	10
School Plan for Student Achievement.....	11
Budget.....	18
2024-25 Centralized Support for Planned Improvements in Student Performance.....	19
VUSD - Program Support Goals .....	19
References.....	21
CAASPP – Grade 3 English Language Arts/Literacy – 2022-23 .....	21
CAASPP – Grade 3 Mathematics – 2022-23 .....	22
CAASPP – Grade 4 English Language Arts/Literacy – 2022-23 .....	23
CAASPP – Grade 4 Mathematics – 2022-23 .....	24
CAASPP – Grade 5 English Language Arts/Literacy – 2022-23 .....	25
CAASPP – Grade 5 Mathematics – 2022-23 .....	26
2024-25 Supplemental Funds Program Budget.....	27
2024-25 Site Funds Program Budget .....	28
2024-25 Centralized Support for Planned Improvements in Student Performance.....	29
VUSD - Program Support Goals .....	29
VUSD - Parent Involvement Policy .....	31
Parent Involvement Policy .....	33
Professional Development Plan .....	34
School Accountability Report Card .....	35
School Site Council Bylaws .....	43

---

## **The School Plan for Student Achievement**

---

The School Plan for Student Achievement (SPSA) is a strategic plan that maximizes the resources available to the school while minimizing duplication of effort with the ultimate goal of increasing student achievement. SPSA development should be aligned with and inform the Local Control and Accountability Plan process.

The SPSA consolidates all school-level planning efforts into one plan for programs funded through the consolidated application (ConApp), and for federal school improvement programs, including schoolwide programs, Comprehensive Support and Improvement (CSI), Targeted Support and Improvement (TSI), and Additional Targeted Support and Improvement (ATSI), pursuant to California Education Code (EC) Section 64001 and the Elementary and Secondary Education Act as amended by the Every Student Succeeds Act (ESSA). This plan is designed to meet schoolwide program planning requirements.

California's ESSA State Plan supports the state's approach to improving student group performance through the utilization of federal resources. Schools use the SPSA to document their approach to maximizing the impact of federal investments in support of underserved students. The implementation of ESSA in California presents an opportunity for schools to innovate with their federally-funded programs and align them with the priority goals of the school and the LEA that are being realized under the state's Local Control Funding Formula (LCFF).

The LCFF provides schools and LEAs flexibility to design programs and provide services that meet the needs of students in order to achieve readiness for college, career, and lifelong learning. The SPSA planning process supports continuous cycles of action, reflection, and improvement. Consistent with EC 65001, the School Site Council (SSC) is required to develop and annually review the SPSA, establish an annual budget, and make modifications to the plan that reflect changing needs and priorities, as applicable.

For additional information on school programs and how you may become involved locally, please contact:

Gina Young, Principal  
Mound Elementary School  
455 South Hill Road  
Ventura, CA 93003  
(805) 289-1886  
[gina.young@venturausd.org](mailto:gina.young@venturausd.org)

The district's Governing Board approved this revision of the school plan on June 25, 2024.

**School Site Council Membership**

California Education Code Section 64001(g) requires that the School Plan for Student Achievement be reviewed and updated at least annually, including proposed expenditures of funds allocated through the ConApp, by the School Site Council (SSC). The 2023-24 School Site Council consists of the following members:

Name of Members	Principal	Certificated Staff	Classified Staff	Parent or Community Member	Student
Gina Young	X				
Carina Tinker		X			
Tina Tyner		X			
Tracie Fickenscher		X			
Ashley Pereda			X		
Ashley Baucom				X	
Jennifer deVicente				X	
Megan Black				X	
Leah Sparks				X	
Mark Shisham				X	
Number of members in each category	1	3	1	5	

**English Learner Advisory Committee Membership**

Education Code Section 52176 (a) states that each school with more than 20 English Learners shall establish a school level advisory committee. Parents or guardians, or both, of EL pupils who are not employed by the district shall constitute a majority of the committee.

Name of Members	Administrator	Certificated Staff	Classified Staff	Parents/Guardians of English Learners	Other
Gina Young	X				
Paul Soles		X			
Number of members in each category	1			1	

(If the members of a properly constituted English Language Advisory Council (ELAC) voted to give over their governance to the School Site Council (SSC), please list the names of those people who voted. Giving over governance needs to be re-voted every 2 years.)

☐ The ELAC has voted to give governance to the SSC on this date: \_\_\_\_\_

☐ The name of the parent ELAC representative to SSC is: \_\_\_\_\_

## Recommendations and Assurances

The School Site Council (SSC) recommends this school plan and proposed expenditures to the district Governing Board for approval and assures the board of the following:

- 1) The SSC is correctly constituted and was formed in accordance with district governing board policy and state law.
- 2) The SSC reviewed its responsibilities under state law and district governing board policies, including those board policies relating to material changes in the School Plan for Student Achievement (SPSA) requiring board approval.
- 3) The SSC sought and considered all recommendations from the following groups or committees before adopting this plan:


Signature of Authorized  
Representative

N/A

English Learner Advisory Committee

- 4) The SSC reviewed the content requirements for school plans of programs included in this SPSA and believes all such content requirements have been met, including those found in district governing board policies and in the local educational agency plan.
- 5) This SPSA is based on a thorough analysis of student academic performance. The actions proposed herein form a sound, comprehensive, coordinated plan to reach stated school goals to improve student academic performance.
- 6) This SPSA was adopted by the SSC at a public meeting on: 4/10/2024.

Attested:

  
Gina Young, Principal

5-8-24  
Date

  
SSC Chairperson

5-9-24  
Date

## District information

---

### District Profile

Ventura Unified School District is the fourth largest district in the county and located on the California coastline, 63 miles northwest of Los Angeles. Approximately 15,000 students in grades transitional kindergarten through twelve receive a rigorous, standards-based curriculum from dedicated and highly qualified professionals. The district is comprised of 17 elementary schools, 4 middle schools, 3 comprehensive high schools, 1 continuation high school, 1 alternative high school, and 1 independent study school.

During the 2023-24 school year, Ventura Unified School District served 14,672 students in grades TK-12 including 14.3% students with disabilities, 14.6% English learners, 56.2% socioeconomically disadvantaged, 0.3% migrant education, 3.8% homeless, and 0.2% identified as foster youth.

### District Promise

When it comes to delivering an education that prepares students for a future in the world today, a one-size-fits-all approach no longer suffices. Students must be able to think critically, approach problem-solving with agility and creativity, be open to exploration, and adapt to new ideas and pathways they will invariably encounter throughout their lives.

At Ventura Unified School District, we cultivate a wealth of diverse academic programs so every student in our community has the chance to explore and engage with a learning environment that not only challenges them academically, but also promotes their growth as people, scholars, and citizens of the world, in an open and positive environment.

Our passion is to help the children in our schools find their passion—academically and personally—believing that each and every student has a brilliant future ahead of them.

### District Pillars

We are committed to providing:

- a safe, healthy, and positive learning environment in every school
- rigorous and relevant academics that challenge each student
- engaging settings that stimulate curiosity and empower students to have a voice in their learning
- real world experiences and connections in and out of the classroom to cultivate creativity, critical thinking, and an appreciation for the world in which we live
- consistent, enthusiastic and unwavering encouragement of each and every child—so they can discover who they want to become and be academically, personally, and socially

Our young people are the future of our community and our world. It is incumbent on all of us to become deeply involved in their success, so each student has the freedom, support and resources they need to find their future.

**For the future of every student.**



### **District Vision**

In the Ventura Unified School District all students will receive an exemplary and balanced education fostering a lifelong passion for learning and engagement. We demand excellence of ourselves because our supportive community has entrusted us with their children.

### **District Mission**

The Ventura Unified School District will educate all students in safe, healthy, and high performing schools. We will inspire all students to excel academically, honor the unique qualities and diverse backgrounds of all students, build supportive relationships, guide all students to reach their full potential, motivate all students to successfully pursue their chosen life path, and engage all students to become responsible and contributing members of society.

### **District Governing Principles**

Every student can learn. We will make decisions in the best interest of students. We will value and celebrate diversity, and treat all people with dignity and respect. We will operate in a fiscally responsible manner. We will work as a team. We will maintain a working environment that promotes professional growth and excellence. We will celebrate and recognize success, creativity and achievement through a variety of indicators. We will embrace families and the community as partners in education.

## School Information

---

### School Profile

During the 2023-24 school year, Mound Elementary School served 525 students in grades K-5. Student enrollment included 12.6% students with disabilities, 6.5% English learners, 29.7% socioeconomically disadvantaged, and 1.9% homeless youth. Mound Elementary has no attendance boundaries and draws students from throughout the City of Ventura.

Mound Elementary is a magnet school emphasizing science and global citizenship. The instructional day follows a banking time schedule using Friday afternoons for the staff to meet by grade levels and research, collaborate and plan.

The Mound facility is comprised of 22 classrooms, a full-service library, two intervention rooms, a speech pathology room, an OT/Sensory room, a counselor's office, and a science lab. All students are equipped with a ratio of 1:1 devices.

Mound Elementary has a very active Parent Teacher Organization. Parents play an active role in their child's education by volunteering in the classrooms, the teachers' workroom, the school library, and on the playground.

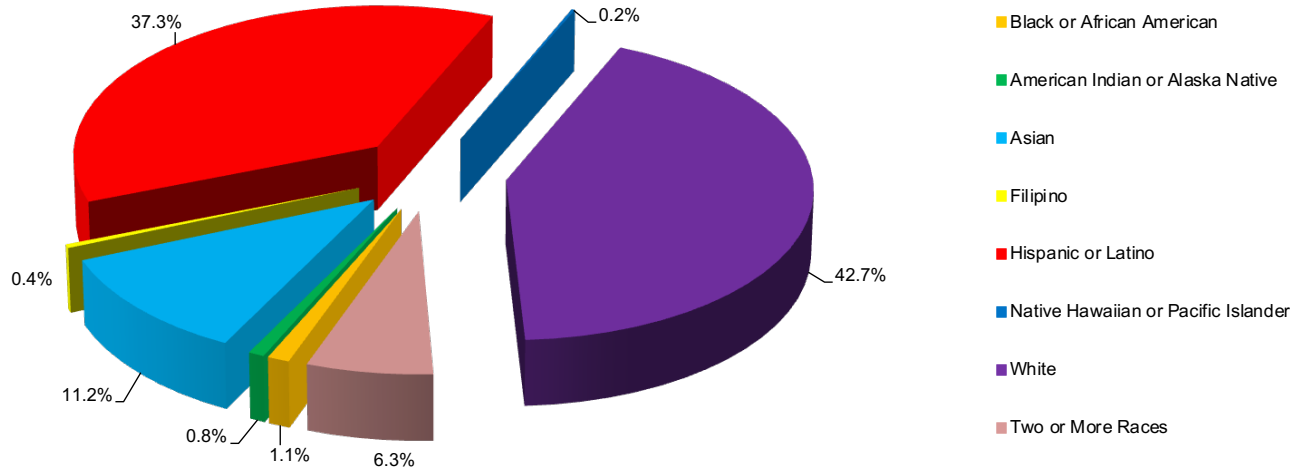
There are 25 certificated teachers, a principal, a part-time school psychologist, a part-time speech therapist, an hourly reading teacher, an 80% FTE intervention teacher, 15 classified employees including: an office manager, a health assistant, a library media technician, , three custodians, three kitchen personnel, and paraeducators.

### School Vision and Mission

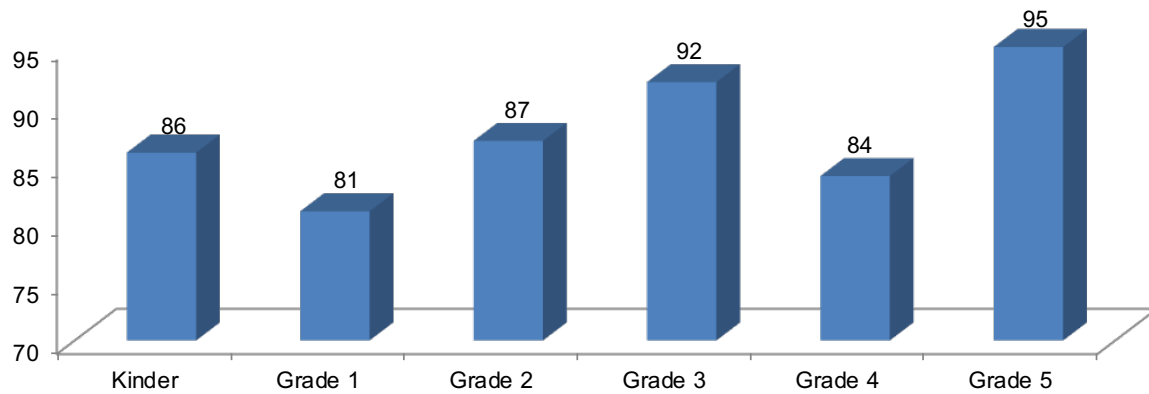
Mound School is a science and global citizenship magnet school and a very special place for children, teachers, staff, and parents. Every child receives a strong foundation in science that will be a necessary tool for life in the 21st century. Our program integrates scientific concepts into ongoing daily routines and all subject areas. We have designed the program to develop critical thinking skills and problem-solving strategies and concepts in our students.

We strongly encourage parental support for student achievement. We have a community of involved parents who support our vision and goals and play an active role in their child's education. When families, education, and community work together the children are the winners! We have great hopes and expectations for all children. We believe that with a little help and support, every child can be successful in school. It is our goal to strive to ensure that every child who transitions from Mound School leaves with the academic and social skills, along with the personal confidence necessary to be successful in middle school and in life.

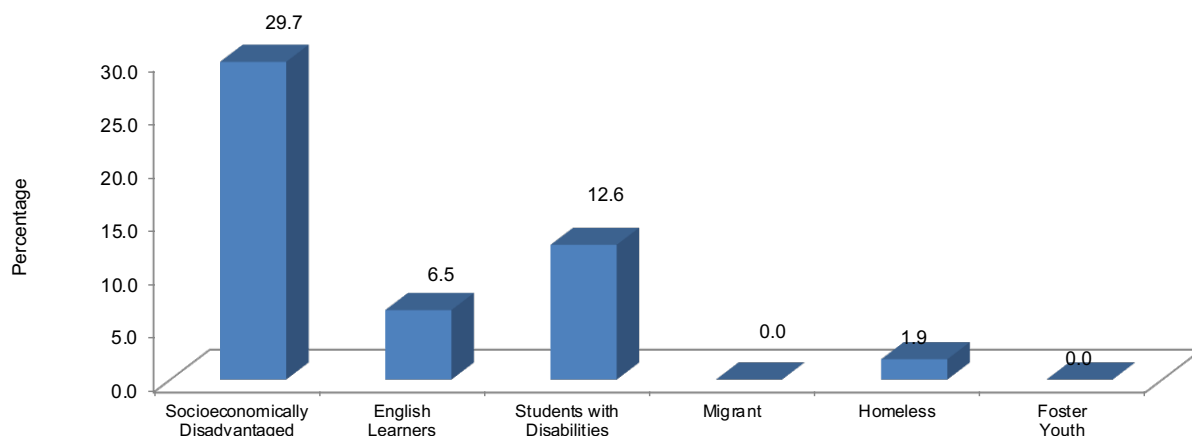
Student Enrollment by Ethnicity – 2023-24



Student Enrollment by Grade – 2023-24



## Student Enrollment by Student Group – 2023-24



## Comprehensive Needs Assessment

Mound Elementary School completed a comprehensive needs assessment survey of all students enrolled, including migratory students, which included the analysis of student performance in relation to the state academic content standards. During leadership team meetings, grade level collaboration, and staff meetings, administration and leadership team members considered the results of the following to identify areas of strength and weakness:

- ✓ Analysis of Student Performance Data:
  - CAASPP Reports
  - ELPAC Reports
  - District Benchmarks
  - SBAC

Conclusions from the needs assessment survey were used to identify SPSA goals and program support goals.

## Bully Prevention, Violence Prevention, and Substance Abuse Curricula

All persons are to be treated with dignity and respect; therefore, the district, schools, students, parents/guardians and community have an obligation to promote mutual respect and safe, harmonious relations that support dignity and equality. The Ventura Unified School District has in place policies, procedures, and practices that are designed to reduce and eliminate bullying and harassment as well as processes and procedures to address incidents of bullying and harassment when they occur.

Mound Elementary School's behavior standards are aligned to district standards, including the application of standards for bullying behavior fairly and consistently. Mound Elementary School follows district guidelines, policies and procedures according to the Education Code as well as school rules pertaining to related matters such as bullying suspension and expulsion, student expression, and the rights and responsibilities of students. School administration and teaching staff are qualified to identify, manage, and respond to unacceptable behaviors to support a safe and respectful learning environment. Mound Elementary School's staff have adopted site-based goals to build a healthy environment to reduce classroom disruptions, increase student safety, and motivate student learning.

At the beginning of the year an assembly is held to discuss school rules, which are reinforced throughout the year by individual teachers in the classroom. Counselors also talk about "*Big Deal, Little Deal*" in both classroom and small group settings throughout the year.

Mound Elementary School has adopted the following district-approved programs aimed at keeping students safe at all times and promoting healthy habits and choices.

- **The Great Body Shop** - includes curricula about harassment/bullying for K-5.
- **Digital Citizenship** – program that is a concept which helps teachers, technology leaders and parents to understand what students/children/technology users should know to use technology appropriately. Digital Citizenship is more than just a teaching tool; it is a way to prepare students/technology users for a society full of technology.
- **Second Step** – A research-based program to promote the social-emotional development, safety, and well-being of children.
- **Red Ribbon Week**
- **Kindness Counts Assembly**

### Community Resource Guide

The Ventura Unified School District publishes a Community Resource Guide for its student, parents, and community. The guide is available at the district office and on the district website [www.venturausd.org](http://www.venturausd.org). The guide provides local and community resource contact information for:

- 24 Hour Hotline Numbers
- After School Childcare & Activities
- Alcohol, Tobacco, Other Drugs
- Clothing, Food, Shelter
- Confidential Teen Services
- Counseling
- Educational Resources
- Family Support
- Health Notifications
- Healthcare
- Homeless Services
- Hot Line Numbers
- Local Alcohol, Tobacco & Drug Intervention Information
- Low or No-Cost Health Insurance for Children
- Student Assistance/Support
- Teen Services
- Transportation
- Tutoring

# School Plan for Student Achievement

School Name	County-District-School CDS Code	School Site Council (SSC) Approval Date	Local Board Approval Date
Mound Elementary School	56726526056154	April 10, 2024	

## Purpose and Description

Briefly describe the purpose of this plan (State whether Schoolwide Program, Comprehensive Support and Improvement, Targeted Support and Improvement or Additional Targeted Support and Improvement)

Mound School is a K-5 elementary school with a TK-5 SDC-ASD program. The purpose of this plan is to gather information from stakeholders to identify areas of specific needs on our campus.

Briefly describe the school's plan for effectively meeting the ESSA requirements in alignment with the Local Control and Accountability Plan and other federal, state, and local programs.

Specific measurable goals will be set to improve our academic programs for all student groups and strategically decrease the achievement gaps between student groups. Specific goals, strategies and activities will be tied to increasing student achievement, increasing student connections to school and increasing parent involvement and will go hand in hand with the Ventura Unified School District LCAP. These same goals and activities related to the goals are also stated in our Ventura Unified District LCAP document.

## Stakeholder Involvement

How, when, and with whom did the school consult as part of the planning process for this SPSA/Annual Review and Update?

### Involvement Process for the SPSA and Annual Review and Update

Personnel Involved:	Date:
Mound family survey	February 17- March 8, 2024
Mound School Site Council meetings	March 13, 2024 and April 10, 2024
Mound School PTO meeting	April 17, 2024
English Learner Advisory Council meeting	March 20, 2024

## Resource Inequities

Briefly identify and describe any resource inequities identified as a result of the required needs assessment, as applicable. **(COMPLETE ONLY IF CSI OR ATSI SCHOOL)**

N/A

**Goals, Strategies, Expenditures, and Annual Review****Goal 1:**

**Increase Student Achievement** – Increase student achievement for all students while decreasing performance gaps.

**Identified Need:**

Academic achievement at Mound has historically been one of our strengths. It distinguishes our school and helps us recruit new families. We would like to continue increasing students' academic achievement back to pre-Covid levels. In addition, scores for our Socioeconomically Disadvantaged (SED) students are substantially lower compared to the general population at Mound. We would like to close that gap so that ALL students achieve at high levels, despite their families' economic circumstances. About 25% of Mound's students are represented in the SED category.

**Annual Measurable Outcomes:**

<b>Metric/Indicator</b>	<b>Baseline/Actual Outcome</b>	<b>Expected Outcome</b>
CAASPP results for 3 <sup>rd</sup> through 5 <sup>th</sup> grade - percent of students who met or exceeded grade level standards	<p><u><b>Spring 2022 School-Wide</b></u>            ELA ALL 69% SED 58%            Math ALL 68% SED 45%            CAST ALL 55% SED 19%</p> <p><u><b>Spring 2023 School-Wide</b></u>            ELA ALL - 69% SED 58%            Math ALL - 73% SED 52%            CAST ALL - 57% SED 39%</p> <p><u><b>Spring 2024 School-Wide</b></u>            Not available yet</p>	Spring 2025 CAASPP scores will increase schoolwide by 2%, and for SED students by 4%, compared with 2024 results (not yet available) and by 4% and 8%, respectively, compared with 2023 results.
ELA – MAP Assessments T3 testing.	<p><u><b>Spring 2023 ELA - All School</b></u>            47% met growth projections from Fall 2022 - Spring 2023</p> <p><u><b>Spring 2024 ELA - All School</b></u>            Not available yet</p>	>50% will meet growth projections from Fall 2024 to Spring 2025
Math – MAP Assessments T3 testing.	<p><u><b>Spring 2023 Math - All School</b></u>            46% met growth projections from Fall 2022 - Spring 2023</p> <p><u><b>Spring 2024 Math - All School</b></u>            Not available yet</p>	>50% will meet growth projections from Fall 2024 to Spring 2025

**Strategy/Activity 1****Students to be Served by this Strategy/Activity**

(Identify either All Students or one or more specific student groups)

All Students: Programs will strive to meet the needs of all students and strive to increase achievement for all and close performance gaps as evidenced by yearly growth in CAASPP and T3 MAP Growth scores.

**Strategy/Activity**

- District-provided training in teaching literacy for intervention and classroom teachers
- Teacher leaders train staff in implementation of the new CA math framework
- Use of core curriculum and strategic supplemental programs in every class every day
- 80% intervention teacher for Math Grades 1-5, and ELA grades 3-5, paid for by district
- Hourly reading intervention teacher for grades 1-2
- Library clerk to assist with leveling of books and identifying "right fit" books for students
- Evaluation of student data at site and grade level meetings with the goal of meeting students' needs
- Maintain one-to-one technology in the classroom for K-5 and at home for 4th-5th grade students to access academic programs
- **Partner with Expanded Learning Opportunities Program (ELOP) staff to support with homework**
- **Utilize music, dance, and art teachers to enable grade level teams to have collaboration time to look at data and strategize how best to meet students' academic needs**

**Proposed Expenditures for this Strategy/Activity**

Amount(s)	Source(s)
Reading Intervention 1 <sup>st</sup> /2 <sup>nd</sup> Gr. 118 days - \$28,790	Site Supplemental Funds
Subs for Teacher Professional Development- \$1,485	Site Supplemental Funds
Intervention Math 1-5 and Reading 3-5	District Funded 80% intervention teacher
ELOP program	ELOP funds
<b>Art, music and dance teachers - \$67,000</b>	<b>Prop 28 funding</b>

**Annual Review:****SPSA Year Reviewed: 2023-24**

Respond to the following prompts relative to this goal. If the school is in the first year of implementing the goal, an analysis is not required and this section may be deleted.

**ANALYSIS:**

Describe the overall implementation of the strategies/activities and the overall effectiveness of the strategies/activities to achieve the articulated goal.

Several teachers, including our intervention teachers, attended training for literacy this year, and we see the increase in student performance on classroom and district assessments. There was a big jump in students who met their individualized performance goals on mid-year district MAP tests.

Briefly describe any major differences between the intended implementation and/or the budgeted expenditures to implement the strategies/activities to meet the articulated goal.

Teachers did not have enough grade level collaboration time to discuss data and teaching strategies.

Describe any changes that will be made to this goal, the annual outcomes, metrics, or strategies/activities to achieve this goal as a result of this analysis. Identify where those changes can be found in the SPSA.

We will take advantage of Prop 28 funds to provide teachers with more time to meet in grade level teams to analyze data and plan for differentiated instruction while students are receiving high quality arts instruction. Changes can be found in bold print in the Strategy/Activity and Proposed Expenditures for Goal 1 of the 2024-25 SPSA.



## Goal 2:

**Student Connections to School** - Provide a safe and secure environment for students and staff.

### Identified Need:

- 48.6% of respondents identified social-emotional learning (SEL) as an area for improvement in the Spring 2024 family survey.
- 45.9% of respondents identified extra-curricular opportunities as an area for improvement on the Spring 2024 family survey
- Better emotional health and connections to school could help increase attendance and learning

### Annual Measurable Outcomes:

Metric/Indicator	Baseline/Actual Outcome	Expected Outcome
Annual Attendance percentage	K-5 <sup>th</sup> grade all students 2022 - 96.4% 2023 - 94.9% 2024 - 95.7%	97% in 2024-25 school year
Number of students who participate in extra-curricular activities	<u>2022-23</u> 37 cross-country members 35 student council candidates <u>2023-24</u> 268 students (51%) participated in at least one of 13 extracurricular opportunities	<u>2024-25</u> Increase involvement in extracurricular activities to at least 60% of students
Family survey responses	<u>2023 Family Survey</u> 42.3% identified SEL as an area for improvement  <u>2024 Spring Family Survey</u> 48.6% identified SEL as an area for improvement	Decrease percentage of respondents who identify SEL as an area for improvement to 40% or less.

### Strategy/Activity 1

#### Students to be Served by this Strategy/Activity

(Identify either All Students or one or more specific student groups)

All Students.

### Strategy/Activity

- Family outreach by counselor and/or principal regarding SEL strategies for home (e.g. periodic newsletters and/or information on parent workshops and resources sent through Parent Square)
- Professional learning for staff to promote social-emotional well-being for adults and students
- Maintain school connections through extracurricular programs run by staff and volunteers (e.g. Student Council, Cross Country, after-school classes, Battle of the Books, GATE activities, Peer Mediators)
- Implementation of character development and multicultural assemblies
- Use the Second Step curriculum for social emotional lessons (school counselor)
- Counselor leads social-emotional groups for 8-week sessions
- Use curriculum The Great Body Shop for whole-class physical/mental/emotional wellness lessons
- Increase recess activities and spirit days, especially on days with historically low attendance
- Use A2A program to monitor and follow up with students who have excessive absences
- Attendance incentives (e.g. class competitions, principal's recess)
- Four Saturday Academy make-up opportunities with engaging activities offered during the Saturday Academy to increase attendance at the event
- **Increase arts-related co-curricular and extracurricular opportunities**
- **Reword family survey to get more detailed data about SEL needs**

**Proposed Expenditures for this Strategy/Activity**

<b>Amount(s)</b>	<b>Source(s)</b>
SEL-Focused Assemblies = \$2,500	PTO
Spirit Days and School Dance = \$250	Student Council/PTO
Battle of the Books = \$500	PTO and donations
GATE enrichment classes = \$1,000	Site funds (\$500) and PTO (\$500)
Library ESSA 11.25 hrs/wk = \$16,964	Site-based funds
Saturday Academies	ELOP funds
Co-curricular and extracurricular arts programs = \$65,000	Prop 28 funds

**Annual Review:****SPSA Year Reviewed: 2023-24**

Respond to the following prompts relative to this goal. If the school is in the first year of implementing the goal, an analysis is not required and this section may be deleted.

**ANALYSIS:**

Describe the overall implementation of the strategies/activities and the overall effectiveness of the strategies/activities to achieve the articulated goal.

During the 2023-24 school year, we focused on adding extra-curricular activities during lunch and after school. Because of our efforts, over half of the students in the school were involved in at least one extra-curricular activity during the year. Attendance went up a small amount, although not as much as we had hoped.

Briefly describe any major differences between the intended implementation and/or the budgeted expenditures to implement the strategies/activities to meet the articulated goal.

The school did not provide enough communication to families about social-emotional learning.

Describe any changes that will be made to this goal, the annual outcomes, metrics, or strategies/activities to achieve this goal as a result of this analysis. Identify where those changes can be found in the SPSA.

- We will add the strategy of increasing arts-related extracurricular activities. This can be found in the Strategy/Activity section.
- We will use the completion of the annual family survey regarding areas of need for our school as a metric. This change can be found in the Annual Measurable Outcomes section.

### Goal 3:

**Family Involvement** - Increase parent and community involvement

#### Identified Need:

- Family involvement is a strength we want to maintain and improve upon. We hope to increase parent and family involvement in all student groups on campus.
- As a magnet school for Global Citizenship, we would like to form more community partnerships.

#### Annual Measurable Outcomes:

Metric/Indicator	Baseline/Actual Outcome	Expected Outcome																					
PTO Volunteer Sign-up (crosswalks, Jogathon, B2SN, Library)	79 volunteers in 2022-23 2023-24 data not yet available	Increase parent volunteers by 5% compared with 2022-23.																					
Number of parents registered as Type 1 and 2 Volunteers (over 4 hours per month, coaching, and/or overnight field trip)	2022-23: 24 volunteers added to Type 2 district volunteer database 2023-24: 21 volunteers added to Type 2 district volunteer database as of March 28	Add 30 more Type 2 Volunteers in the 2024-25 school year Increase number of Type 1 volunteers by 5%																					
Percentage of Type 2 volunteers by student group.	No baseline - not tracked in 2022-23. 2023-24: <table border="1"> <thead> <tr> <th>Student Group</th><th>Type 2 Vol.</th><th>Gen. Pop.</th></tr> </thead> <tbody> <tr> <td>White</td><td>54%</td><td>46%</td></tr> <tr> <td>Hisp.</td><td>21%</td><td>37%</td></tr> <tr> <td>Asian</td><td>21%</td><td>14%</td></tr> <tr> <td>African Am.</td><td>4%</td><td>2%</td></tr> <tr> <td>Multi-Lingual</td><td>17%</td><td>8%</td></tr> <tr> <td>Spec. Ed.</td><td>13%</td><td>12%</td></tr> </tbody> </table>	Student Group	Type 2 Vol.	Gen. Pop.	White	54%	46%	Hisp.	21%	37%	Asian	21%	14%	African Am.	4%	2%	Multi-Lingual	17%	8%	Spec. Ed.	13%	12%	2024-25: Volunteer demographics match student demographics within 5%
Student Group	Type 2 Vol.	Gen. Pop.																					
White	54%	46%																					
Hisp.	21%	37%																					
Asian	21%	14%																					
African Am.	4%	2%																					
Multi-Lingual	17%	8%																					
Spec. Ed.	13%	12%																					
Percentage of families responding to family surveys	<u>2023 Fall Family Survey</u> 104 respondents (20%)  <u>2024 Spring Family Survey</u> 74 respondents (14 %)	Increase the percentage of families who respond to the school survey to at least 25%.																					

#### Strategy/Activity 1

##### Students to be Served by this Strategy/Activity

(Identify either All Students or one or more specific student groups)

All Students

##### Strategy/Activity

- Intentional use of a variety of tools for communication – marquee, PTO newsletter, mass notice through Parent Square, flyers, personal communications, and Facebook to publicize opportunities
- Create diverse volunteer opportunities for families to get involved on campus through classroom assistance, field trips, Saturday Academy, School Site Council, library, garden, crosswalks and PTO meetings
- Host a variety of events for parents, families and community to be engaged with our school community (e.g. Back to School Night, Parent Night Out, Science & Engineering Night, Jogathon, field day)

- Advertise and encourage Mound family participation in district parents events; parent education workshops, school information fairs
- Office staff to assist with delivery of event information, advertising, flyers and logging of volunteer hours in office sign in book, ensure translations are completed to communicate with all families, plan for Saturday School
- **Offer food and childcare at family meetings and events**
- **Increase family survey completion by providing more reminders, varied formats—not just online, an iPad in the office for survey completion, access to other languages, and possible incentives (e.g. principal-for-the-day drawing); and ensure timing of survey is convenient for families (i.e. not when other surveys are out)**

**Proposed Expenditures for this Strategy/Activity**

Amount(s)	Source(s)
Jogathon \$2,000	PTO
Field Day \$2,500	PTO
Sensory garden \$20,000	PTO and Schoolwide 2024 VEP Grant
Other gardens \$1,000	PTO

**Annual Review:****SPSA Year Reviewed: 2023-24**

Respond to the following prompts relative to this goal. If the school is in the first year of implementing the goal, an analysis is not required and this section may be deleted.

**ANALYSIS:**

Describe the overall implementation of the strategies/activities and the overall effectiveness of the strategies/activities to achieve the articulated goal.

Family involvement was maintained over the past year, although we did not increase the number of Type 2 volunteers. We were able to involve the community in the 5th graders' Mac & Cheese 6000 event.

Briefly describe any major differences between the intended implementation and/or the budgeted expenditures to implement the strategies/activities to meet the articulated goal.

- We did not encourage family participation in district events, committees and workshops as much as we could have.
- We were not able to increase participation for ELAC meetings.
- The Sensory Garden project was not started.

Describe any changes that will be made to this goal, the annual outcomes, metrics, or strategies/activities to achieve this goal as a result of this analysis. Identify where those changes can be found in the SPSA.

- We removed "participation in PTO and ELAC meetings" as a metric of success. We will focus on other ways that families can be involved beyond meetings (e.g. school events, informal PTO gatherings, and classroom support).
- We added "percentage of families responding to family surveys" as a metric of success

These changes are reflected in the Annual Measurable Outcomes section.

## Budget

### Other Federal, State and Local Funds

The School Site Council intends for Montalvo Elementary School to participate in the following programs:

Federal Programs	Allocation (\$)
Title I 2023-24 Carryover	\$0.00
Title I 2024-25 Pre-Allocation	\$0.00
Title I 2024-25 Allocation	\$0.00

Subtotal of additional federal funds included for this school: **\$0.00**

List the State and local programs that the school is including in the schoolwide program. Duplicate the table as needed.

State or Local Programs	Allocation (\$)
Site-Based Funds 2023-24 Carryover	\$0.00
Site-Based Funds 2024-25 Allocation	\$18,375.00
Supplemental Funds 2023-24 Carryover	\$0.00
Supplemental Funds 2024-25 Allocation	\$30,275.00

Subtotal of state or local funds included for this school: **\$48,650.00**

Total of federal, state, and/or local funds for this school: **\$48,650.00**

## 2024-25 Centralized Support for Planned Improvements in Student Performance

---

### VUSD - Program Support Goals

The Educational Services Department provides direction, coordination, and assistance to schools in carrying out a District Title I program for disadvantaged students. These include areas of program development, School Plan Review, management, legal compliance, evaluation, fiscal accounting, staff development, and community advisory processes, as well as responsibility for District and state required reports and documents.

#### Multilingual/Multicultural Education

The VUSD Multilingual and Multicultural Education Department supports programs that prepare Multilingual Learners at all grade levels for college and career success. Department staff supports Multilingual Learner identification, parent notification, annual assessment routines, reclassification procedures and compliance monitoring.

Program models offered for Multilingual Learners in VUSD include Structured English Immersion, English Language Mainstream, and Dual Language Programs. The department supports program design, planning and articulation, professional development, curriculum selection, program evaluation, parent involvement, management of fiscal resources, and community awareness.

Migrant Education student services are provided to eligible students and families as part of the Multilingual and Multicultural Department.

The Multilingual and Multicultural Department supports world language instruction and multilingualism in VUSD schools through course development, curriculum selection, and professional development.

VUSD promotes and celebrates multilingualism with the VUSD Multilingual Recognition Seal and the California State Seal of Biliteracy. The Department assists schools in providing this recognition for graduating seniors each year.

District translation support is offered through the Multilingual and Multicultural Department and by staff at many schools.

VUSD collaborates with the Mexican Secretary of Public Education to provide educational opportunities at our Plaza Comunitaria located at Sheridan Way School.

The VUSD Multilingual and Multicultural Education Department also supports programs and curriculum TK-12 that honor the diverse identities and community cultural wealth all our students bring. The goal is for all students in VUSD to feel safe, valued, nurtured and loved.

#### Curriculum & Instruction

The Curriculum & Instruction Department, serving TK-12 students, under the direction of Educational Services, provides leadership and support for VUSD staff by coordinating the development, alignment, and implementation of standards, assessments, curriculum, instruction, staff development, and support services to ensure each student meets or exceeds grade level content standards. The education of the whole child, academically, as well as socially and emotionally, is our goal.

#### Gifted and Talented Education

The Gifted and Talented Education Office provides direction, coordination, and assistance in carrying out the GATE Program. This includes accounting, management, legal compliance, evaluation, placement and identification, the community advisory processes, as well as providing District and state required reports. Assistance to schools is provided by the GATE Coordinator.

**Migrant Education**

The Migrant Education Program provides for the coordination and implementation of various services in partnership with the Ventura County Office of Education, and the local colleges and universities. Services include identification and recruitment, monthly parent advisory committee meetings, early child development supports, supplemental instruction, summer school, emergency medical services, Spelling, Speech & Debate Tournaments, college tours, academic counseling, credit recovery courses, Family Literacy Programs, Migrant Family Conference, informational events, computer program trainings, accounting, management, legal compliance, evaluation, as well as providing district and state required reports. Services are provided to academically support and ensure that migratory students receive the appropriate opportunities to help reduce with the educational disruption and other problems as a result of repeated moves. Service to the schools are provided by the Migrant Education Coordinator and the Migrant Liaison/Recruiter.

**Indian Education**

The Indian Education Program is a federally-funded program serving only American Indian or Alaskan Native students in all grade levels who have an Indian Student Eligibility Certification Form 506 completed by their parents and on file in our Indian Education Office. The main focus of the program is to encourage all students of American Indian descent to finish high school and attend college. The Indian Education program was implemented to reduce the high drop-out rate among Native Americans throughout the United States

Elementary grade students (K-5) are engaged in a rigorous, standards-based hands-on Indian Education curriculum and reading development. Students participate in fun activities which explore their Native American history, heritage, and culture. Intervention and tutoring are available based on individual progress in meeting state proficiency standards and basic skills acquisition.

All qualifying 6-12 students have access to counselors who are experienced in working with students of American Indian and Native Alaskan descent in the areas of personal and academic counseling as well as tutoring in all areas of the middle school and high school curricula. Students in grades 6-9 are engaged in cultural presentations, heritage lessons, successful time management and study skills lessons, goal setting for middle school success and high school expectations, thinking about college and post high school educational and career planning, and basic skills support for language, reading and mathematics. Students in grades 9-12 are provided career counseling which includes information about special grants, scholarships, and financial assistance, and are engaged in activities to facilitate a better understanding in such areas as individual tribal history and history of other tribes.

Instruction and support are administered at each qualifying student's school site through a series of monthly sessions which may include 1) small group instruction based upon reading and language development, through interactive discussion, 2) hands-on learning activities, 3) booklets, and 4) computerized lessons. The school's Indian education teacher or 6-12 counselor work with the district's Indian Education Coordinator to develop a specialized curriculum and appropriate support services. Tutoring services are determined by the school administrator and Indian Education Coordinator.

## References

CAASPP – Grade 3 English Language Arts/Literacy – 2022-23

	English Language Arts/Literacy						
	2022-23						
	Number of Students Enrolled	Number of Students Tested	Number of Students With Scores	Standard Exceeded	Standard Met	Standard Nearly Met	Standard Not Met
	Grade 3						
All Students Tested	80	79	79	39.24%	29.11%	22.78%	8.86%
Male	40	39	39	35.90%	28.21%	17.95%	17.95%
Female	40	40	40	42.50%	30.00%	27.50%	0.00%
African American	*	*	*	*	*	*	*
American Indian or Alaskan Native							
Asian	11	11	11	72.73%	9.09%	18.18%	0.00%
Filipino	N/A	N/A	N/A	N/A	N/A	N/A	N/A
Hispanic or Latino	34	33	33	27.27%	36.36%	21.21%	15.15%
Hawaiian or Pacific Islander	N/A	N/A	N/A	N/A	N/A	N/A	N/A
White (not Hispanic)	29	29	29	37.93%	31.03%	24.14%	6.90%
Two or More Races	5	5	5	*	*	*	*
Socioeconomically Disadvantaged	21	20	20	25.00%	30.00%	35.00%	10.00%
English Learners	*	*	*	*	*	*	*
Students with Disabilities	7	6	6	*	*	*	*
Migrant Education							
Homeless							



## CAASPP – Grade 3 Mathematics – 2022-23

	Mathematics						
	2022-23						
	Number of Students Enrolled	Number of Students Tested	Number of Students With Scores	Standard Exceeded	Standard Met	Standard Nearly Met	Standard Not Met
	Grade 3						
All Students Tested	80	79	79	32.91%	36.71%	24.05%	6.33%
Male	40	39	39	30.77%	41.03%	20.57%	7.69%
Female	40	40	40	35.00%	32.50%	27.50%	5.00%
African American	*	*	*	*	*	*	*
American Indian or Alaskan Native							
Asian	11	11	11	72.73%	27.27%	0.00%	0.00%
Filipino	N/A	N/A	N/A	N/A	N/A	N/A	N/A
Hispanic or Latino	34	33	33	15.15%	39.39%	33.33%	12.12%
Hawaiian or Pacific Islander	N/A	N/A	N/A	N/A	N/A	N/A	N/A
White (not Hispanic)	29	29	29	34.48%	37.93%	24.14%	3.45%
Two or More Races	5	5	5	*	*	*	*
Socioeconomically Disadvantaged	21	20	20	15.00%	25.00%	50.00%	10.00%
English Learners	*	*	*	*	*	*	*
Students with Disabilities	7	6	6	*	*	*	*
Migrant Education							
Homeless							

## CAASPP – Grade 4 English Language Arts/Literacy – 2022-23

	English Language Arts/Literacy						
	2022-23						
	Number of Students Enrolled	Number of Students Tested	Number of Students With Scores	Standard Exceeded	Standard Met	Standard Nearly Met	Standard Not Met
	Grade 4						
All Students Tested	91	89	89	52.81%	19.10%	13.48%	14.61%
Male	47	45	45	51.11%	22.22%	15.56%	11.11%
Female	44	44	44	54.55%	15.91%	11.36%	18.18%
African American	*	*	*	*	*	*	*
American Indian or Alaskan Native							
Asian	9	9	9	*	*	*	*
Filipino	*	*	*	*	*	*	*
Hispanic or Latino	37	36	36	44.44%	8.33%	25.00%	22.22%
Hawaiian or Pacific Islander	*	*	*	*	*	*	*
White (not Hispanic)	33	32	32	59.38%	21.88%	9.38%	9.38%
Two or More Races	9	9	9	*	*	*	*
Socioeconomically Disadvantaged	22	22	22	50.00%	18.18%	13.64%	18.18%
English Learners	*	*	*	*	*	*	*
Students with Disabilities	5	4	4	*	*	*	*
Migrant Education							
Homeless							

## CAASPP – Grade 4 Mathematics – 2022-23

	Mathematics						
	2022-23						
	Number of Students Enrolled	Number of Students Tested	Number of Students With Scores	Standard Exceeded	Standard Met	Standard Nearly Met	Standard Not Met
	Grade 4						
All Students Tested	91	89	89	4.16%	41.57%	10.11%	6.74%
Male	47	45	45	57.78%	31.11%	4.44%	6.67%
Female	44	44	44	25.00%	52.27%	15.91%	6.82%
African American	*	*	*	*	*	*	*
American Indian or Alaskan Native							
Asian	9	9	9	*	*	*	*
Filipino	*	*	*	*	*	*	*
Hispanic or Latino	37	36	36	19.44%	50.00%	16.67%	13.89%
Hawaiian or Pacific Islander	*	*	*	*	*	*	*
White (not Hispanic)	33	32	32	43.75%	53.13%	0.00%	3.13%
Two or More Races	9	9	9	*	*	*	*
Socioeconomically Disadvantaged	22	22	22	27.27%	54.55%	9.09%	9.09%
English Learners	*	*	*	*	*	*	*
Students with Disabilities	5	4	4	*	*	*	*
Migrant Education							
Homeless							

## CAASPP – Grade 5 English Language Arts/Literacy – 2022-23

	English Language Arts/Literacy						
	2022-23						
	Number of Students Enrolled	Number of Students Tested	Number of Students With Scores	Standard Exceeded	Standard Met	Standard Nearly Met	Standard Not Met
	Grade 5						
All Students Tested	82	81	81	34.57%	32.10%	17.28%	16.05%
Male	38	38	38	26.32%	23.68%	28.95%	21.05%
Female	44	43	43	41.86%	39.53%	6.98%	11.63%
African American	*	*	*	*	*	*	*
American Indian or Alaskan Native							
Asian	10	10	10	*	*	*	*
Filipino	N/A	N/A	N/A	N/A	N/A	N/A	N/A
Hispanic or Latino	28	27	27	18.52%	33.33%	14.81%	33.33%
Hawaiian or Pacific Islander	N/A	N/A	N/A	N/A	N/A	N/A	N/A
White (not Hispanic)	36	36	36	44.44%	36.11%	13.89%	5.56%
Two or More Races	7	7	7	*	*	*	*
Socioeconomically Disadvantaged	18	18	18	16.67%	33.33%	5.56%	44.44%
English Learners	4	4	4	*	*	*	*
Students with Disabilities	9	9	9	*	*	*	*
Migrant Education							
Homeless							

## CAASPP – Grade 5 Mathematics – 2022-23

	Mathematics						
	2022-23						
	Number of Students Enrolled	Number of Students Tested	Number of Students With Scores	Standard Exceeded	Standard Met	Standard Nearly Met	Standard Not Met
	Grade 5						
All Students Tested	82	81	81	46.91%	18.52%	18.52%	16.05%
Male	38	38	38	47.37%	15.79%	15.79%	21.05%
Female	44	43	43	46.51%	20.93%	20.93%	11.63%
African American	*	*	*	*	*	*	*
American Indian or Alaskan Native							
Asian	10	10	10	*	*	*	*
Filipino	N/A	N/A	N/A	N/A	N/A	N/A	N/A
Hispanic or Latino	28	27	27	29.63%	14.81%	25.93%	29.63%
Hawaiian or Pacific Islander	N/A	N/A	N/A	N/A	N/A	N/A	N/A
White (not Hispanic)	36	36	36	55.56%	19.44%	19.44%	5.56%
Two or More Races	7	7	7	*	*	*	*
Socioeconomically Disadvantaged	18	18	18	22.22%	5.56%	27.78%	44.44%
English Learners	4	4	4	*	*	*	*
Students with Disabilities	9	9	9	*	*	*	*
Migrant Education							
Homeless							

## 2024-25 Supplemental Funds Program Budget

**2024-25 DRAFT****School Site:****Mound Elementary****Program:****Supplemental**

2022-23 Carryover	\$	-
2023-24 Allocation	\$	30,275.00
<b>Total Available Funding:</b>	<b>\$</b>	<b>30,275.00</b>

		Budget
<b>Expenditures:</b>		
1000s - Certificated Salaries		
Intervention - Amy Feeney	Teachers, Extra hours	\$ 28,790.00
	Teachers, Sub	\$ 1,485.00
	Other	\$ -
2000s - Classified Salaries		
	Paraed, Extra hours	\$ -
	Clerical, Extra hours	\$ -
	Other	\$ -
3000s - Employee Benefits		
	22.86% for Certificated	
	36.96% for Classified	\$ -
4000s - Books and Supplies		
	Books Other Than Textbooks	\$ -
	Materials and Supplies	\$ -
	Equipment not Capitalized	\$ -
5000s - Services & Other Operating Expenses		
	Conferences/Travel	\$ -
	Rentals and Repairs	\$ -
	Operating Lease	\$ -
	Graphics	\$ -
	Contracted Services	\$ -
	Internet Publications/Software	\$ -
6000s - Capital Outlay		
	Capital Equipment >\$5,000 ea.	\$ -
<b>Total</b>		<b>\$ 30,275.00</b>
<b>Budget Balance</b>		
		\$ -

Principals Signature:	<i>Hina Young</i>
Date:	5-22-24
School Site Council Approval: (Chair)	<i>Tracey G. Johnson</i>
Date:	5-22-24
English Learner Advisory Committee Review:	
Date:	
Director, Special Projects Approval:	<i>S. Ashin</i>
Date:	6/12/24

## 2024-25 Site Funds Program Budget

**2024-25 DRAFT****School Site:****Mound Elementary****Program:****Site Based Fund**

2022-23 Carryover	\$	-
2023-24 Allocation	\$	18,375.00
<b>Total Available Funding:</b>	<b>\$</b>	<b>18,375.00</b>

		<b>Budget</b>
<b>Expenditures:</b>		
1000s - Certificated Salaries		
	Teachers, Extra hours	\$ -
	Teachers, Sub	\$ -
	Other	\$ -
2000s - Classified Salaries		
	Paraed, Extra hours	\$ -
	Clerical, Extra hours	\$ -
Library (ESSA)	Other	\$ 16,964.00
3000s - Employee Benefits		
	22.86% for Certificated	\$ -
non-PERS	36.96% for Classified	
4000s - Books and Supplies		
	Books Other Than Textbooks	\$ -
	Materials and Supplies	\$ 1,411.00
	Equipment not Capitalized	\$ -
5000s - Services & Other Operating Expenses		
	Conferences/Travel	\$ -
	Rentals and Repairs	\$ -
	Operating Lease	\$ -
	Graphics	
	Contracted Services	\$ -
	Internet Publications/Software	\$ -
	Communications	\$ -
6000s - Capital Outlay		
	Capital Equipment >\$5,000 ea.	\$ -
<b>Total</b>		<b>\$ 18,375.00</b>
<b>Budget Balance</b>		
		<b>\$ -</b>

Principals Signature:	<i>Bina Young</i>
Date:	5-22-24
School Site Council Approval: (Chair)	<i>Tracey Schonger</i>
Date:	5-22-24
Director, Special Projects Approval:	<i>S. Madis</i>
Date:	6/12/24



## 2024-25 Centralized Support for Planned Improvements in Student Performance

---

### VUSD - Program Support Goals

The Educational Services Department provides direction, coordination, and assistance to schools in carrying out a District Title I program for disadvantaged students. These include areas of program development, School Plan Review, management, legal compliance, evaluation, fiscal accounting, staff development, and community advisory processes, as well as responsibility for District and state required reports and documents.

#### Multilingual/Multicultural Education

The VUSD Multilingual and Multicultural Education Department supports programs that prepare Multilingual Learners at all grade levels for college and career success. Department staff supports Multilingual Learner identification, parent notification, annual assessment routines, reclassification procedures and compliance monitoring.

Program models offered for Multilingual Learners in VUSD include Structured English Immersion, English Language Mainstream, and Dual Language Programs. The department supports program design, planning and articulation, professional development, curriculum selection, program evaluation, parent involvement, management of fiscal resources, and community awareness.

Migrant Education student services are provided to eligible students and families as part of the Multilingual and Multicultural Department.

The Multilingual and Multicultural Department supports world language instruction and multilingualism in VUSD schools through course development, curriculum selection, and professional development.

VUSD promotes and celebrates multilingualism with the VUSD Multilingual Recognition Seal and the California State Seal of Biliteracy. The Department assists schools in providing this recognition for graduating seniors each year.

District translation support is offered through the Multilingual and Multicultural Department and by staff at many schools.

VUSD collaborates with the Mexican Secretary of Public Education to provide educational opportunities at our Plaza Comunitaria located at Sheridan Way School.

The VUSD Multilingual and Multicultural Education Department also supports programs and curriculum TK-12 that honor the diverse identities and community cultural wealth all our students bring. The goal is for all students in VUSD to feel safe, valued, nurtured and loved.

#### Curriculum & Instruction

The Curriculum & Instruction Department, serving TK-12 students, under the direction of Educational Services, provides leadership and support for VUSD staff by coordinating the development, alignment, and implementation of standards, assessments, curriculum, instruction, staff development, and support services to ensure each student meets or exceeds grade level content standards. The education of the whole child, academically, as well as socially and emotionally, is our goal.

#### Gifted and Talented Education

The Gifted and Talented Education Office provides direction, coordination, and assistance in carrying out the GATE Program. This includes accounting, management, legal compliance, evaluation, placement and identification, the community advisory processes, as well as providing District and state required reports. Assistance to schools is provided by the GATE Coordinator.



**Migrant Education**

The Migrant Education Program provides for the coordination and implementation of various services in partnership with the Ventura County Office of Education, and the local colleges and universities. Services include identification and recruitment, monthly parent advisory committee meetings, early child development supports, supplemental instruction, summer school, emergency medical services, Spelling, Speech & Debate Tournaments, college tours, academic counseling, credit recovery courses, Family Literacy Programs, Migrant Family Conference, informational events, computer program trainings, accounting, management, legal compliance, evaluation, as well as providing district and state required reports. Services are provided to academically support and ensure that migratory students receive the appropriate opportunities to help reduce with the educational disruption and other problems as a result of repeated moves. Service to the schools are provided by the Migrant Education Coordinator and the Migrant Liaison/Recruiter.

**Indian Education**

The Indian Education Program is a federally-funded program serving only American Indian or Alaskan Native students in all grade levels who have an Indian Student Eligibility Certification Form 506 completed by their parents and on file in our Indian Education Office. The main focus of the program is to encourage all students of American Indian descent to finish high school and attend college. The Indian Education program was implemented to reduce the high drop-out rate among Native Americans throughout the United States

Elementary grade students (K-5) are engaged in a rigorous, standards-based hands-on Indian Education curriculum and reading development. Students participate in fun activities which explore their Native American history, heritage, and culture. Intervention and tutoring are available based on individual progress in meeting state proficiency standards and basic skills acquisition.

All qualifying 6-12 students have access to counselors who are experienced in working with students of American Indian and Native Alaskan descent in the areas of personal and academic counseling as well as tutoring in all areas of the middle school and high school curricula. Students in grades 6-9 are engaged in cultural presentations, heritage lessons, successful time management and study skills lessons, goal setting for middle school success and high school expectations, thinking about college and post high school educational and career planning, and basic skills support for language, reading and mathematics. Students in grades 9-12 are provided career counseling which includes information about special grants, scholarships, and financial assistance, and are engaged in activities to facilitate a better understanding in such areas as individual tribal history and history of other tribes.

Instruction and support are administered at each qualifying student's school site through a series of monthly sessions which may include 1) small group instruction based upon reading and language development, through interactive discussion, 2) hands-on learning activities, 3) booklets, and 4) computerized lessons. The school's Indian education teacher or 6-12 counselor work with the district's Indian Education Coordinator to develop a specialized curriculum and appropriate support services. Tutoring services are determined by the school administrator and Indian Education Coordinator.

### VUSD - Parent Involvement Policy

The Governing Board recognizes that parents/guardians are their children's first and most influential teachers and that sustained parent/guardian involvement in the education of their children contributes greatly to student achievement and a positive school environment. The Superintendent or designee shall work with parents/guardians and family members to jointly develop and agree upon policy and strategies to meaningfully involve parents/guardians and family members in district and school activities at all grade levels; advisory, decision-making, and advocacy roles; and activities to support learning at home.

Parents/guardians shall be notified of their rights to be informed about and to participate in their children's education and of the opportunities available to them to do so.

The district's local control and accountability plan (LCAP) shall include goals and strategies for parent/guardian involvement and family engagement, including district efforts to seek parent/guardian input in district and school site decision making and to promote parent/guardian participation in programs for English learners, foster youth, students eligible for free and reduced-price meals, and students with disabilities. (Education Code 42238.02, 52060)

The Superintendent or designee shall regularly evaluate and report to the Board on the effectiveness of the district's parent/guardian and family engagement efforts, including, but not limited to, input from parents/guardians, family members, and school staff on the adequacy of involvement opportunities and on barriers that may inhibit participation.

#### Title I Schools

The Superintendent or designee shall involve parents/guardians and family members in establishing district expectations and objectives for meaningful parent/guardian and family engagement in schools supported by Title I funding, developing strategies that describe how the district will carry out each activity listed in 20 USC 6318, as contained in the accompanying administrative regulation, and implementing and evaluating such programs, activities, and procedures. As appropriate, the Superintendent or designee shall conduct outreach to all parents/guardians and family members. (Education Code 11503; 20 USC 6318)

When the district's Title I, Part A allocation exceeds the amount specified in 20 USC 6318, the Board shall reserve at least one percent of the funding to implement parent/guardian and family engagement activities and shall distribute at least 90 percent of those reserved funds to eligible schools, with priority given to high-need schools as defined in 20 USC 6631. The Superintendent or designee shall involve parents/guardians and family members of participating students in decisions regarding how the district's Title I funds will be allotted for parent/guardian and family engagement activities. (20 USC 6318)

Expenditures of such funds shall be consistent with the activities specified in this policy and shall include at least one of the following: (20 USC 6318)

Support for schools and nonprofit organizations in providing professional development for district and school staff regarding parent/guardian and family engagement strategies, which may be provided jointly to teachers, principals, other school leaders, specialized instructional support personnel, paraprofessionals, early childhood educators, and parents/guardians and family members

Support for programs that reach parents/guardians and family members at home, in the community, and at school

Dissemination of information on best practices focused on parent/guardian and family engagement, especially best practices for increasing the engagement of economically disadvantaged parents/guardians and family members

Collaboration, or the provision of subgrants to schools to enable collaboration, with community-based or other organizations or employers with a record of success in improving and increasing parent/guardian and family engagement

Any other activities and strategies that the district determines are appropriate and consistent with this policy. If the district also receives funds under federal Title IV, Part E, to coordinate and enhance family engagement programs, the Superintendent or designee shall inform parents/guardians and organizations of the existence of Title IV. (20 USC 6318)

The district's Board policy and administrative regulation containing parent/guardian and family engagement strategies shall be incorporated into the district's LCAP in accordance with 20 USC 6312. (20 USC 6318)

The Superintendent or designee shall ensure that each school receiving Title I funds develops a school-level parent/guardian and family engagement policy in accordance with 20 USC 6318.

District and school-level parent/guardian and family engagement policies and administrative regulations shall be distributed to parents/guardians of students participating in Title I programs and shall be available to the local community. Parents/guardians shall be notified of the policy in an understandable and uniform format and, to the extent practicable, provided in a language the parents/guardians can understand. (20 USC 6318)

#### Non-Title I Schools

The Superintendent or designee shall develop and implement strategies applicable to each school that does not receive federal Title I funds to encourage the involvement and support of parents/guardians in the education of their children, including, but not limited to, strategies describing how the district and schools will address the purposes and goals described in Education Code 11502. (Education Code 11504)

VUSD Board Policy 6020, USC Title 20

### Parent Involvement Policy

Mound Elementary School will follow the guidelines developed with parent input as listed below in accordance with the No Child Left Behind Act of 2001. This policy will be distributed to parents of students participating in the Title I program and will be updated periodically.

#### Policy Guidelines

- Involve parents in an organized, ongoing, and timely way to plan, review and improve planning and policy documents, such as:
  - Single plan for student achievement (NOTE: The school will submit any parent comments on the plan when the school makes the plan available to the LEA)
  - Parent involvement policy
  - School-Parent Compact, a written agreement of what schools and parents are each supposed to do to help students achieve
  - Plans for training school staff on how to strengthen ties between home and school
- Provide parents of participating students with
  - Opportunities for regular meetings to formulate suggestions, share experiences with other parents, and participate as appropriate in decisions relating to the education of their children if parents express an interest in doing so
  - Timely responses to suggestions
  - Description and explanation of curriculum to be used
  - The forms of academic assessment used to measure student progress
  - Proficiency levels that students are expected to meet
  - Materials and training on how to improve their child's achievement
  - Information sent home in a language and format parents can understand
- Coordinate and integrate, as appropriate, parent involvement with Head Start, Even Start and other public preschool programs
- Develop appropriate roles for community-based organizations and businesses and encourage partnerships with elementary, middle and high schools
- Offer a flexible schedule of meetings that is convenient to parents
- Provide other reasonable support for parental involvement at parents' request

### Professional Development Plan

Mound Elementary School believes strongly in providing all employees opportunities to develop professional skills and abilities as well as acquire training on current trends aimed at improving student achievement. The goals developed for this year's school plan have identified the areas and groups of teachers that will require additional support and training to ensure students meet state proficiency targets. The School Accountability Report Card, also included in this plan, provides: 1) an overview of the basic structure of staff development practices at the site and district level, and 2) site-based areas of concentration.

During the 2024-25 school year, teachers at Mound Elementary School will participate in the following trainings:

- Literacy (Focus on TK-3<sup>rd</sup> Grade)
- Anti-bias, Anti-racist Strategies and Pedagogy

# 2022-23 School Accountability Report Card

Published January 2024



**MOUND ELEMENTARY SCHOOL**  
455 SOUTH HILL ROAD, VENTURA, CA 93003  
(805) 289-1886

GINA YOUNG, PRINCIPAL  
GRADES TK-5

## PRINCIPAL'S MESSAGE

Mound Elementary, Magnet for Science and Global Citizenship, is a special place for children, staff, and families. Every student receives a strong foundation in science applications and global citizenship which are necessary tools for life in the 21st century. Our program integrates science into ongoing daily routines and subject areas. We have designed the program to develop critical thinking skills and problem-solving strategies and concepts in our students. We have many learning opportunities throughout the school such as school gardens, a science lab, and an aquaponics lab, to name just a few.

At Mound, we strongly encourage parent involvement. We recognize that much of the strength of Mound comes from the consistent family support for student achievement. We have many opportunities to volunteer through Mound's PTO, as well as classroom volunteer opportunities.

We will continue to work this year to mitigate any unfinished learning due to COVID-19 years of distance and hybrid learning. Overall as a school, Mound scored fairly equal in math and ELA CAASPP scores. Although Mound's scores were higher than the district scores as a whole, we will continue to work to get the scores back to the pre-COVID threshold.

Working in conjunction with each other, staff and parents, we can create the best environment for our students and make Mound a welcoming community of learning and togetherness.

## District Vision Statement

In the Ventura Unified School District all students will receive an exemplary and balanced education fostering a lifelong passion for learning and engagement. We demand excellence of ourselves because our supportive community has entrusted us with their children.

## District Mission Statement

The Ventura Unified School District will educate all students in safe, healthy, and high performing schools. We will inspire all students to excel academically, honor the unique qualities and diverse backgrounds of all students, build supportive relationships, guide all students to reach their full potential, motivate all students to successfully pursue their chosen life path, and engage all students to become responsible and contributing members of society.

## DISTRICT & SCHOOL DESCRIPTION

### Ventura Unified School District

Ventura Unified School District is the fourth largest district in the county and located on the California coastline, 63 miles northwest of Los Angeles. More than approximately 15,000 students in grades transitional kindergarten through twelve receive a rigorous, standards-based curriculum from dedicated and highly qualified professionals. The district is comprised of 17 elementary schools, 4 middle schools, and 5 high schools.

## Board of Education

DR. JERRY DANNENBERG  
CALVIN PETERSON  
JAMES FORSYTHE  
ALICIA LAVERE  
SABRENA RODRIGUEZ

## District Administration

DR. ANTONIO CASTRO  
SUPERINTENDENT

DR. GREG BAYLESS  
ASSISTANT SUPERINTENDENT  
EDUCATIONAL SERVICES

MS. GINA WOLOWICZ  
ASSISTANT SUPERINTENDENT  
HUMAN RESOURCES

AHSAN MIRZA  
ASSISTANT SUPERINTENDENT  
BUSINESS SERVICES

## VENTURA UNIFIED SCHOOL DISTRICT

255 WEST STANLEY AVENUE, SUITE 100  
VENTURA, CALIFORNIA 93001  
(805) 641-5000  
[www.venturausd.org](http://www.venturausd.org)





**Mound Elementary School**

At the beginning of the 2022-23 school year, 525 students were enrolled, including 9.5% in special education, 5.9% qualifying for English Language Learner support, 0.2% foster youth, 1.1% homeless, and 24.4% qualifying for free or reduced price lunch.

Student Enrollment by Student Group and Grade Level 2022-23			
Student Group	% of Total Enrollment	Grade Level	# of Students
Female	48.6%	Kindergarten	79
Male	51.4%	Grade 1	89
Non-Binary	0.0%	Grade 2	88
American Indian or Alaskan Native	0.0%	Grade 3	88
Asian	12.2%	Grade 4	96
Black or African American	0.8%	Grade 5	85
Filipino	0.6%		
Hispanic or Latino	36.0%		
Native Hawaiian or Pacific Islander	0.2%		
Two or More Races	7.6%		
White	42.7%		
English Learners	5.9%		
Foster Youth	0.2%		
Homeless	1.1%		
Migrant	0.0%		
Socioeconomically Disadvantaged	24.4%		
Students with Disabilities	9.9%	Total Enrollment	525

Enrollment is open to all students living in the city of Ventura and selected through a formal lottery process. When space allows, students may also enroll through intradistrict and interdistrict transfers. School staff place a strong emphasis on parent support at home and at school. Science is the primary academic backbone of the educational program, teaching alternative ways to see and solve scientific issues.

Mound Elementary School hosts four special education classrooms for grades TK-5 for students with moderate levels of Autism Spectrum Disorder (ASD). Our staff looks for opportunities to mainstream students in general education when appropriate.

Before- and after-school day care is offered on campus by Catalyst (a private company) from 6:30 a.m. to 6:00 p.m. for Mound Elementary's students (grades TK-5). Breakfast is available in the morning and structured sports and other extracurricular programs are offered in the afternoon. Afterschool care and activities are available for qualifying students through the district's extended learning opportunities program.

## LOCAL CONTROL ACCOUNTABILITY PLAN (LCAP)

As part of the Local Control Funding Formula, school districts are required to develop, adopt, and annually update a three-year Local Control and Accountability Plan (LCAP).

The SARC provides the following information relevant to the State priority: Basic (Priority 1)

- Degree to which teachers are appropriately assigned and fully credentialed in the subject area and for the pupils they are teaching;
- School facilities are maintained in good repair

The SARC provides the following information relevant to the State priority: Pupil Achievement (Priority 4)

- Statewide assessments (i.e., California Assessment of Student Performance and Progress (CAASPP) System, which includes the Smarter Balanced Summative Assessments for students in the general education population and the California Alternate Assessments (CAAs) for English language arts/literacy (ELA) and mathematics given in grades three through eight and grade eleven. Only eligible students may participate in the administration of the CAAs. CAAs items are aligned with alternative achievement standards, which are linked with the Common Core State Standards (CCSS) for students with the most significant cognitive disabilities); and
- The percentage of students who have successfully completed courses that satisfy the requirements for entrance to the University of California and the California State University, or career technical sequences or programs of student.

The SARC provides the following information relevant to the State priority: Other Pupil Outcomes (Priority 8)

- Pupil outcomes in the subject area of physical education

The SARC provides the following information relevant to the State priority: Parental Involvement (Priority 3)

- Efforts the school district makes to seek parent input in making decisions for the school district and each school site

The SARC provides the following information relevant to the State priority: Pupil Engagement (Priority 5)

- High school dropout rates; and
- High school graduation rates

The SARC provides the following information relevant to the State priority: School Climate (Priority 6)

- Pupil suspension rates;
- Pupil expulsion rates; and
- Other local measures on the sense of safety

## PARENT INVOLVEMENT

Parents are encouraged to get involved in their child's learning environment either by volunteering in the classroom, participating in a decision-making group, or simply attending school events. Parents stay informed on upcoming events and school activities through ParentSquare, school newsletters, teacher newsletters, flyers, and the school website. Go to the PTO website (@pto.moundschool.org) for more information on how to become involved in your child's learning environment.

Opportunities to Volunteer

- Classroom Helper
- Chaperone Field Trips
- Library Helper
- Copy Cats (parent volunteer group)
- Help with Recess Activities
- Crossing Guards
- School Garden Committee
- Science Lab

### California Physical Fitness Test Results

2022-23

% of Students Tested

	Aerobic Capacity	Abdominal Strength and Endurance	Trunk Extensor and Strength and Flexibility	Upper Body Strength and Endurance	Flexibility
Grade Level					
Fifth	95.0%	95.0%	95.0%	95.0%	95.0%

Note: The administration of the PFT during 2021-22 and 2022-23 school years, only participation results are required for these five fitness areas.

Double dashes (--) appear in the table when the number of students is ten or fewer, either because the number of students in this category is too small for statistical accuracy or to protect student privacy.

### California Assessment of Student Performance and Progress Test Results in Science

All Students

Percentage of Students Meeting or Exceeding the State Standards

	Mound		VUSD		CA	
	21-22	22-23	21-22	22-23	21-22	22-23
Science (Grades 5, 8, & 10)	55.7	56.79	32.31	32.57	29.47	30.29

Note: Science test results include the CAST and the CAA for Science. The "Percent Met or Exceeded" is calculated by taking the total number of students who met or exceeded the standard on the CAST plus the total number of students who met the standard (i.e., achieved Level 3-Alternate) on the CAA for Science divided by the total number of students who participated in a science assessment.

Double dashes (--) appear in the table when the number of students is ten or fewer, either because the number of students in this category is too small for statistical accuracy or to protect student privacy.

The number of students tested includes all students who participated in the test whether they received a score or not; however, the number of students tested is not the number that was used to calculate the achievement level percentages. The achievement level percentages are calculated using only students who receive scores.

- Organizations
- District LCAP Committee
  - English Learner Advisory Council
  - School Site Council
  - Parent Teacher Organization
  - Safety Committee
  - Superintendent's Parent Advisory Council

- School Activities
- Art Walk
  - Back to School Night
  - Student Performances
  - Jog-a-Thon
  - Field Day
  - Spelling Bee
  - Awards Assemblies
  - Cultural Assemblies

## STUDENT ACHIEVEMENT

### Physical Fitness

In the spring of each year, Mound Elementary School is required by the state to administer a physical fitness test to all students in fifth grade. The physical fitness test (PFT) for students in California schools is the FITNESSGRAM®. The main goal of the test is to help students in starting life-long habits of regular physical activity.

The FITNESSGRAM® has six parts, though California currently requires five parts be completed annually, that show a level of fitness that offer a degree of defense against diseases that come from inactivity. The test results can be used by students, teachers, and parents. Comparative District and State results can be found at the CDE's website [www.cde.ca.gov/ta/tg/pfi/](http://www.cde.ca.gov/ta/tg/pfi/).

### California Assessment of Student Performance and Progress (CAASPP)

The California Assessment of Student Performance and Progress (CAASPP) System includes the Smarter Balanced Summative Assessments (SBAC) for students in the general education population, and the California Alternate Assessments (CAAs) for students with the most significant cognitive disabilities. Only eligible students may participate in the administration of the CAAs. CAAs items are aligned with alternative achievement standards,

which are linked with the Common Core State Standards (CCSS). CAASPP results are a measure of how well students are mastering California's standards in English language arts/literacy (ELA) and mathematics, and are given to grades three through eight and grade eleven. SBAC tests assess student performance in ELA/Literacy and mathematics utilizing computer-adaptive tests and performance tasks, and CAAs test items are aligned with alternative achievement standards which are linked with the Common Core State Standards (CCSS).

The CAASPP results shown in this report include overall results comparing the school, district and state scores as well as the school's overall score in each applicable subgroup. Results are shown only for subgroups with ten students or more taking the exam. For those categories that are blank in the tables, no students met subgroup criteria. More information on CAASPP can be found on the California Department of Education's website [www.cde.ca.gov/ta/tg/ca/](http://www.cde.ca.gov/ta/tg/ca/).

CAASPP Test Results in Science by Student Group (Grades 5, 8, & High School)					
2022-23					
	Total Enrollment	Number Tested	Percent Tested	Percent Not Tested	Percent Met or Exceeded
All Students Tested	82	81	98.78	1.22	56.79
Female	44	43	97.73	2.27	62.79
Male	38	38	100	0	50
American Indian or Alaskan Native					
Asian	--	--	--	--	--
Black or African American	--	--	--	--	--
Filipino					
Hispanic or Latino	28	27	96.43	3.57	44.44
Native Hawaiian or Pacific Islander					
Two or More Races	--	--	--	--	--
White	36	36	100	0	69.44
English Learners	--	--	--	--	--
Foster Youth					
Homeless					
Military	--	--	--	--	--
Socioeconomically Disadvantaged	12	12	100	0	58.33
Students Receiving Migrant Education Services					
Students with Disabilities	--	--	--	--	--

Note: Double dashes (--) appear in the table when the number of students is ten or less, either because the number of students in this category is too small for statistical accuracy or to protect student privacy.

California Assessment of Student Performance and Progress Test Results in English Language Arts/Literacy (ELA) and Mathematics in Grades 3-8 and Grade 11					
Percentage of Students Meeting or Exceeding the State Standards					
	Mound		VUSD		CA
	21-22	22-23	21-22	22-23	21-22
English Language Arts/Literacy	69	N/A	47	47	46
Mathematics	69	N/A	35	36	34

Note: Double dashes (--) appear in the table when the number of students is ten or fewer, either because the number of students in this category is too small for statistical accuracy or to protect student privacy.

ELA and mathematics test results include the Smarter Balanced Summative Assessments and the CAA. The "Percent Met or Exceeded" is calculated by taking the total number of students who met or exceeded the standard on the Smarter Balanced Summative Assessment plus the total number of students who met the standard (i.e., achieved Level 3-Alternate) on the CAA divided by the total number of students who participated in both assessments.

CAASPP Test Results in ELA & Mathematics by Student Group (Grades 3-8 & High School)									
2022-23									
	English Language Arts/Literacy					Mathematics			
	Total Enrollment	Number Tested	Percent Tested	Percent Not Tested	Percent Met or Exceeded	Total Enrollment	Number Tested	Percent Tested	Percent Not Tested
All Students Tested	253	249	98.42	1.58	69.08	253	249	98.42	1.58
Female	128	127	99.22	0.78	74.8	128	127	99.22	0.78
Male	125	122	97.6	2.4	63.11	125	122	97.6	2.4
American Indian or Alaskan Native									
Asian	30	30	100	0	76.67	30	30	100	0
Black or African American	--	--	--	--	--	--	--	--	--
Filipino	--	--	--	--	--	--	--	--	--
Hispanic or Latino	99	96	96.97	3.03	56.25	99	96	96.97	3.03
Native Hawaiian or Pacific Islander	--	--	--	--	--	--	--	--	--
Two or More Races	21	21	100	0	76.19	21	21	100	0
White	98	97	98.98	1.02	77.32	98	97	98.98	1.02
English Learners	--	--	--	--	--	--	--	--	--
Foster Youth									
Homeless									
Military	--	--	--	--	--	--	--	--	--
Socioeconomically Disadvantaged	41	40	97.56	2.44	65	41	40	97.56	2.44
Students Receiving Migrant Education Services									
Students with Disabilities	23	21	91.3	8.7	23.81	23	21	91.3	8.7

ELA and mathematics test results include the Smarter Balanced Summative Assessments and the CAA. The "Percent Met or Exceeded" is calculated by taking the total number of students who met or exceeded the standard on the Smarter Balanced Summative Assessment plus the total number of students who met the standard (i.e., achieved Level 3-Alternate) on the CAA divided by the total number of students who participated in both assessments.

Double dashes (--) appear in the table when the number of students is ten or fewer, either because the number of students in this category is too small for statistical accuracy or to protect student privacy.

The number of students tested includes all students who participated in the test whether they received a score or not; however, the number of students tested is not the number that was used to calculate the achievement level percentages. The achievement level percentages are calculated using only students who received scores.



## SCHOOL FACILITIES & MAINTENANCE

The district takes great efforts to ensure that all schools are clean, safe, and functional through proper facilities maintenance and campus supervision. Mound Elementary School's original facilities were built in 1940; ongoing maintenance and campus improvements ensure facilities remain up to date and provide adequate space for students and staff.

District maintenance and site custodial staff ensure that the repairs necessary to keep the school in good condition are completed in a timely manner. A work order process is used by school and district staff to communicate non-routine maintenance requests. Emergency repairs are given the highest priority. Campus repairs or improvements in the 2022-23 school year included the following projects:

- Construction of three new classrooms (rebuilt due to fire)
- Replacement of outdoor lunch tables

Every morning before school begins, the principal and day custodian inspect facilities for safety hazards or other conditions that need attention prior to students and staff entering school grounds. One day custodian and two evening custodians (one full-time and one part-time) are assigned to Mound Elementary School. The day custodian is responsible for:

- Restrooms
- Cafeteria Setup/Cleanup
- Office Areas
- Routine Maintenance

Restrooms are checked throughout the day for cleanliness and subsequently cleaned as needed. The evening custodians are responsible for cleaning classrooms and restrooms.

The principal communicates with custodial staff daily concerning maintenance and school safety issues.

Campus Description	
Year Built	1940
Acreage	7.9
Bldg. Square Footage	40385
	Quantity
# of Permanent Classrooms	16
# of Portable Classrooms	10
# of Restrooms (student use)	3 sets
Cafeteria/Multipurpose Room	1
Psychologist Office	1
Library	1
Staff Lounge	1
Teacher Work Room	1
Science Lab	1
Autism Spectrum Disorder Rooms	4
Counselor's Office	1
Intervention Room	2
Occupational Therapist/Sensory Room	1
Speech Room	1

### Facilities Inspections

The district's maintenance department inspects Mound Elementary School on an annual basis in accordance with Education Code §17592.72(c) (1). Mound Elementary School uses a school site inspection survey to identify unsafe or hazardous conditions and facility improvement needs. The most recent school inspection took place on August 8, 2023. During fiscal year 2022-23, all restrooms were fully functional and available for student use at the time of the inspection.

### School Site Safety Plan

The Comprehensive School Site Safety Plan was developed for Mound Elementary School in collaboration with local agencies and the district office to fulfill Senate Bill 187 requirements. Components of this plan include child abuse reporting procedures, teacher notification of dangerous pupil procedures, disaster response procedures, procedures for safe arrival and departure from school, sexual harassment policy, dress code policy, and bully prevention policy. The school's most recent school safety plan was reviewed and updated in October 2023, and shared with school staff in December 2023.

Campus culture promotes a secure learning environment. All persons are to be treated with dignity and respect. The district, schools, students, parents/guardians and community have an obligation to promote mutual respect and safe, harmonious relations that support dignity and equality. Bullying and harassment are not tolerated. The school district has in place policies, procedures, and practices that are designed to reduce and eliminate bullying and harassment as well as processes and procedures to address incidents of bullying and harassment when they occur. Students and their

parents receive information annually regarding district policies concerning anti-bullying and harassment.

### Campus Supervision

School administration and teaching staff place a high priority on providing adequate adult supervision on campus before, during, and after school. As students arrive on campus each morning, crossing guards, the principal, campus support assistants, and teachers are strategically assigned to designated entrance areas and the playground. During recess, the principal and campus support assistants supervise student activity. The principal and campus support assistants monitor lunch time activity in the cafeteria and on the playground. At the end of the day when students are dismissed, crossing guards, the principal and teachers monitor student behavior to ensure a safe and orderly departure.

Mound Elementary School is a closed campus. During school hours, all visitors must sign in at the school's office and wear identification badges while on school grounds.

## CLASSROOM ENVIRONMENT

### Class Size

The Class Size Distribution table in this report illustrates the distribution of class sizes by grade level, the average class size, and the number of classes that contain 1-20 students, 21-32 students, and 33 or more students.

School Facility Good Repair Status				
Item Inspected	Repair Status			
Inspection Date: August 8, 2023	Good	Fair	Poor	Repair Needed and Action Taken or Planned
Systems	✓			
Interior Surfaces		✓		Building A Boys RR East, Building A Boys RR West, Building B Girls RR - Excessive peeling paint on the ceiling; Building A Girls RR West - Excessive peeling paint on the walls; Building 22 Exterior - Excessive peeling paint on the east wall; Building B Exterior - Excessive peeling paint at room south 14 windows; Computer Room 17 - Ceiling tile falling at the door; Classroom K2 - Damaged floor tiles in both restrooms, water damaged ceiling tiles at the door
Cleanliness	✓			
Electrical	✓			Classroom 15 - Wiremold plug is falling out in the northeast corner
Restrooms/Fountains	✓			Building B Boys RR - Center sink faucet does not function; Classroom 24 - Drinking fountain does not function, sink faucet is loose and needs to be secured
Safety	✓			
Structural	✓			Building B Exterior - Rusted roof gutters at rooms 11 and 13 north elevation; Building D Exterior - Excessive peeling paint at room 24 north eaves, excessive rust at room 25 & 26 south roof beams
External	✓			Building A Exterior - Stucco is damaged at room 2 south wall; Building A Boys RR West - Left door upper hinge has failed; Classroom 10 - South door rubs at the top, hard to close and open
Overall Summary of School Facility Good Repair Status				
	Exemplary	Good	Fair	Poor
Overall Summary		✓		

Percentage Description Rating:

Good. The school is maintained in good repair with a number of non-critical deficiencies noted. These deficiencies are isolated, and/or resulting from minor wear and tear, and/or in the process of being mitigated.

Chronic Absenteeism by Student Group (2022-23)				
Student Group	Cumulative Enrollment	Chronic Absenteeism Eligible Enrollment	Chronic Absenteeism Count	Chronic Absenteeism Rate
All Students	530	527	79	15
Female	256	256	34	13.3
Male	274	271	45	16.6
American Indian or Alaska Native				
Asian	66	66	6	9.1
Black or African American	--	--	--	--
Filipino	--	--	--	--
Hispanic or Latino	189	188	29	15.4
Native Hawaiian or Pacific Islander	--	--	--	--
Two or More Races	40	39	4	10.3
White	227	226	39	17.3
English Learners	32	32	5	15.6
Foster Youth	--	--	--	--
Homeless	--	--	--	--
Socioeconomically Disadvantaged	134	132	36	27.3
Students Receiving Migrant Education Services				
Students with Disabilities	64	63	19	30.2

Note: Double dashes (--) appear in the table when the number of students is ten or fewer, either because the number of students in this category is too small for statistical accuracy or to protect student privacy.

Suspensions and Expulsions								
	Mound			VUSD			CA	
	20-21	21-22	22-23	20-21	21-22	22-23	20-21	21-22 22-23
Suspensions	0.00%	0.00%	0.19%	0.17%	2.74%	3.22%	0.20%	3.17% 3.60%
Expulsions	0.00%	0.00%	0.00%	0.01%	0.00%	0.01%	0.00%	0.07% 0.08%

Note: Double dashes (--) appear in the table when the number of students is ten or fewer, either because the number of students in this category is too small for statistical accuracy or to protect student privacy.

Average Class Size and Class Size Distribution				
2020-21				
Grade Level	Average Class Size	Number of Classes*		
		1-20	21-32	33+
K	29.0		3	1
1	22.0	1	3	
2	45.0		1	2
3	25.0		3	
4	29.0		3	
5	19.0	1	3	
2021-22				
K	20.0	4		1
1	18.0	1	4	
2	39.0		1	2
3	19.0	1	3	
4	22.0	1	3	
5	21.0	1	3	
2022-23				
K	26.0	1	2	1
1	25.0		3	
2	32.0		2	1
3	28.0		3	
4	31.0		3	
5	21.0	1	3	

\*Number of classes indicates how many classes fall into each size category (a range of total students per class).

\*\* "Other" category is for multi-grade level classes.

The "K" number of students shown in the chart above includes both TK and kindergarten numbers.

Suspensions & Expulsions by Student Group (2022-23)		
Student Group	Suspensions Rate	Expulsions Rate
All Students	0.2%	0.0%
Female	0.0%	0.0%
Male	0.4%	0.0%
Non-Binary	0.0%	0.0%
American Indian or Alaska Native	0.0%	0.0%
Asian	0.0%	0.0%
Black or African American	0.0%	0.0%
Filipino	0.0%	0.0%
Hispanic or Latino	0.0%	0.0%
Native Hawaiian or Pacific Islander	0.0%	0.0%
Two or More Races	2.5%	0.0%
White	0.0%	0.0%
English Learners	0.0%	0.0%
Foster Youth	0.0%	0.0%
Homeless	0.0%	0.0%
Socioeconomically Disadvantaged	0.8%	0.0%
Students Receiving Migrant Education Services	0.0%	0.0%
Students with Disabilities	1.6%	0.0%

Note: Double dashes (--) appear in the table when the number of students is ten or fewer, either because the number of students in this category is too small for statistical accuracy or to protect student privacy.

### Chronic Absenteeism

The chart in this report identifies the chronic absenteeism rates by student group for Mound Elementary School for the 2022-23 school year. A "chronic absentee" has been defined in EC Section 60901(c)(1) as "a pupil who is absent on 10 percent or more of the school days in the school year when the total number of days a pupil is absent is divided by the total number of days the pupil is enrolled and school was actually taught in the regular day schools of the district, exclusive of Saturdays and Sundays."

### Discipline & Climate for Learning

Mound Elementary School's discipline policies are based upon a schoolwide discipline plan, which is used as a guide to develop school rules, develop behavior management programs, promote responsibility, promote respect, and minimize classroom disruptions. Teachers clearly identify and explain behavior expectations to their students and discuss consequences for poor or disruptive behavior in the classroom. Mound Elementary School employs a progressive approach in managing students who make poor choices in behavior, do not follow school rules, or are disruptive in the classroom.

### CURRICULUM & INSTRUCTION

#### Staff Development

All professional development activities at Ventura Unified School District are aligned to the California State Standards. Staff development concentrations are selected and identified based on State Standards implementation, the new science standards, teacher surveys, and district initiatives. Findings from formative assessment results indicate that reading, writing, and mathematics are the primary focus areas.

During the 2021-22, 2022-23, and 2023-24 school years, the teachers at Mound Elementary School had the opportunity to participate in districtwide staff development training focused on:

2021-22 Trainings:

- Bridges Math Intervention
- Benchmark & Math Expressions
- Implicit Bias
- Number Corner Refresher (Kinder)
- NGSS Curriculum Training
- Canvas

2022-23 Trainings:

- Active Assailant
- Behavior Management Strategies
- Bully Prevention
- CHAMPS Overview
- Digital Creations for the Classroom - Using Google Apps and Extensions to Enhance Student Engagement
- Digital Platforms (Let's Take a Tech Trip)
- Elevation Training
- ELPAC Strategies
- Ethnic and Social Justice Studies
- Expanded Learning Training
- Indian Ed Curriculum Training
- Inspire Science
- Leader in Me Training
- Lexia English
- Mandated Reporter
- Multi-Disciplinary Training for Supporting Multilingual Learners with Disabilities
- Scholastic Curriculum Training (TK)
- SIRAS and Case Management
- Social and Emotional Learning: Community Circles
- Social Studies Training
- SPARK Training
- Trauma Informed Practices
- Suicide Prevention



## 2023-24 Trainings:

- K-5 Grade Level Collaboratives
- Trauma Informed Practices
- California Reading & Literature Project: RESULTS Training (K-3)
- Dual Language Education
- MAP Reports
- ELPAC Task Types
- Multilingual learner Liaisons Collaboration
- English Language Development (K-5)

Supplemental site-based training takes place during faculty, grade level, and department meetings. The principal identifies teacher training needs based upon parent survey results, teacher input, teacher evaluations, and the Healthy Kids Survey. During the 2022-23 school year, Mound Elementary School's staff development activities concentrated on:

- ELlevation Training
- History/Social Science Curriculum Training
- MAP Assessments Best Practices
- Promethean Board Training
- Science Curriculum Adoption Training

The district also offers supplemental professional development to follow up and support year-round and ongoing programs centered around reading, writing, and math and tied to either specific strategies to improve student learning or district-adopted curriculum materials. Supplemental professional development is offered throughout the school year on early student release days, after school, on designated staff development days, and during substitute release time. Teacher Content Specialist Teams work with school site administrators and teaching staff to provide support and training to ensure the successful implementation of the Common Core Standards.

The Ventura County Teacher Induction Consortium is a two-year, individualized, job-embedded system of mentoring, support and professional learning that begins in the teacher's first year of teaching for newly credentialed teachers in California. The program is accredited by the Commission on Teacher Credentialing (CTC) and is administered by the Ventura County Office of Education (VCOE), Educator Support and Effectiveness (ESE) department, in coordination with a consortium of 18 school districts, local charter schools, private schools, and 5 university partners.

Staff members are encouraged to attend professional workshops and conferences. New teachers, experienced teachers, mentor/teacher leaders, administrators, and support staff are encouraged to participate in workshops sponsored by the Ventura County Superintendent of Schools as well as the Ventura Unified School District. Profession and subject specific offerings are consistent with the California Content Standards. Classified support staff may receive job-related training from district representatives; training activities and workshops are designed to enhance and extend job performance.

Textbooks			
Year Adopted	From Most Recent State Adoption?	Publisher and Series	Percent of Pupils Who Lack Their Own Assigned Textbooks and/or Instructional Materials
Reading/Language Arts			
2016	Yes	Benchmark Education Company: <i>Benchmark Advanced</i>	0%
Math			
2017	Yes	Houghton Mifflin: <i>Math Expressions</i>	0%
Science			
2021	Yes	McGraw Hill: <i>California Inspire Science</i>	0%
Social Science			
2022	Yes	Savvas: <i>myWorld Interactive</i>	0%

## Instructional Materials

All textbooks used in the core curriculum are aligned to the California State Standards. Instructional materials for K-8 are selected from the state's most recent list of standards-based materials and adopted by the State Board of Education, and instructional materials for 9-12 are aligned to state standards and approved by the district's board of education.

On October 10, 2023, the Ventura Unified School District Board of Education held a public hearing to certify the extent to which textbooks and instructional materials have been provided to students. The Board of Education adopted Resolution #23-33 which certifies as required by Education Code §60119 (1) that textbooks and instructional materials were provided to all students, including English Learners, in the district to the extent that each pupil, including English Learners, has a standards-aligned textbook and/or instructional materials to use in class and to take home, which may include materials in a digital format but shall not include photocopied sheets from only a portion of a textbook or instructional materials copied to address a shortage, (2) that all students who are enrolled in the same course within the district have standards-aligned textbooks or instructional materials from the same adoption cycle, (3) sufficient textbooks and instructional materials were provided to each student, including English Learners, that are aligned to the academic content standards and consistent with the cycles and content of the curriculum frameworks in math, science, history-social science, and English/Language Arts, including the English Language Development component of an adopted program, 4) sufficient textbooks or instructional materials were provided to each pupil enrolled in foreign language or health classes, and 5) sufficient laboratory science equipment was available for science laboratory classes offered in grades 9-12, inclusive.

In addition to core subject areas, districts are required to disclose in their SARCs the sufficiency of instructional materials used for their visual/performing arts curricula. During the 2023-24 school year, Ventura Unified School District provided each student, including English Learners, enrolled in a visual/performing arts class with a textbook or instructional materials to use in class and to take home. These materials complied with the state's content standards and curriculum frameworks.

Teachers Without Credentials and Misassignments (Considered "Ineffective" under ESSA) / Authorization/Assignment	2020-21	2021-22
Permits and Waivers	0	1
Misassignments	0	1
Vacant Positions	0	0
Total Teachers Without Credentials and Misassignments	0	2

Credentialed Teachers Assigned Out-of-Field (Considered "out-of-Field" under ESSA) / Indicator	2020-21	2021-22
Credentialed Teachers Authorized on a Permit or Waiver	0	0
Local Assignment Options	0	0
Total Out-of-Field Teachers	0	0

Class Assignments / Indicator	2020-21	2021-22
Misassignments for English Learners (a percentage of all the classes with English learners taught by teachers that are misassigned)	0	4.3
No credential, permit or authorization to teacher (a percentage of all the classes taught by teachers with no record of an authorization to teach)	6.8	0

*No credential, permit or authorization to teacher (a percentage of all the classes taught by teachers with no record of an authorization to teach)*

School Year 2020-21						
Teacher Preparation and Placement / Authorization/Assignment	School #	School %	District #	District %	State #	State %
Fully (Preliminary or Clear) Credentialed for Subject and Student Placement (properly assigned)	23.3	95.9	526.1	80.91	228366.1	83.12
Intern Credential Holders Properly Assigned	1	4.1	9	1.4	4205.9	1.53
Teachers Without Credentials and Misassignments ("Ineffective" under ESSA)	0	0	20.1	3.09	11216.7	4.08
Credentialed Teachers Assigned Out-of-Field ("out-of-field" under ESSA)	0	0	65.1	10.03	12115.8	4.41
Unknown	0	0	29.7	4.57	18854.3	6.86
Total Teaching Positions	24.3	100	650.2	100	274759.1	100

School Year 2021-22						
Teacher Preparation and Placement / Authorization/Assignment	School #	School %	District #	District %	State #	State %
Fully (Preliminary or Clear) Credentialed for Subject and Student Placement (properly assigned)	22.6	90.81	515.8	78.78	234405.2	84
Intern Credential Holders Properly Assigned	0	0	6.2	0.96	4853	1.74
Teachers Without Credentials and Misassignments ("Ineffective" under ESSA)	2	8.02	23.3	3.56	12001.5	4.3
Credentialed Teachers Assigned Out-of-Field ("out-of-field" under ESSA)	0	0	66	10.09	11953.1	4.28
Unknown	0.2	1.12	43.2	6.6	15831.9	5.67
Total Teaching Positions	24.9	100	654.7	100	279044.8	100

*Note: The data in this table is based on Full Time Equivalent (FTE) status. One FTE equals one staff member working full time; one FTE could also represent two staff members who each work 50 percent of full time. Additionally, an assignment is defined as a position that an educator is assigned to based on setting, subject, and grade level. An authorization is defined as the services that an educator is authorized to provide to students.*

## PROFESSIONAL STAFF

### Counseling & Support Staff

Mound Elementary School provides professional, highly qualified staff that provide additional services and support centered on the whole student academically, physically, and mentally. The Counseling and Support Services table in this report illustrates the availability of non-instructional support staff to Mound Elementary School's students.

Full-time equivalent (FTE) is a standard measurement used to identify an employee's regular work load on a weekly basis. For example, an FTE of 1.0 designates a full-time position and the employee is on campus and available all day every day of the week; an FTE of 0.5 indicates that the staff member is available and on campus a portion (50%) of the week.

Academic Counselors and Other Support Staff 2022-23		
	No. of Staff	FTE*
Academic Counselor	1	0.6
Health Technician	1	1.0
Psychologist	1	0.5
School Nurse	1	0.2
Library Clerk	1	0.5

*\*One Full Time Equivalent (FTE) equals one staff member working full time; one FTE could also represent two staff members who each work 50% of full time.*

### Teacher Preparation and Credentials

The charts in this report identify the number of teachers at Mound Elementary School, Ventura Unified School District and the State who are 1) fully credentialed; 2) intern credential holders who are properly assigned; 3) teachers without credentials and misassignments; and 4) credentialed teachers who are assigned out-of-field under ESSA.

The charts also report Mound Elementary School information related to 1) the number of teachers on permits and waivers; 2) the number misassigned; 3) the number of vacant positions; 4) the number of credentialed teachers authorized on a permit or waiver; 5) the number of local assignment options; 6) the percent of misassignments for English Learners; and 7) the percent with no credential, permit or authorization to teach.



## DISTRICT EXPENDITURES

### Salary & Budget Comparison

State law requires comparative salary and budget information to be reported to the general public. For comparison purposes, the State Department of Education has provided average salary data from school districts having similar average daily attendance throughout the state. (Note: 2021-22 salary comparison data was the most recent data available at the time this report was published.)

### Expenditures Per Student

For the 2021-22 school year, Ventura Unified School District spent an average of \$15,181 of total general funds to educate each student (based on 2021-22 audited financial statements and in accordance with calculations defined in Education Code §41372). The table in this report 1) compares the school's per pupil expenditures from unrestricted (basic) and restricted (supplemental) sources with other schools in the district and throughout the state, and 2) compares the average teacher salary at the school site with average teacher salaries at the district and state levels. Detailed information regarding expenditures and salaries can be found at the CDE web site at [www.cde.ca.gov/ds/fd/ec/](http://www.cde.ca.gov/ds/fd/ec/) and [www.cde.ca.gov/ds/fd/cs/](http://www.cde.ca.gov/ds/fd/cs/). (The figures shown in the following table reflect the direct cost of educational services, per ADA, excluding food services, facilities acquisition and construction, and certain other expenditures.)

Expenditures Per Pupil and School Site Teachers Salaries 2021-22					
Dollars Spent Per Student					
Expenditures Per Pupil	Mound	VUSD	% Difference - School and District	State Average for Districts of Same Size and Type	% Difference - School and State
Total Restricted and Unrestricted	8,156	N/A	N/A	N/A	N/A
Restricted (Supplemental)	1,198	N/A	N/A	N/A	N/A
Unrestricted (Basic)	6,958	6,550	106.2%	7,607	86.1%
Average Teacher Salary	81,108	79,491	102.0%	90,632	87.7%

Note: Cells with N/A values do not require data.

In addition to general fund state funding, Ventura Unified School District receives state and federal categorical funding for special programs. For the 2021-22 school year, the district received categorical, special education, and support programs funds for:

- A-G Completion Grant
- After School Education and Safety (ASES)
- After School Kids Code Grant Pilot Program
- American Rescue Plan – Homeless Children and Youth
- Child Nutrition: Food Service Staff Training Funds
- Child Nutrition: Kitchen Infrastructure Upgrade Funds
- Classified School Employee Summer Assistance Program
- Career and Technical Education Programs
- Career Technical Education Incentive Grant Program
- COVID Relief Funding
- Department of Rehabilitation
- Educator Effectiveness
- Education Protection Account
- Expanded Learning Opportunities Program
- Indian Education
- Lottery: Instructional Materials
- On-Behalf Pension Contributions
- Other Federal Funds
- Other Local: Locally Defined
- Other State: Locally Defined
- Special Education
- State COVID Relief Funding
- State Lottery
- Strong Workforce Program
- Supplementary Programs
- Title I, II, III, IV
- Tobacco Use Prevention Education

## SARC DATA

### DataQuest

DataQuest is an online data tool located on the CDE DataQuest web page at <http://dq.cde.ca.gov/dataquest/> that contains additional information about Mound Elementary School and comparisons of the school to the district and the county. DataQuest is a dynamic system that provides reports for school accountability (e.g., test data, enrollment, high school graduates, dropouts, course enrollments, staffing and data regarding English learners).

### California School Dashboard

The California School Dashboard (Dashboard) [www.caschooldashboard.org/](http://www.caschooldashboard.org/) reflects California's new accountability and continuous improvement system and provides information about how LEAs and schools are meeting the needs of California's diverse student population. The Dashboard contains reports that display the performance of LEAs, schools, and student groups on a set of state and local measures to assist in identifying strengths, challenges, and areas in need of improvement.

### Internet

Internet access is available at public libraries and other locations that are publicly accessible (e.g., the California State Library). Access to the Internet at libraries and public locations is generally provided on a first-come, first served basis. Other use restrictions may include the hours of operation, the length of time that a workstation may be used (depending on availability), the types of software programs available on a workstation and the ability to print documents.

### Disclosure

The statistical information disclosed in this report is obtained from the California Department of Education and the Ventura Unified School District. At the time of publication, this report met all SARC-related state and federal requirements, using the most current data available. Data to prepare the instructional materials sections and the school facilities section was acquired in December 2023.

## School Site Council Bylaws

## BYLAWS OF THE MOUND SCHOOL SITE COUNCIL

**Article I - Name**

The name of the council shall be the "Mound School Site Council".

**Article II - General Purpose**

The Council will assist school staff in the development, implementation and evaluation of educational programs as required by the annual Mound School Site Plan.

**Article III – Membership**Section 1. Members

The Council shall consist of ten (10) elected members constituted to ensure parity between principal, teachers, and other school personnel and parents. Members are:

- A. 1 Principal\*
- B. 4 School Staff (three certificated teachers, one classified employee )
- C. 5 Parents, community members, guardians and/or relatives of K-5 students:

*\*Responsibilities: The principal has the responsibility to see that district programs, legal code requirements, district administrative regulations and board policies be considered and adhered to in program determination. The principal shall be responsible for the promotion of full and effective compliance with plans.*

Section 2. Termination/Removal

Council membership shall terminate automatically when a member no longer meets the criteria set forth in Article III, Section 1.

1. The Council can suspend or expel a member with a majority vote of the full Council membership.

Section 3. Resignation

Any member may resign by filing a written resignation with the Council.

**Article IV - Procedure for Electing Members**

- A. The group he/she represents shall elect each council member. Elections will be held before the end of October.
- B. Council members may nominate themselves.
- C. Any vacancy of the Council shall be filled by selection by the peer group on the Council in which the vacancy occurs.

**Article V - Term of Office**

The Principal shall serve as a permanent member of the Council. Remaining Council terms will be for two (2) consecutive years. In case of a scenario where all council members of a particular peer group (staff or parents) begin their terms in the same year, two members will be asked to volunteer for one year terms in order to set up a rotation of new SSC members each year. All terms shall commence at the first meeting of the year (November).

**Article VI - Voting Rights**

Each member shall be entitled to vote and may cast that vote on a matter submitted. Should a member be unable to attend a Council meeting, he/she will contact the elected alternate who shall vote in the stead of the representative. Absentee ballots shall not be permitted.

**Article VII - Officers**Section 1. General

The Council shall hold an election at the first meeting of each term and by the majority vote elect a Chairperson, a Vice-Chairperson , a Secretary and such officers as deemed necessary by the Council. Each officer shall serve a one year term. Officers can be removed in accordance to Article III, Section 2.

Section 2. Duties

A. The Chairperson shall:

1. Coordinate the work of officers and the Council to facilitate the promotion of the stated purpose.
2. Preside at all meetings of the Council.
3. Prepare and distribute meeting agendas.
4. Meet regularly with the Principal.
5. Sign and Approve the School Budget, Single School Plan, and the School Safety Plan

B. The Vice-Chairperson shall:

1. Represent the Chairperson during his/her absence.

C. The Secretary shall:

1. Keep an accurate record of all meetings of the Council.
2. Be prepared to refer to minutes of previous meetings.
3. Prepare a list of unfinished business for the Chairperson.
4. Keep a current copy of the Bylaws.
5. Distribute minutes of the meetings to members.

**Article VIII - Council Meetings**

Section 1. Meetings/Special Meetings

There shall be a minimum of five meetings a year. Additional meetings may be called by agreement of the Principal and Chairperson or by majority vote of the Council.

Section 2. Meeting Location

Council meetings will be held by Zoom for the 2022-2023 school year.

Section 3. Notice of Meetings

Public notice shall be given no less than seventy-two (72) business hours in advance of the meeting and shall include the date, time, location, and agenda topics. Any change in the date, time or location must be given special notice.

Section 4. Quorum

The presence of six (6) elected Council members shall be required in order to constitute a quorum necessary for the transaction to conduct business of the Council. All decisions of the Council except as required by the Bylaws shall be made by a majority vote of the members in attendance provided a quorum exists.

Section 5. Conduct of the Meeting

All regular and special meetings of the Council shall be conducted in accordance with Robert's Rules of Order which may be revised and modified from time to time.

Section 6. Agenda Items

Council members who wish to place an item(s) on the agenda shall submit such in writing to the Principal at least five (5) school days in advance of the scheduled meeting.

**Article IX - Amendments**

Amendments to the Bylaws shall be made with the vote of a quorum of at least six (6) elected Council members.

*Approved by the Mound SSC October 12, 2022*