

Welcome
to
CFISD Community Connect

Who's here today?

What's our purpose?

Thank you to our coffee sponsor





Dr. Douglas Killian
Superintendent of Schools

THE PATH TO *Amazing!*



CFISD

STATE OF THE
DISTRICT 24-25



Amazing DISTRICT



96
campuses

118,500+
students

3rd_
LARGEST
district in
Texas

12
high schools

21st_
LARGEST
district in
the U.S.

20
middle schools

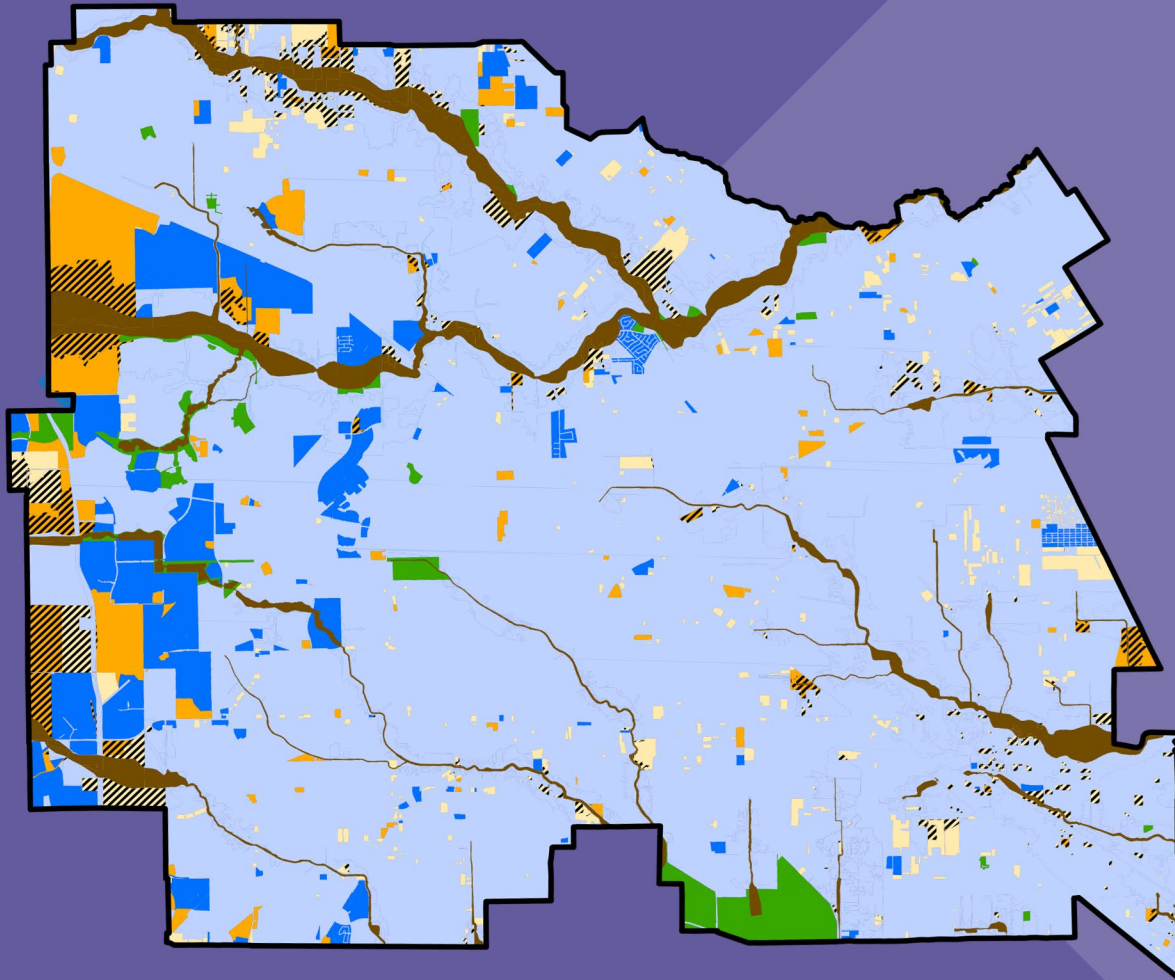
5
special program
facilities

59
elementary
schools



Amazing GROWTH

▶ CFISD is 91% built out



 Built out  Actively developing  Planned development

CFISD DISTRICT DATA

1970

TAX RATE - 1.28

BUDGETED REVENUE

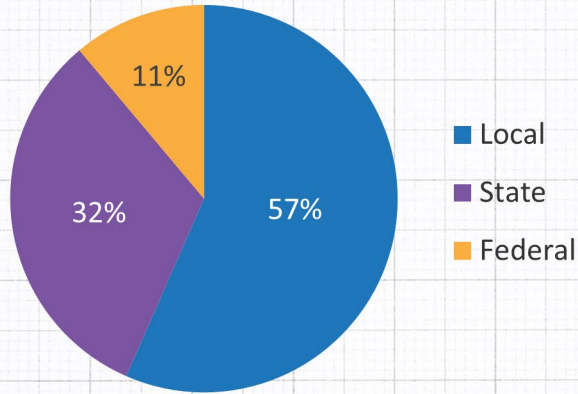
\$4,835,397

BUDGETED EXPENDITURES

\$4,935,397

SURPLUS/(DEFICIT)
(\$100,000)

Revenue Share



BOND PROGRAMS - NONE



6 SCHOOLS

AVERAGE BUILDING AGE - 10.9



ENROLLMENT - 3,525



CFISD DISTRICT DATA

2000

TAX RATE - 1.709

BUDGETED REVENUE

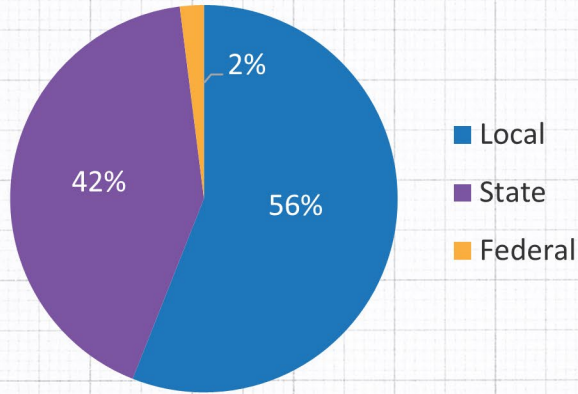
\$313,826,137

BUDGETED EXPENDITURES

\$313,826,137

SURPLUS/(DEFICIT) - \$0

Revenue Share



BOND PROGRAMS:

2001-\$470.5M, 2004-\$713.2M, 2007-\$806M



LANGUAGES
SPOKEN
50+

BILINGUAL
6,000

ECONOMICALLY
DISADVANTAGED
21.50%

SPECIAL ED
7,100

51 SCHOOLS

AVERAGE BUILDING AGE - 17.9
171 PORTABLES

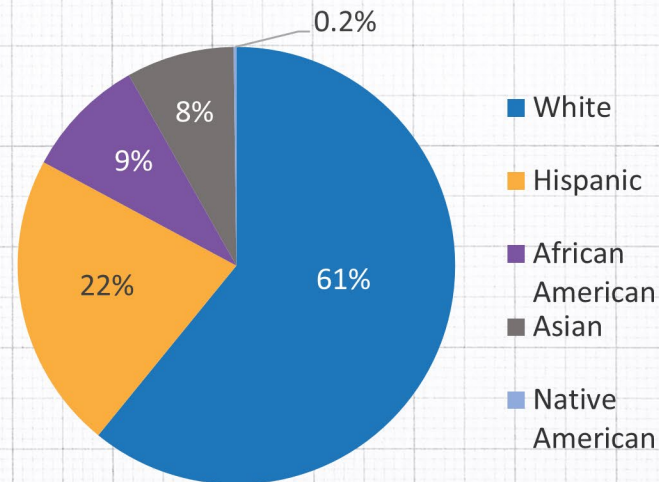


ENROLLMENT - 63,273

GROWTH RATE - 64%

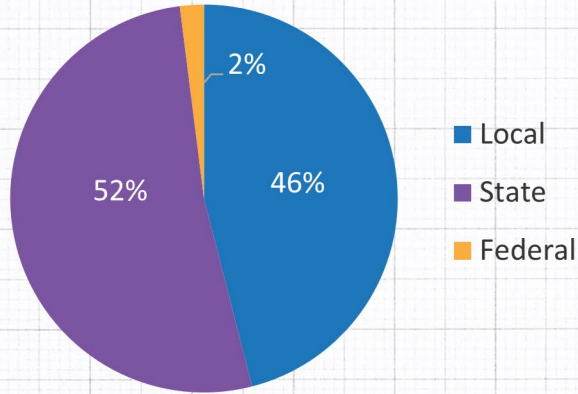
STAFF - 8,425

Student Demographics



TAX RATE – 1.0811
BUDGETED REVENUE
\$1,070,519,882
BUDGETED
EXPENDITURES
\$1,209,131,955
SURPLUS/(DEFICIT)
(\$138,612,073)

Revenue Share



LANGUAGES
SPOKEN
100

BILINGUAL
22,878

ECONOMICALLY
DISADVANTAGED
59%

SPECIAL ED
15,361



95 SCHOOLS*

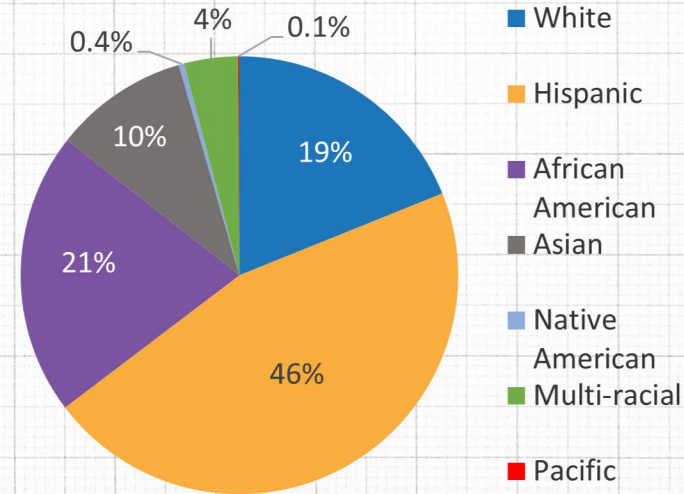
AVERAGE BUILDING AGE – 29
270 PORTABLES



ENROLLMENT – 118,592
STAFF – 19,000

*(April 2024)

Student Demographics



Amazing

ACADEMICS



Academics



- ▶ 500+ national merit scholars, college board recognition scholars

Academics

- ▶ Students win UIL Academic state championships



Academics



- ▶ 400+ HS students enrolled in CTE robotics
- ▶ 1,200+ MS students enrolled in Coding & Robotics
- ▶ 1,030 ES students used robotics at Camp Triumph

Academics

- Bridgeland HS (15th), Cypress Ridge HS (55th) robotics teams place at Vex Robotics World Championship





Amazing

FINE ARTS

Fine Arts



TEXAS MUSIC
EDUCATORS
ASSOCIATION

► 38 TMEA All-State
musicians



Fine Arts



- ▶ CFISD named among “Best Communities for Music Education” for 7th consecutive year

CFISD *Fine Arts*

Total districtwide participation: 90,786 students



MUSIC

DISTRICTWIDE PARTICIPATION: 70,938



THEATRE

DISTRICTWIDE PARTICIPATION: 4,538



DANCE

DISTRICTWIDE PARTICIPATION: 1,826



ART

DISTRICTWIDE PARTICIPATION: 66,617



CAREER *Readiness*



- ▶ 40,000 students, grades 7-12
- ▶ 30+ career-related programs of study
- ▶ 12,000 certifications earned
- ▶ 130+ courses
- ▶ 1,800+ students received certification exam reimbursements worth \$82K!

CTE

- ▶ Livestock Show generates \$680,000+ for student projects



CTE

- ▶ 816 total AFJROTC cadets districtwide
- ▶ Pass in Review held every spring



Amazing ATHLETICS



Athletics

- ▶ 3 state champions, track & field



► 21,391 participants (includes multisport athletes)

► 28 district championships ► 3 state champions



3,179

Academic all-district
athletes



Academic
Achievement
Award

Academic
Improvement
Award

725

Academic all-state
athletes



Athletic Improvement Award

93.4%

Passing rate



16-6A
Victory Cup

17-6A
Victory Cup

49.6%

Honor roll rate

COMMUNITY *Relations*

- ▶ 200+ Bus Buddies
- ▶ Mentoring



COMMUNITY *Relations*

- ▶ 93 adopt-a-school partnerships
- ▶ 71 total campuses adopted



SAVE THE *Date*

11th annual Superintendent's Fun Run
returns *March 29, 2025*



Graduates

- ▶ 765 College Academy graduates in class of 2024
- ▶ All 12 high schools represented!



Graduates

► 9,000+ graduates in Class of 2024



Graduates

► 10 Class of 2024 graduates earn service academy appointments



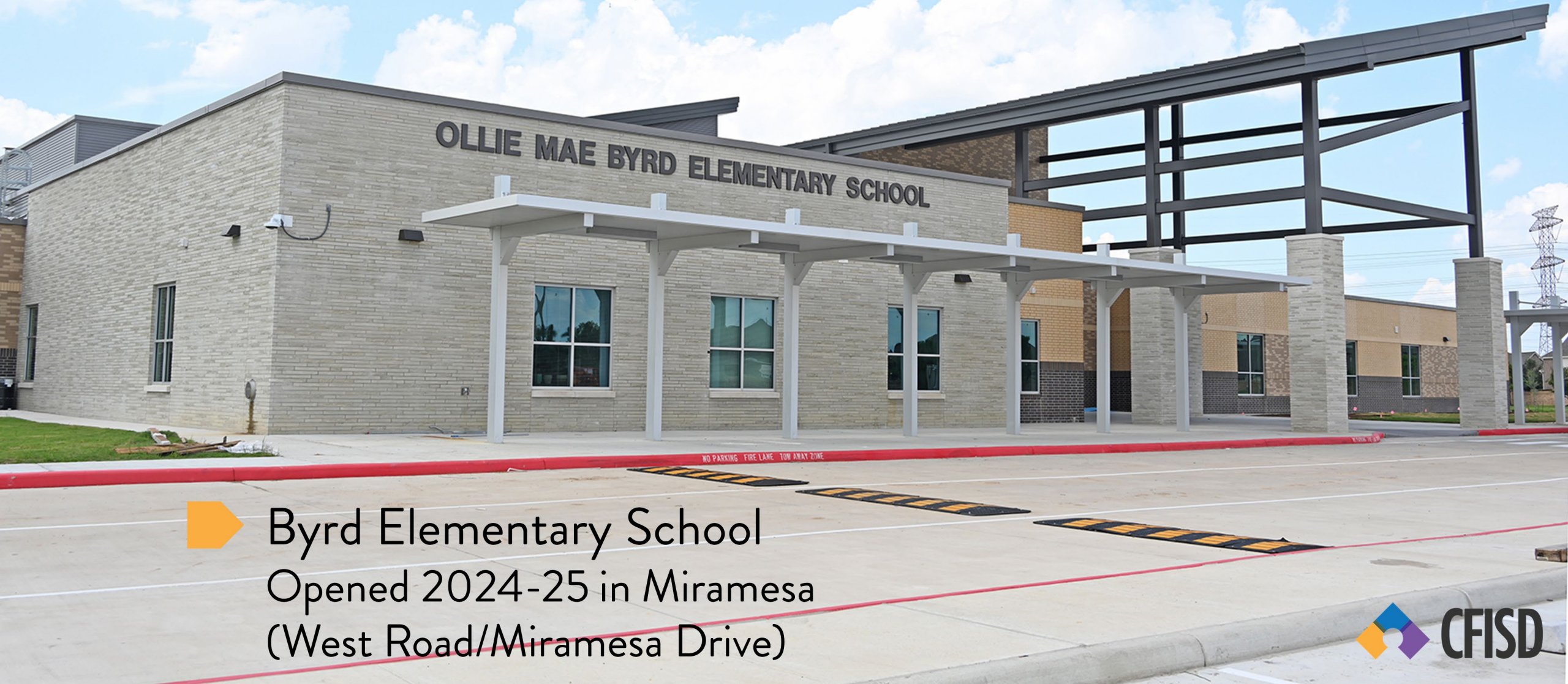
Graduates

CLASS OF 2024

- ▶ \$85.3 million awarded in academic scholarships
- ▶ \$6.9 million awarded in athletic scholarships



BOND **2024** Growth



 Byrd Elementary School
Opened 2024-25 in Miramesa
(West Road/Miramesa Drive)

CFISD BOND 2024 Growth



► Elementary renovations

CFISD BOND 2024 Safety



► Campus segmentation

► Security fencing

► Secured front entries

CFISD BOND 2024 Safety




▶ Added security card readers

▶ Enhanced video intercom systems

▶ Added lockdown buttons

CFISD **BOND** 2024 Safety

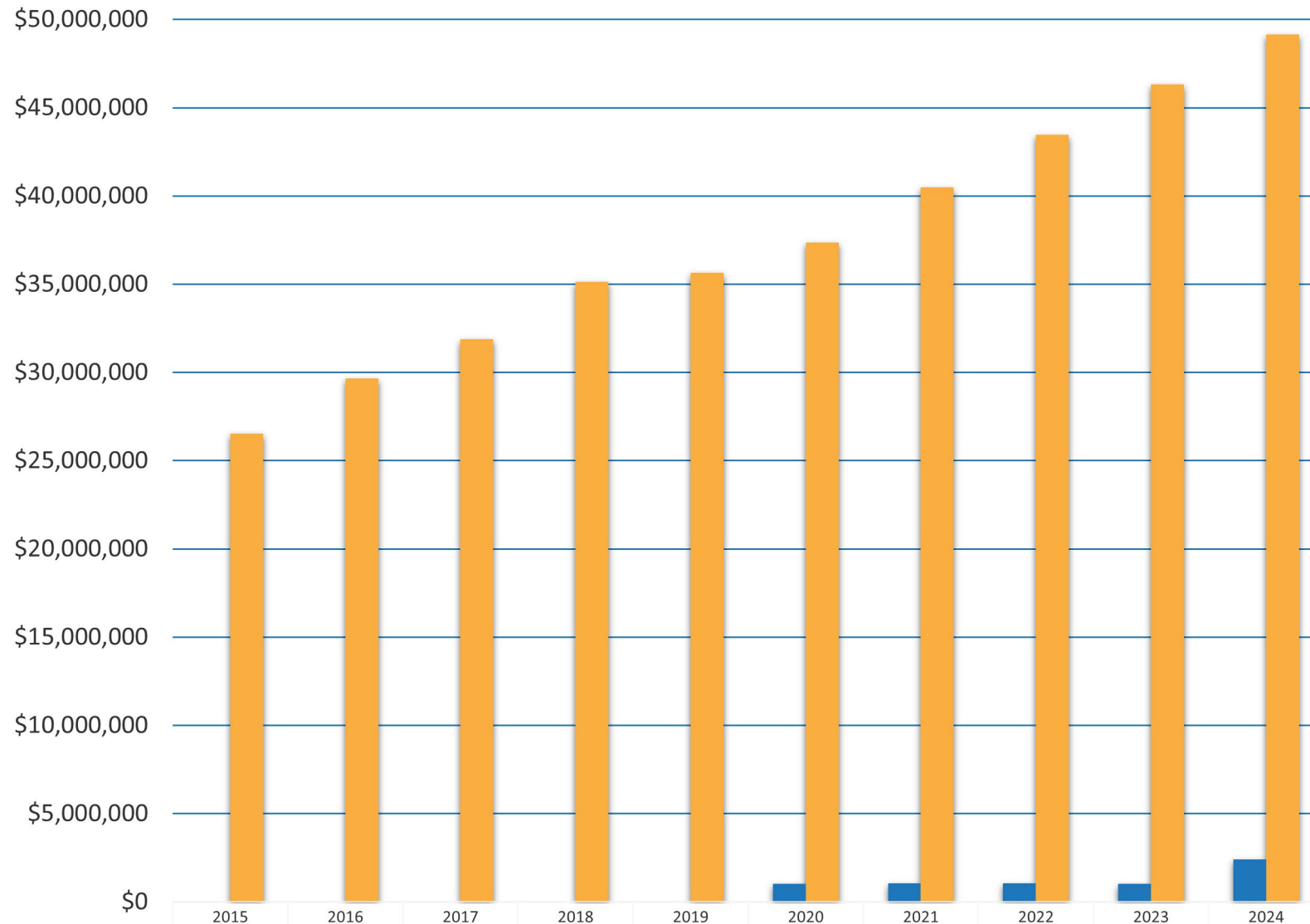


▶ Classroom phones

▶ Door prop alarms

▶ Door numbering

SCHOOL SAFETY EXPENDITURES



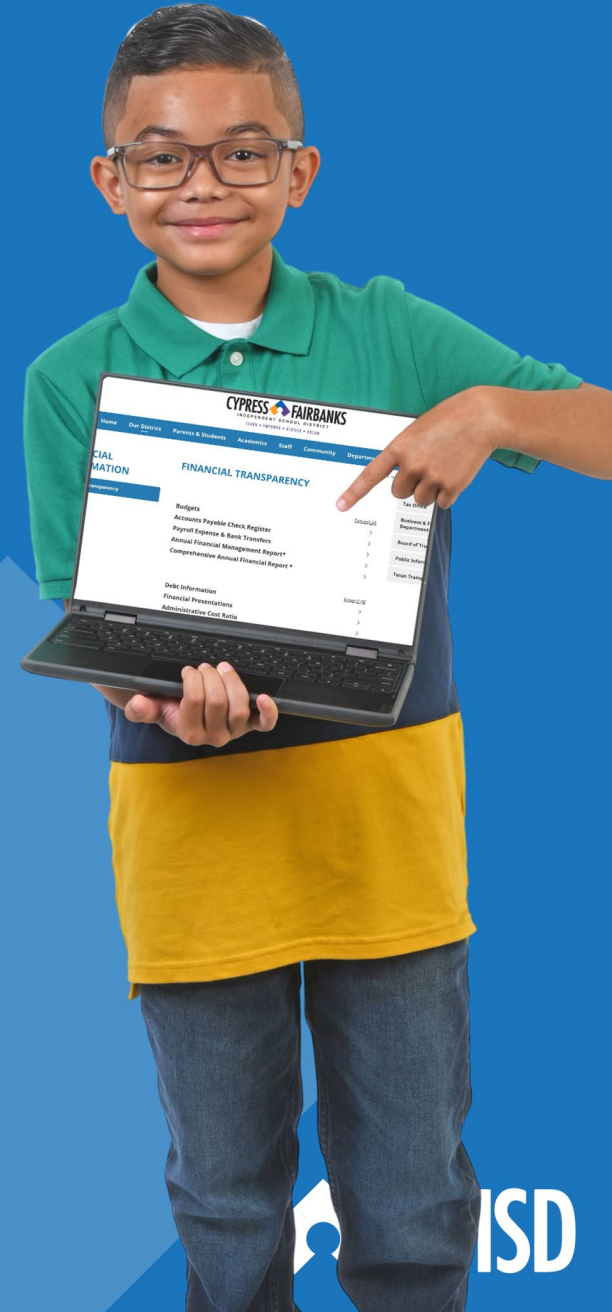
■ School Safety Allotment

■ School Safety Expenditures



Amazing TECHNOLOGY

- 1:1 program
- Promethean panels
- Teacher laptops
- Lightspeed audio
- Schoology



THE PATH TO

Financial Excellence

First-year teacher salary

\$63,000

14th

consecutive year of raises



CFISD

Finance

Administrative
expenditures
account for
ONLY 1.8%
of the
operating
budget

20 %
Optional
Homestead
Exemption

PLUS \$100,000
STATE
EXEMPTION



HOW MUCH *money* DOES THE DISTRICT GET?

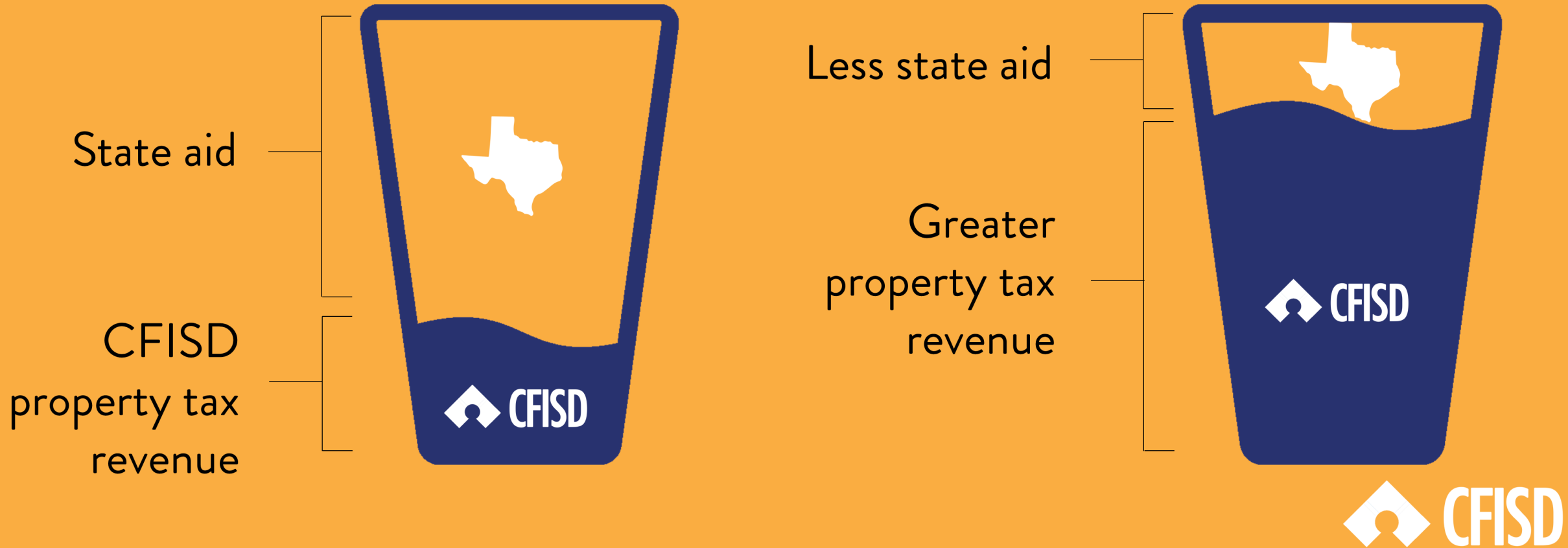
The district funding formula includes:

- ▶ Basic student allotment: \$6,160
- ▶ Average daily attendance
- ▶ Weighted-student units
- ◻ No inflation factor

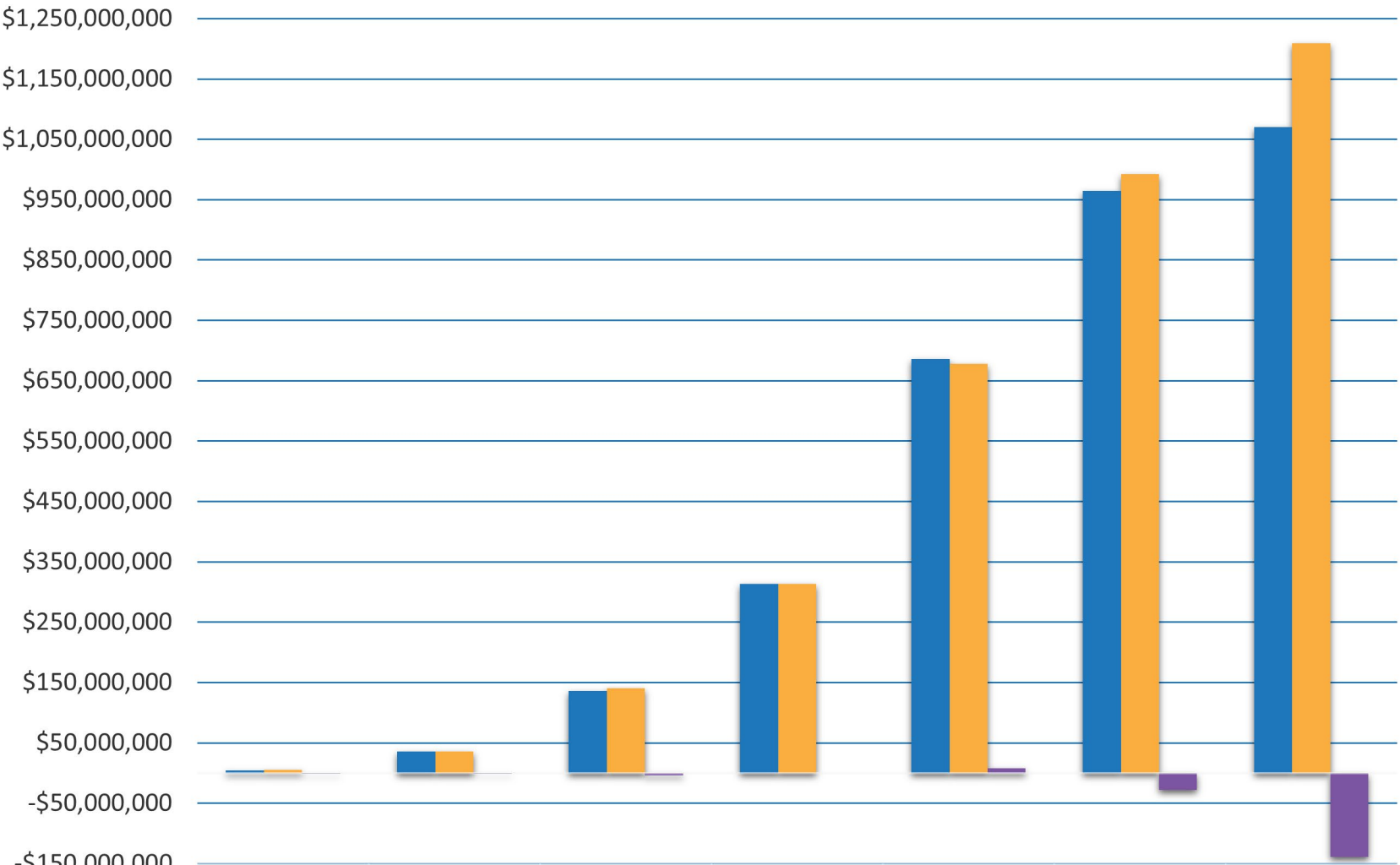


WHAT IS THE *tax* IMPACT?


SCHOOL TAXES, BY THE GLASS



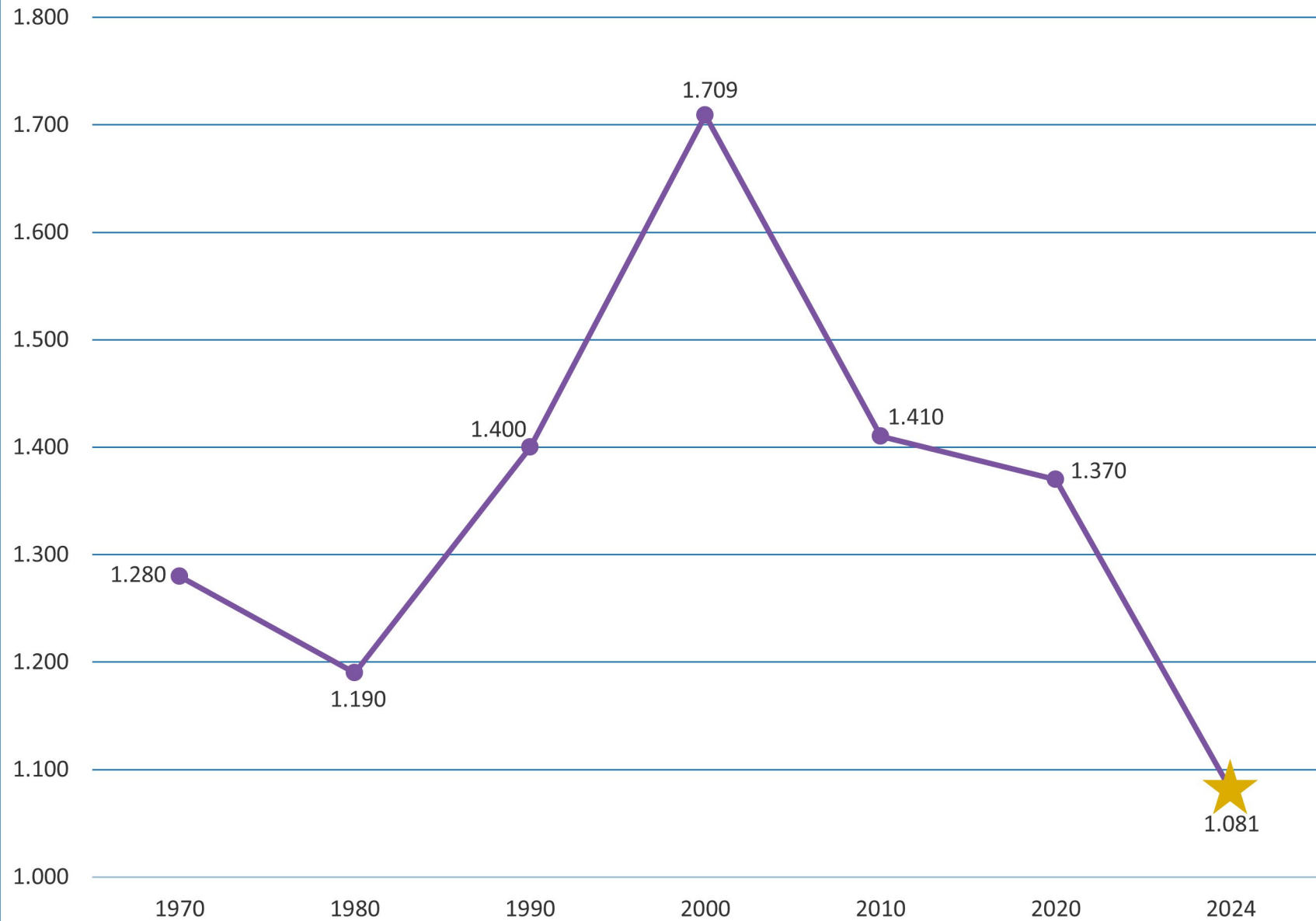
BUDGET



	1970	1980	1990	2000	2010	2020	2024
Budgeted Revenue	\$4,835,397	\$35,710,488	\$136,404,589	\$313,826,137	\$686,432,769	\$964,738,087	\$1,070,519,882
Budgeted Expenditures	\$4,935,397	\$36,165,390	\$140,297,264	\$313,826,137	\$678,146,461	\$992,256,686	\$1,209,131,955
Surplus/(Deficit)	-\$100,000	-\$454,902	-\$3,892,675	\$0	\$8,286,308	-\$27,518,599	-\$138,612,073

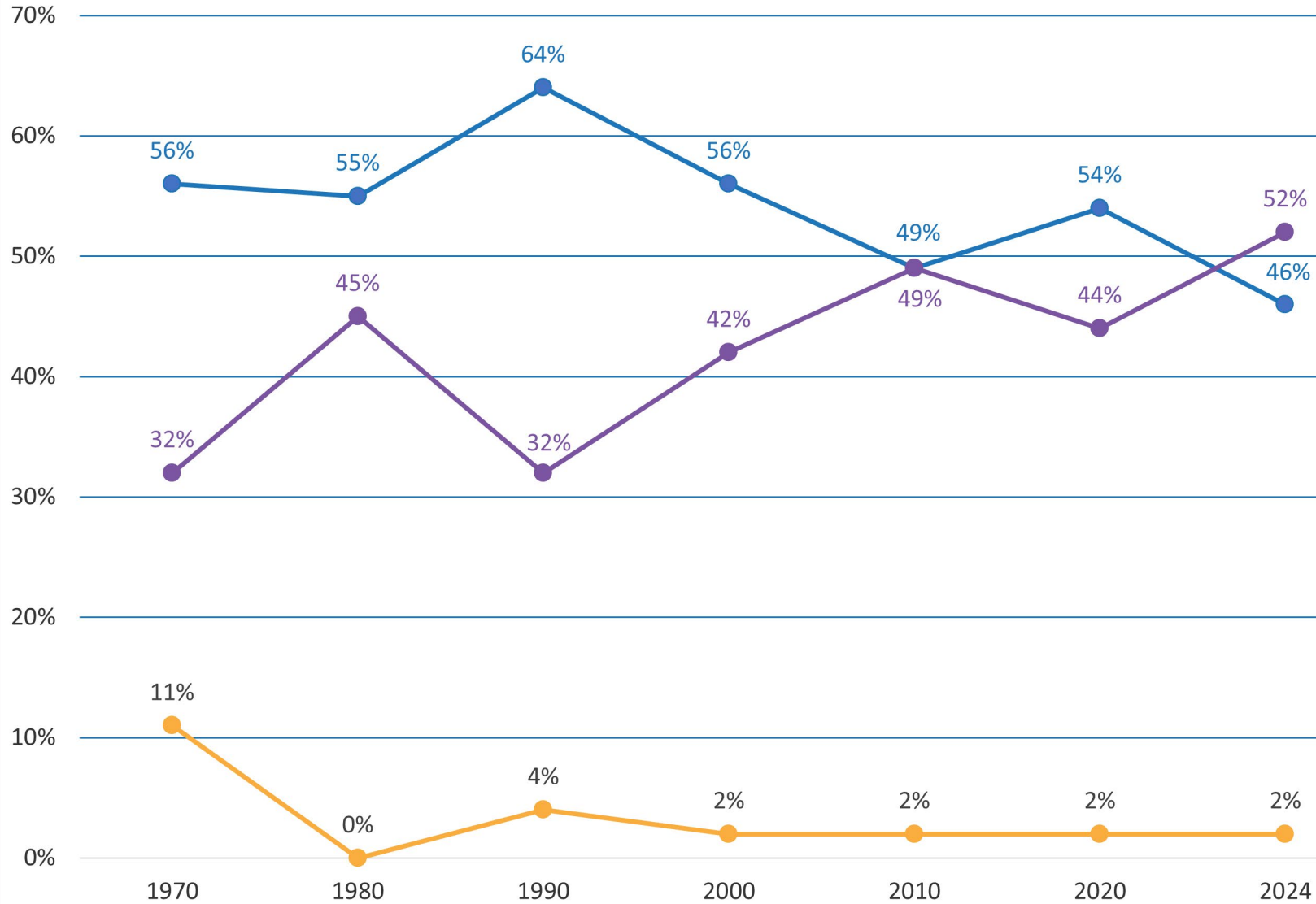


TAX RATE




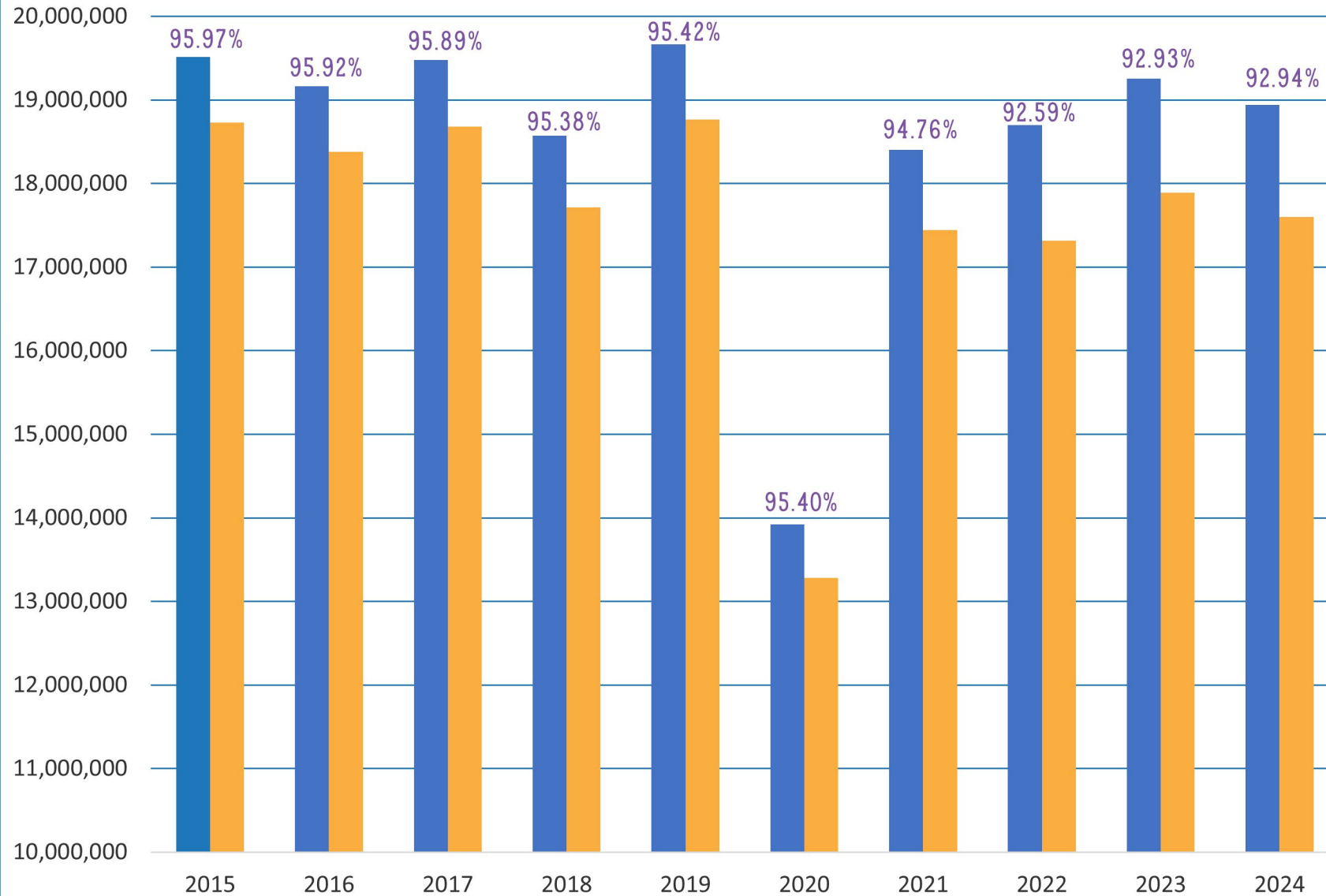
REVENUE SHARE

Local State Federal



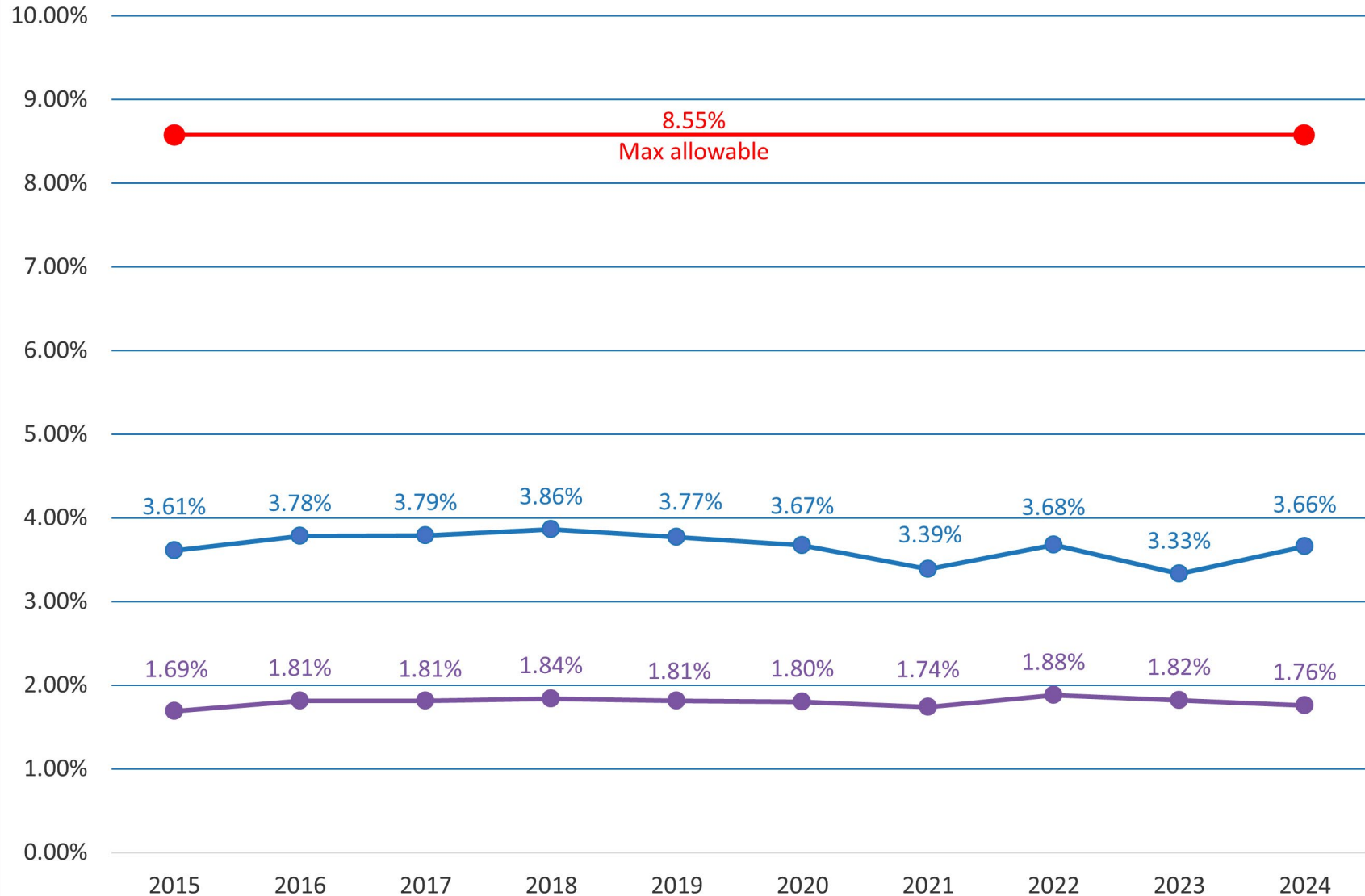
AVERAGE DAILY ATTENDANCE (ADA) & MEMBERSHIP

■ Total Days Eligible for Funding (Membership) ■ Total Days Present ■ ADA %

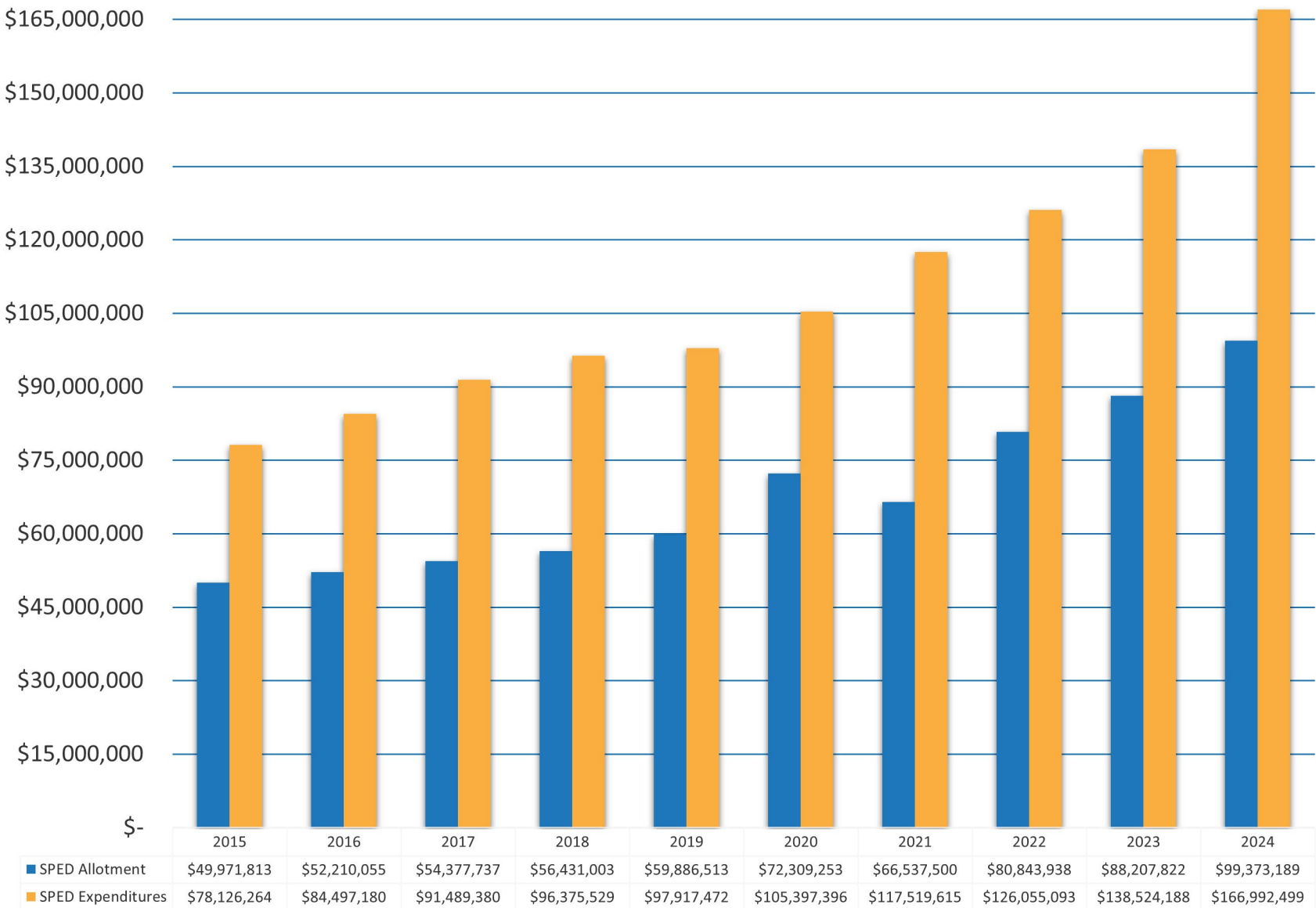


ADMINISTRATIVE COSTS

Administrative Cost Ratio General Administration %



SPECIAL EDUCATION EXPENDITURES



UNLOCK

Amazing!



A young boy with short brown hair is seated and playing a double bass. He is wearing a dark blue t-shirt with the words "SALVADOR" and "DREAM" visible, and blue jeans. He is holding the bow with his right hand and the neck of the instrument with his left hand. The background is a solid purple color with large, overlapping diamond shapes in shades of blue and orange.

REVEAL

Amazing!

DISCOVER

Amazing!



THE PATH TO *Amazing!*



CFISD

STATE OF THE
DISTRICT 24-25





Dr. Linda Macias

*Associate Superintendent for
Curriculum, Instruction & Accountability*

Upcoming EVENTS

BUSINESS PARTNER MEETING

October 11, 2024, at 9:00 a.m.



NOVEMBER COMMUNITY CONNECT

November 7, 2024, at 9:00 a.m.



Contact Us

Dr. Doug Killian
Superintendent of Schools
281-897-4000
Superintendent@cfisd.net

Dawn Tryon
Director, Community Engagement
281-894-3950
Dawn.Tryon@cfisd.net

Dr. Linda Macias
Title here
281-897-4000
Linda.Macias@cfisd.net



Scan this code to provide feedback on today's meeting

