







Module 12: Genre Study (Literary Texts)





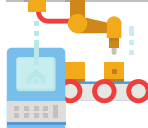

Module 12 will begin with silent letter combinations *kn*, *gn*, *mb*, *wr*, and *gh*. Students will have time to learn how the digraph *ch* can spell /k/ and /sh/. This Module will end with learning about the prefixes: *un-*, *re-*, *pre-*, *in-*, *dis-*, and *mis-*.

Phonics Focus: Silent Letter Combinations

Grapheme	Rule	Keyword	Grapheme	Rule	Keyword
kn	When k and n are together at the beginning of a word, the k is silent. We pronounce only the /n/ sound.	knee 	gn	When g and n are together at the beginning of a word, the g is silent. We pronounce only the /n/ sound.	gnaw 
mb	When m and b are together at the end of a word, the b is silent. We pronounce only the /m/ sound.	lamb 	lm	When l and m are together at the end of a word, the l is silent. We pronounce only the /m/ sound. This silent letter combination can also be found in the middle of a word, like in salmon.	calm 
wr	When w and r are together at the beginning of a word, the w is silent. We pronounce only the /r/ sound.	wrench 	gh	When w and r are together at the beginning of a word, the w is silent. We pronounce only the /r/ sound. The silent letter combination gh (/g/) usually occurs at the beginning of a word, but can sometimes be found in the middle of a word, like in spaghetti.	ghost 

Phonics Focus: Digraph *ch* as in /k/ and /sh/

This is the digraph *ch*. We already know this digraph spells /ch/ as in cheetah.

Digraph	Rule	Examples		
ch as in /k/	The grapheme <i>ch</i> can also spell /k/, like in the words <i>chorus</i> and <i>character</i> . This sound-spelling can occur at the beginning, middle, or end of words.	chorus 	anchor 	stomach 
ch as in /sh/	The grapheme <i>ch</i> can also spell /sh/, like in the words <i>chef</i> . This sound-spelling can occur at the beginning, middle, or end of words.	chef 	machine 	quiche 

Phonics Focus: Silent Letter Combinations

A prefix is a letter or group of letters added to the beginning of a word to change its meaning.

Prefix	Meaning	Examples	Prefix	Meaning	Examples	Prefix	Meaning	Examples
un-	Un- is a prefix that means not or opposite.	unhappy unwell unlock	re-	Re- is a prefix that means again or back.	retell replay return	pre-	Pre- is a prefix that means before.	preheat prepay preload
in-	In- is a prefix that means not or opposite.	incomplete inactive invalid	dis-	Dis- is a prefix that means not or opposite, and it can also mean apart or away.	disconnect dislike dislocate	mis-	Mis- is a prefix that means wrong or badly.	misspell misread mismatch

Module 12: Focus Words

Irregular Words (Heart Words)

tough

rough

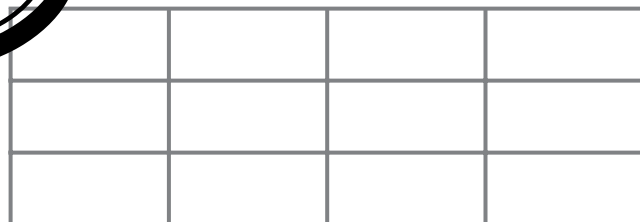

enough

Practice Strategy:

Create a Word Hunt!

Materials:

1. Paper or index card
2. Something to write with
3. Scissors
4. Timer



Set Up:

1. **Create word cards to hide.** Choose words from Module 12 or any of the Modules throughout the year. Write the words on pieces of paper or index cards. If needed, cut the words out of the paper to make the cards. *The adult can be in charge of making the word cards or you can have your child help make the word cards.
2. **Hide the words.** Choose various spots to hide the word cards around your home. You can hide them under cushions, behind objects, under shelves. Make sure the word cards are hidden, but still accessible and visible without too much difficulty.

Rules for Playing:

1. Go on a word hunt to find hidden irregular words around the home.
2. You can add a limit (optional). If multiple children are playing, see who can find the most in the shortest amount of time.
3. Start the Word Hunt and have fun!
4. Once all the words have been found or the time runs out, count the words and see who wins!