






Module 7: Everyone Has a Story

During Module 7, we will practice syllable division of VC/CV words. Syllable division is one way we can break apart words into smaller chunks so that we can read them. We will begin learning about r-controlled syllables and r-controlled vowels.

Phonics Focus: Syllable Division VC/CV







Syllable Type	Rule	Examples
VC/CV	When a word has two consonants between two vowels, we divide between the consonants (VC/CV). This is called the Rabbit Rule.	 r a b • b i t  l a p • t o p  m a g • n e t

Labeling the pattern can help the reader see the syllable division. Label vowels with a V and consonants with a C. Draw a vertical line between the two consonants to show where to break each syllable apart.

 c a c t u s
 V C C V
 b a s k e t
 V C C V

Phonics Focus: r-Controlled Vowels

When r follows a vowel, it changes the way we say the vowel sound. We call this vowel + r combination a r-controlled vowel.

Grapheme	Rule	Examples		
ar	The r-controlled vowel <i>ar</i> makes the /ar/ sound.	farm 	star 	arm
are	The r-controlled vowel <i>are</i> makes the /air/ sound.	share	care	square 
air	The r-controlled vowel <i>air</i> makes the /air/ sound.	hair	chair 	fair
ear	The r-controlled vowel <i>ear</i> makes the /air/ sound.	bear 	wear	pear 

Note: Depending on dialect, the pronunciation of these graphemes may be different than shown.

Phonics Focus: Homophones

Homophones are words that sound the same but are spelled differently and have different meanings. These different spellings require the reader to determine the meaning of the word as we read. English has many words that have multiple, or different, meanings, depending on how the words are used. Homophones with different spellings can be identified on sight, and context clues can be used to determine which homophone is being used. Below are some homophones you can practice using in sentences.

hair	tow	way	mail	see	pair
hare	toe	weigh	male	sea	pear

Practice Strategy:

Create your own "memory" style game using words with homophones.

- Write each homophone word on an index card (or cut up pieces of paper into rectangles).
 - Use the words from above or add other homophones you or your child know.
- Place the cards face down on the table or floor.
- Player A will choose two words and read each word. If the words are homophones, Player A gets to keep the word cards. If the words are not homophones, flip both cards back over.
- Player B (and so on) continue playing the same way.
- Keep playing until you have matched all of the word cards to their homophones.
- The winner is the player who has the most pairs of homophones!

Practice Strategy:

Use the Fluency Speed Reads to practice reading words from Module 7 with automaticity.

Directions:

- There are three created sets (VCCV, r-Controlled Vowels, and Irregular Words) and one blank set to create your own.
- Pick one set of words. Time your child reading that set of words three times. Record how long it takes them to read the set of words the first time. The words repeat in a random order to help build automaticity and fluency.
- After the first read, help your child with any words they struggled with by using the phonics focus rules from Module 7 before reading the words again.
- Time your child reading the set of words again a second and third time and record their time. The goal is to be able to read the page of words faster each time to improve fluency.
- Want to create your own? Follow these steps:
 - Choose 6 words to practice. Write them across the top row one time. In the following rows, write each word again but in a different order.

Module 7: Focus Words

Irregular Words (Heart Words)

beauty	beautiful
heart	toward
together	



Fluency Speed Read: VCCV Practice

rabbit	cactus	basket	magnet	laptop	napkin
laptop	magnet	napkin	rabbit	cactus	basket
cactus	basket	rabbit	laptop	napkin	magnet
napkin	cactus	laptop	basket	magnet	rabbit
basket	rabbit	magnet	napkin	cactus	laptop

Time #1: _____

Time #2: _____

Time #3: _____

Fluency Speed Read: r-Controlled Vowel Practice

farm	share	hair	bear	star	care	chair	pear
hair	pear	care	farm	chair	share	bear	chair
care	bear	share	star	hair	chair	farm	pear
bear	farm	chair	care	share	pear	star	hair
pear	star	hair	chair	farm	bear	care	share

Time #1: _____

Time #2: _____

Time #3: _____

Fluency Speed Read: Irregular Words (Heart Words) Practice

beauty	beautiful	heart	toward	together
heart	toward	beauty	together	beautiful
beautiful	together	toward	heart	beauty
together	heart	beautiful	beauty	toward
toward	beauty	together	beautiful	heart

Time #1: _____

Time #2: _____

Time #3: _____

Fluency Speed Read: Create Your Own

Time #1: _____

Time #2: _____

Time #3: _____