

Structured Literacy

Module 9: Home Sweet Habitat

In Module 9, we will learn how to divide syllables in words that have a V/CV or VC/V pattern. The phonics focus skills will be Vowel Team oo and Vowel u that make the /ōō/ sound and Vowel Teams oo and ou that make the /ū/ sound.

Focus Skill: Syllable Division V/CV

V/CV

Rule		Routine	
The Tiger Rule applies when there is one consonant between two vowels. When a word has one consonant between two vowels, the Tiger Rule tells us to divide after the first vowel (V/CV). The first syllable is open, making a long vowel sound.		<ul style="list-style-type: none"> Look for the vowels. Notice that there is one consonant between two vowels. Use the Tiger Rule to break the word into smaller chunks between the first vowel and the consonant that follows. Blend the syllables together. 	
Examples			
tiger tī/ger	return rē/turn	paper pā/per	locate lō/cate






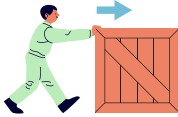
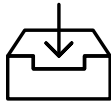

Focus Skill: Syllable Division VC/V

VC/V







Rule		Routine	
The Camel Rule applies when there is one consonant between two vowels. When a word has one consonant between two vowels and the Tiger Rule does not work, the Camel Rule tells us to divide the word after the consonant (VC/V).		<ul style="list-style-type: none"> Look for the vowels. Notice that there is one consonant between two vowels. Try the Tiger Rule. If it does not sound right, try the Camel Rule. Divide the word after the consonant. Blend the syllables together. 	
Examples			
camel cām/el	finish fīn/ish	lemon lēm/on	model mōd/el



Phonics Focus: Vowel Team oo and Vowel u as in /ōō/

Grapheme	Rule	Examples		
oo	This is the vowel team oo. A vowel team is a combination of letters that represent a single vowel sound. When the vowels o and o are together, they work as a team to make one sound. One sound the vowel team oo spells is /ōō/	book 	good 	hook 
u as in /ōō/	Sometimes the vowel u does not make its short or long sound. When those sounds do not work, try the /ōō/ sound.	push 	put 	pull 

Phonics Focus: Vowel Team oo and ou as in /ū/

Grapheme	Rule	Examples		
oo	This is the vowel team oo. We already know this vowel team spells /ōō/ like in the word book. The grapheme oo can also spell /ū/, like in the words goose and boot. The vowel team oo as /ū/ is usually found in the middle of a word but can also be found at the beginning or end of a word.	goose 	food 	broom 
ou	The vowel team ou as /ū/ is a far less common spelling of /ū/; however, this vowel team can be found in the middle of words like soup and youth.	soup 	group 	youth 

Practice Strategy:

Practice Syllable Division using the V/CV and VC/V Syllable Practice page. Follow the directions at the top of the page. Use the Syllable Division Routine on page one to help your child divide the syllables and then identify which type of syllable division was used. A "key" page is included to check your child's syllable division.

Module 9: Focus Words

Irregular Words (Heart Words)

Review of Words

friend

move

prove

Word Search

Practice reading the decodable texts at home. These will be sent home each week. Have your child search for the words they learned during Module 9. Ask them to circle the words and then practice reading them quickly. Then practice reading the passage fluently.

V/CV and VC/V Syllable Practice

Directions:

1. Read a word from the list.
2. Write the syllables in the correct columns. (first syllable or second syllable)
3. Decide the Syllable Type. Highlight or circle either V/CV or VC/V.

Word	1st Syllable	2nd Syllable	Syllable Type	
			V/CV	VC/V
tiger			V/CV	VC/V
camel			V/CV	VC/V
silent			V/CV	VC/V
planet			V/CV	VC/V
seven			V/CV	VC/V
frozen			V/CV	VC/V
visit			V/CV	VC/V
student			V/CV	VC/V
donut			V/CV	VC/V
decade			V/CV	VC/V
basic			V/CV	VC/V
pretend			V/CV	VC/V
novel			V/CV	VC/V
river			V/CV	VC/V

V/CV and VC/V Syllable Practice

Key for Families

Word	1st Syllable	2nd Syllable	Syllable Type	
tiger	ti	ger	V/CV	VC/V
camel	cam	el	V/CV	VC/V
silent	si	lent	V/CV	VC/V
planet	plan	et	V/CV	VC/V
seven	sev	en	V/CV	VC/V
frozen	fro	zen	V/CV	VC/V
visit	vis	it	V/CV	VC/V
student	stu	dent	V/CV	VC/V
donut	do	nut	V/CV	VC/V
decade	dec	ade	V/CV	VC/V
basic	ba	sic	V/CV	VC/V
pretend	pre	tend	V/CV	VC/V
novel	nov	el	V/CV	VC/V
river	riv	er	V/CV	VC/V