







Module 3: Amazing Animals

In Module 2, your child learned about graphemes and digraphs that help build fluency as a reader. During Module 3, your child will learn more digraphs and continue to increase their foundational literacy skills. There will also be opportunities in Module 3 for your child to review skills that were previously learned in Modules 1 and 2.

Phonics Focus

Digraph	Keyword		Digraph	Keyword	
sh	/sh/ as in shark		wh	/wh/ as in whistle	
th	/th/ as in bath		th	/TH/ as in feather	
ch	/ch/ as in cheetah		ng	/ŋ/ as in swing	

Module 3: Focus Words

Irregular Words (Heart Words)			
wash	want	what	who
some	come	done	none

Decodable High Frequency Words		
he	him	six
bat	sit	

Practice Strategy:

Practice spelling the words by writing the graphemes in Elkonin boxes to build the words. We often call these sound boxes and when we use them, we write one sound in each box.

Example:



Multisensory Practice

Practice writing words from this week in shaving cream, on a textured surface (sandpaper, crumpled paper, or with sidewalk chalk outside).

Elkonin Boxes

Directions:

- Pick a word to practice spelling.
- Sound out the word and touch a box for each sound.
- Write the graphemes in the Elkonin, sound, boxes to build the words.
 - One grapheme (or sound) will go in each box.
- Write the word on the line.

Example:



--	--	--	--

--	--	--	--

--	--	--	--

--	--	--	--

--	--	--	--
