




Structured Literacy


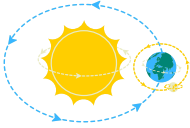

Module 10: Dare to Dream

In Module 10, we will begin to learn about different types of r-Controlled Vowels. Each week of this module, we will focus on a new form of the r-Controlled Vowel. When r follows a vowel, it changes the way we say the vowel sound. We call this vowel + r combination an r-controlled vowel.










Phonics Focus: r-Controlled Vowel *ar*

Grapheme	Rule	Examples		
ar	The r-controlled vowel <i>ar</i> makes the /ar/ sound. The r-controlled vowel <i>ar</i> can come in the middle of a word, at the end of a word, and even at the beginning of a word.	farm 	star 	arm 

Phonics Focus: r-Controlled Vowel *or*

Grapheme	Rule	Examples		
or	The r-controlled vowel <i>or</i> makes the /or/ sound. The r-controlled vowel <i>or</i> can come in the middle of a word or at the beginning of a word. The r-controlled vowel <i>or</i> can also be found at the end of a word; however at the end of a word, it is usually spelled <i>ore</i> .	fork 	orbit 	for 

Phonics Focus: r-Controlled Vowel *er, ir, and ur* /er/

Grapheme	Rule	Examples		
er	The r-controlled vowel <i>er</i> makes the /er/ sound. This grapheme is the most common spelling of the /er/ sound.	ladder 	fern 	teacher 
ir	The r-controlled vowel <i>ir</i> makes the /er/ sound. This grapheme has a silent e and is usually found at the end of a word.	bird 	girl 	shirt 
ur	The r-controlled vowel <i>ur</i> makes the /er/ sound. This grapheme is a less common spelling.	fur 	turn 	curl 

Module 10: Focus Words

Irregular Words (Heart Words)

work	word	world	your	four
fourth	pear	wear	tear	bear

ar	or	er	ir	ur

Decodable Text Practice:





Practice reading the Decodable Text from class at home. These will be sent home each week. A few activities you can do to practice with the Decodable Text include:

- Have your child search for the words they learned. Ask them to circle the words and then practice reading them quickly.
- Make a list of the words you find with the different r-controlled vowels (ar, or, er, ir, ur). Create a chart on a piece of paper to sort the words by the phonics skills from the week.
- Practice spelling the words that have the phonics skills from the week. Remind your child to say the word, tap the sounds, and spell the sounds they hear. Then go back and read the word they spelled.

Practice Strategy:

Dictation Sentences

- Follow the steps below to have your child practice writing sentences using the phonics focus skill and Irregular Heart Words.

1 HEAR IT  Read one sentence out loud to your child, but don't let them see them.	2 SAY IT  Have your child repeat the sentence to you. This will help you make sure	3 COUNT IT  Next, have count the number of words in the sentence.	4 WRITE IT  Finally, have your child write the sentence on the included page.
--------------------------------------------------------------------------------------------------------------------------------------------------------------------------------	---------------------------------------------------------------------------------------------------------------------------------------------------------------------------------	------------------------------------------------------------------------------------------------------------------------------------------------------------------	------------------------------------------------------------------------------------------------------------------------------------------------------------------------------

- I see stars in sky at the farm.
- You need to wait your turn.
- The moon orbits the world.
- The cat has soft fur.
- The teacher helps us learn.
- His shirt has a tear.
- Ferns are green plants.
- I can count to four.
- A bear sleeps in the winter.
- Her hair has curls.

Dictation Sentences: Hear It, Say, It, Count It, Write It

1 HEAR IT 

Listen to the sentence.

2 SAY IT 

Say the sentence.

3 COUNT IT 

Count the number of words.

4 WRITE IT 

Write the sentence.

1

2

3

4

5

6

7

8

9

10