



Module 7: The Big Outdoors

During Module 7, we will introduce trigraphs, a single sound that is spelled with three letters. We will focus on two different trigraphs, *tch* and *dge*, for the first two weeks. In the third week, our phonics focus skill will be on inflectional suffixes *-s* and *-es* at the end of words.

Phonics Focus Weeks 1 and 2-Trigraphs


Grapheme	Rule	Keyword
tch	A trigraph is a single sound spelled with three letters. When the letters t-c-h are together, they make the /ch/ sound. The trigraph <i>tch</i> comes at the end of a one-syllable word that has the /ch/ sound immediately following a short vowel sound.	catch 
dge	A trigraph is a single sound spelled with three letters. When the letters d-g-e are together, they make the /j/ sound. The trigraph <i>dge</i> comes at the end of a one-syllable word that has the /j/ sound immediately following a short vowel sound.	badge 



Soldier Rule

The trigraphs *tch* and *dge* follow the Soldier Rule. Each of these trigraphs "protect" the short vowel by adding a silent letter after the vowel. (t in *tch* and d in *dge*).

Inflectional Suffixes: -s and -es with no spelling change

Rule	Keywords	
adding suffix -s and -es to words with no spelling change	Nouns	Verbs
When we add -s or -es to the end of a noun or a verb, we look at the ending of the word.	 dog + s = dogs cat + s = cats	skip + s = skips jump + s = jumps
Adding -s or -es to a singular noun makes the noun plural. Most of the time we just add -s.		
When a noun ends with s, sh, ch, x, or z, you add -es to make the word plural.	glass + es = glasses bunch + es = bunches	rush + es = rushes
We can also add -s and -es to verbs that name an action or state of being. Nouns and verbs need to agree. When we add -s or -es to a verb, it makes the verb singular.	The dog barks.	The dogs bark.

Decodable Text Practice:

Practice reading the Decodable Text from class at home. These will be sent home each week. A few activities you can do to practice with the Decodable Text include:

- Have your child search for the words they learned. Ask them to circle the words and then practice reading them quickly.
- Make a list of the words you find with the *tch* trigraph, *dge* trigraph, or that end with inflectional suffixes *-s* or *-es*. Create a chart on a piece of paper to sort the words by the phonics skills from the week.
- Practice spelling the words that have the phonics skills from the week. Remind your child to say the word, tap the sounds, and spell the sounds they hear. Then go back and read the word they spelled.

tch	dge	-s	-es

Module 7: Focus Words

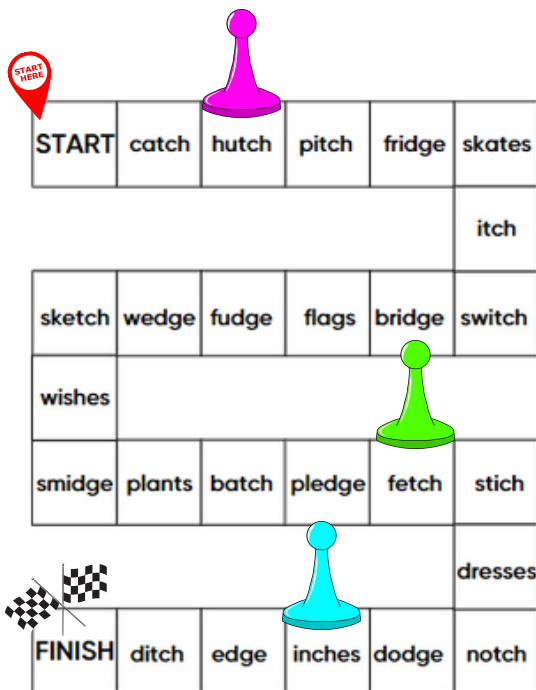
Irregular Words (Heart Words)

women

woman

they

does



Practice Strategy:

Use the “Race to the Finish” game board to practice reading words from this module. You can also use the blank board to add your own words (just write them in) from previous modules.

For game pieces, you can use any small object, make your own by cutting a piece of paper into a small square or circle and coloring them different colors, or borrow from a board game you have at home.

To determine how many spaces to move, use a die or spinner. If you don’t have a either, you can write numbers on pieces of paper, cut them apart, and pull them out of a cup.

Race to the Finish Game

How to Play:

1. The first player rolls the dice, spins the spinner, or draws a number. (Use what you have.)
2. Move the correct number of spaces. Sound out and read the word you land on.
3. Take turns reading words and the first one to the FINISH space wins. Play again!

START	catch	hutch	pitch	fridge	skates
					itch
sketch	wedge	fudge	flags	bridge	switch
wishes					
smidge	plants	batch	pledge	fetch	stich
					dresses
FINISH	ditch	edge	inches	dodge	notch

Race to the Finish Game

How to Play:

1. Add your own words to the game board.
2. The first player rolls the dice, spins the spinner, or draws a number. (Use what you have.)
3. Move the correct number of spaces. Sound out and read the word you land on.
4. Take turns reading words and the first one to the FINISH space wins. Play again!

START					
FINISH					