


Module 8: Tell Me a Story

In Module 8, students will begin working with suffixes that do not change the spelling of a word. The three jobs of the letter y when it acts like a vowel will be introduced. Finally, we will have a phonics focus skill for Vowel Teams ee and ea that work together to make the /ē/ (long e) sound.




Inflectional Suffixes: -ed no spelling change

Rule	Keywords		
<p>Adding the suffix -ed to words with no spelling change</p>	<p>-ed makes the /əd/ sound when added to words that end in /d/ or /t/</p>	<p>-ed makes the /t/ sound when added to a word that ends in a <u>voiceless</u> sound</p>	<p>-ed makes the /d/ sound when added to a word that ends in a <u>voiced</u> sound</p>
<p>The inflectional suffix -ed can stand for /əd/, /t/, and /d/.</p> <p>In many words, if we want to talk about actions that happened in the past, we add the inflectional suffix -ed. When we add -ed to the end of a verb, it changes to past tense.</p>	<p>melt + ed = melted</p>	<p>crack + ed = cracked</p>	<p>clean + ed = cleaned</p>



Phonics Focus- The jobs of y

We know that y makes the /y/ sound as in yellow when it is acting as a consonant in a word. Sometimes, the letter y can act as a vowel in a word and that can change its sound. Below are the rules for y as a vowel.

Skill	Rule	Keyword
y as in /ĭ/	usually when y is in the middle of a word, y makes the /ĭ/ (short i) sound	gym myth 
y as in /ī/	when y is at the end of a one syllable word, y makes the /ī/ (long i) sound	sky fly 
y as in /ē/	when y is at the end of a disyllabic word, sometimes it makes the /ē/ (long e) sound	baby candy 



Structured Literacy Academic Vocabulary

Voiced Sounds:
A voiced sound needs the vocal cord vibrations to produce the sound. Children can place their hand on their throat to feel the vibrations.

Voiceless Sounds:
A voiceless, or unvoiced, sound does not need the vibrations to produce the sound.

Phonics Focus- Vowel Teams ee, ea (/ē/)



A vowel team is a combination of letters that represent a single vowel sound. The two vowel teams below make the long-e sound.

Vowel Team	Rule	Keyword
ee	When the vowels e and e are together, they work as a team to make one sound. The vowel team ee represents the long e sound, /ē/. This vowel team is usually found in the middle of a word, but it can also be found at the beginning or end of a word.	sheep 
ea	When the vowels e and a are together, they work as a team to make one sound. The vowel team ea represents the long e sound, /ē/. This vowel team is usually found in the middle of a word, but it can also be found at the beginning or end of a word.	leaf 

Multisensory Practice:

To practice the different skills learned in Module 8, play a game of Flashlight Fun.

- Create a set of words cards that includes words with inflectional suffix -ed, word with the different jobs of y, and words that have ee and ea vowel teams.
- Lay the word cards on the floor or on a table.
- Call out a words and have your child shine a flashlight on the correct words. (You can use a real flashlight or the one on your phone.)



Module 8: Focus Words

Practice Strategy:

Have your child use the Roll, Read, and Color page to practice reading words and sorting them by the phonics skills.

- Below is a key to the words included on the practice page.

Irregular Words (Heart Words)
friend
been
great
break

-ed makes the /əd/ sound Color: red	-ed makes the /t/ sound Color: orange	-ed makes the /d/ sound Color: yellow
listed twisted	masked fished	grilled yelled
ended tilted	hushed skipped	banged raised
landed acted	jumped kicked	smiled sailed
y as in /ī/ Color: green	y as in /ī/ Color: blue	y as in /e/ Color: purple
gym	cry by spy	sunny happy
myth	dry my fry	family valley
crypt	fly shy why	penny puppy







Roll, Read, and Color

Directions:

- Take turns rolling one die. Read a word from under the number that is rolled.
 - If you don't have a die available, you can use a digital one or write numbers on pieces of paper and draw them out of a cup.
- Color in the box to sort the words by their phonics focus skill.
- If a number is rolled and all the words for that number have been read, that person skips their turn.
- Continue rolling, reading, and coloring until all of the words have been read.

Color Coding Key

-ed makes the /əd/ sound Color: red	-ed makes the /t/ sound Color: orange	-ed makes the /d/ sound Color: yellow	y as in /ī/ Color: green	y as in /ī/ Color: blue	y as in /e/ Color: purple
--	--	--	-----------------------------	----------------------------	------------------------------

					
listed	sunny	grilled	cry	masked	gym
hushed	banged	myth	ended	family	dry
penny	fly	landed	by	jumped	smiled
my	fished	happy	yelled	twisted	spy
raised	tilted	skipped	shy	fry	valley
why	crypt	puppy	kicked	sailed	acted