



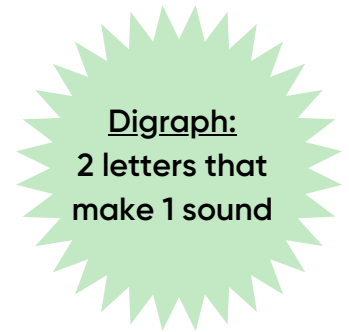


Module 7: Zoom In!

In Module 7, we will finalize our learning of digraphs. We will add 4 new digraphs, and review the 2 we learned in Module 6. Ask your child if they remember what a digraph is.

Module 7: Focus Sounds

Letters	Sound
ch	/ch/ as in cheetah 
ck	/ck/ as in kick 
wh	/wh/ as in whistle 
ng	/ng/ as in swing 
all digraphs	Review all digraph sounds sh, th, ch, ck, wh, ng



Module 7: Word Work Examples

Below you will find a few examples on how to help your child when mapping words with digraphs. Remind them, even though there are two letters, they only make one sound.

kick =

k	i	ck
---	---	----

 chip =

ch	i	p
----	---	---

Practice Strategy:

Use the attached word building cards and sound boxes to help your child practice mapping words with digraphs. Here are a few examples of words you can give your child to practice mapping.

chip	chop	chick	kick
when	sing	song	which

Module 7: Focus Words:

All of the words in this Module contain consonant digraphs. It is important that your child is practicing their digraphs in order to be successful with reading and writing words. The more confident they feel with digraphs, the more confident they will be with the new words!

Irregular (Heart Words)

what

Practice Strategy:

- Practice building the word, **what**, using clay. Make a heart with clay and ask your child to put it over the correct letter.
- Practice asking "what" questions with your child. Have them write down questions beginning with the word, what, and write down your answers.

Examples:

What color is your favorite?

What can we do today?



Decodable High Frequency Words

New Learning:

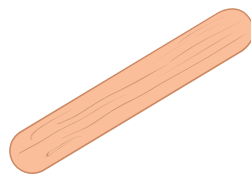
much	back	pick
when	which	sing
king	thing	long

Review:

this	that	them
wish	she	with

Practice Strategy:

- Use a fun pointer to practice reading these words! You can use a drink stirrer, or make one using a popsicle stick!



Module 7: Word Mapping Practice

Cut out the letter and digraph cards on the bottom and have your child use the sound boxes to practice mapping words. Here is a list of suggested words to map: chip, chop, chick, kick, when, which, sing, and song.

--	--	--

--	--	--

--	--	--

--	--	--

--	--	--

--	--	--



ch	wh	ng	ck	sh	th	i	a
o	e	k	p	s	n	t	