

Module 5: I Can Do It!

In this module, your student will learn the last four letters of the alphabet! We will continue to build on our phonics knowledge by reviewing short vowel sounds and adding the long vowel sounds. Ask your child if they can tell you the five vowels. You will want to hear them say, "a, e, i, o, and u."

Module 5: Letter Sounds

Letter	Sound	Alphafriend
Qu	/kw/ as in quail 	Queenie Quail
Ww	/w/ as in watermelon 	Willa Walrus
Vv	/v/ as in volcano 	Vernon Vulture
Zz	/z/ as in zebra 	Ziggy Zebra
Vowels	Review all short vowel sounds (a,e,i,o,u)	Short Vowel Alphafriends
Aa	/a/ (long a sound) as in acorn 	April Acorn
Ii	/i/ (long i sound) as in ivy 	Irene Ice Cream



Practice Strategy:

Play the game, *I Spy!* This version is with a spin on the traditional game. Rather than saying, "I spy something with my little eye that is [a color]," say, "I spy an object that starts with the [sound]." For Example, "I spy an object that starts with the sound /b/." As your child guesses, be sure to correct and redirect any errors.

Correction Example: If you were looking for an object that started with /b/ and your child guessed cookie:

Correct: Explain to your child that cookie does not start with the /b/ sound.

Redirect: Tell them to listen to the first sound of cookie. Ask them to isolate the first sound /k/. Then, say the sound for /b/ again. Repeat /b/ cookie, and ask your child if that word begins with the /b/ sound. If your child says, "No." Say, "Correct. Look for an object that begins with /b/. Continue to model as needed until an object is found.

Module 5: Focus Words

In Module 5, there will be a review of short vowels and all short vowel decodable words. There will be several new words as well, but it is important to reinforce previously taught words in order to strengthen your child's word reading skills.

Decodable High Frequency Words

Review:

get	not	got
did	sun	can
had	bed	ten
set	lot	men
sun	red	him
sit	ran	six

New Learning:

a*	his
I*	

"I" and "a" will now be taught as decodable words using their long vowel sounds. Both were previously taught as heart words. Students will learn that the word "a" can be pronounced in 2 different ways. The first way using the schwa sound and the other by saying its name.

Practice Strategy:

Try having your child write each word. You will say the word and ask your child to write it. (You can stretch it out and say each sound as needed, or encourage your child to do it on their own!)

Irregular (Heart Words)

have	love
by	my



Practice Strategy:



- Tie this Modules words to writing. Have your child write simple sentences using the sentence starters I have, and I love.
- Ask your child if by and my have a long vowel or short vowel sound. This will reinforce this modules phonics skills.

Directions: Here are all of the Alphafriends from Modules 1–5. Cut out the cards and have your child try to put them in ABC order.

Here are a few additional ideas: vowel/consonant sort, word building, or Guess my Alphafriend (give clues to your child to guess the correct friend).

		
Mika Moth	Tyra Tiger	Al Alligator

				
Serena Seahorse	Benny Bear	Nina Newt	Devin Duck	Iggy Inchworm

				
Perla Porcupine	Carla Cat	Ravi Rhino	Finny Fish	Ozzie Octopus

Directions: Here are all of the Alphafriends from Modules 1–5. Cut out the cards and have your child try to put them in ABC order.

Here are a few additional ideas: vowel/consonant sort, word building, or Guess my Alphafriend (give clues to your child to guess the correct friend).

