




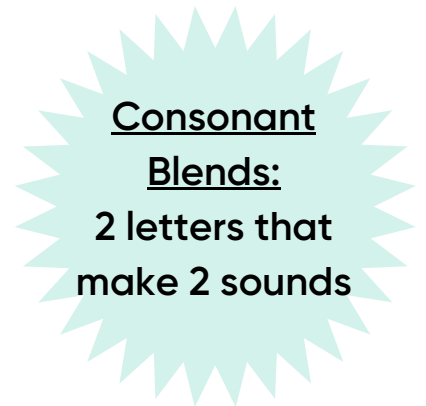


Module 8: From Plant to Plate

In the last few modules we started our learning with long vowel sounds and consonant digraphs. We learned that in a digraph two letters work together to make one new sound. We also learned that vowels can make their long sound in open syllable words. In Module 8, we will discover brand new phonics patterns. We will start our learning with consonant blends. We will learn about this pattern as both the initial sound and as a final sound. Blends are two letters together, but they still make two sounds. We will also begin learning about vowel consonant e words, which is another way a vowel can make a long vowel sound! It is amazing to see how much these kindergarteners are learning!

Module 8: Focus Sounds

Letter Blends	Examples
Initial "s" blends	snap, stop, skip 
Initial "l" blends	sled, flag, club 
Initial "r" blends	crab, drum, frog, trap 
2 consonant final blends	lamp, mint, band, fast, left, help, sink 
Long a (a_e)	/a/ as in cape 



Module 8: Word Work Examples

Below you will find a few examples on how to help your child when mapping words with blends. Remind them, blends are different than digraphs, so when they map them, they are two different sounds.

snap =

s	n	a	p
---	---	---	---

 lamp =

l	a	m	p
---	---	---	---

Practice Strategy:

Use the attached picture of a blender to practice joining letters together to make consonant blends. You can use the attached letter cards or magnet letters. Have your child say each individual letter sound and then have them say the sounds they make when together. Example: "st" first they would say /s/, then /t/ and finally /s//t/.

Module 8: Focus Words


All of the words in this Module contain consonant blends. It is important that your child is practicing their blends in order to be successful with reading and writing words. The more confident they feel with blends, the more confident they will be with the new words.

Irregular (Heart Words)

want

Practice Strategy:

- Practice writing sentences using the word want. Sentence starter examples could be:
 - I want to go...
 - I want to eat....
 - I want a....
- Connect to dramatic play. Have your child make a pretend restaurant. Have them practice asking and ordering using the question, "Do you want... or the sentence starter, I want... It may be extra fun if you add the use of a pretend blender to combine ingredients in a smoothie or milkshake.



Decodable High-Frequency Words

stop	plan	bring
jump	went	hand
plant	left	best
list	help	think
drink		

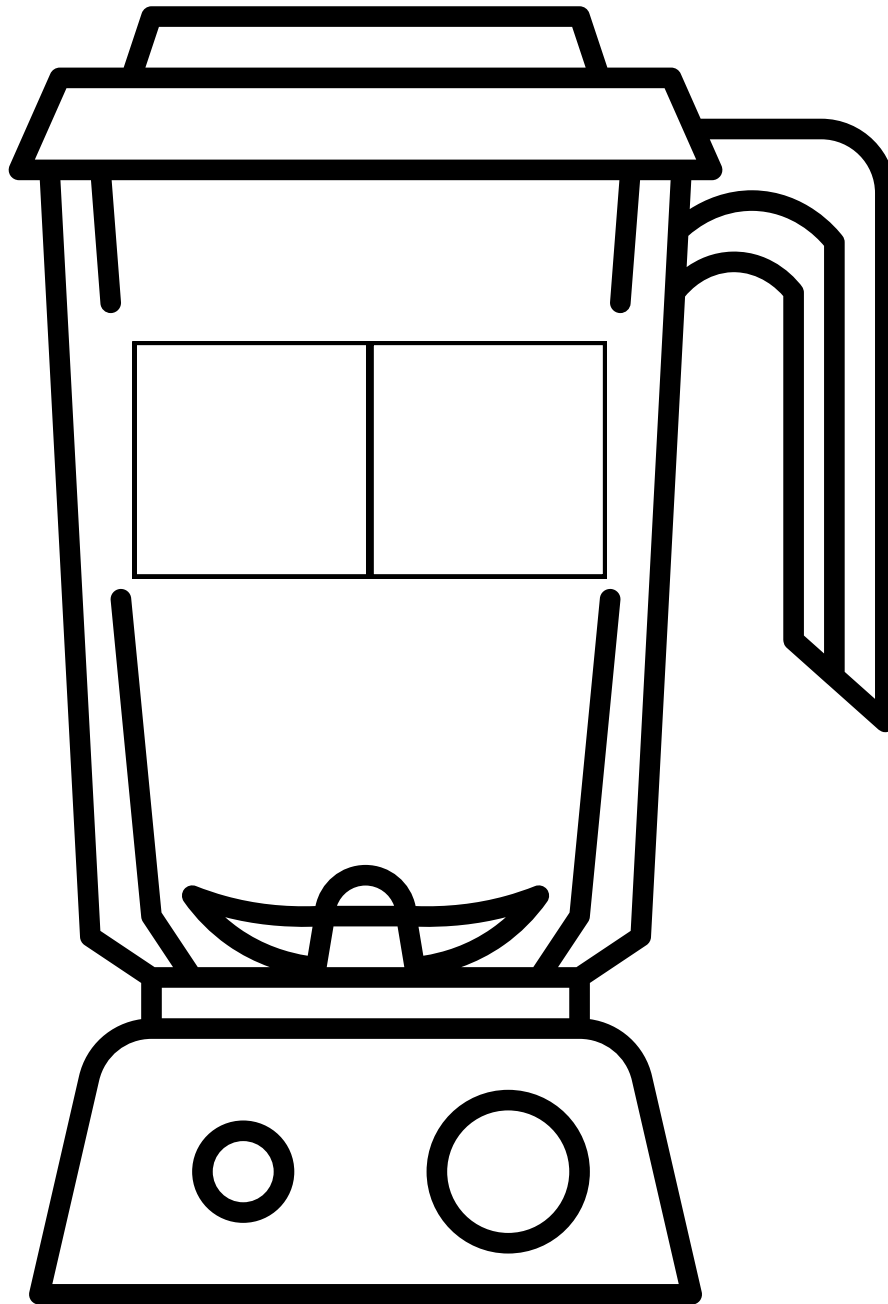
Practice Strategy:

- Practice tapping out the sounds in each of the words. It is important for your child to hear that there are more than three sounds in the word.
- Write the words on an index card or piece of paper, have your child practice tapping out the sounds. Extend this activity, by having your child cut the word into puzzles, by cutting out each individual sound.



Module 8: Consonant Blend Practice

Cut out the letter cards, and practice putting them together in the blender to make the sounds of the different consonant blends. For an extension, have your child brainstorm words that begin or end with each blend.



s	t	n	c	r	l	f	d
k	m	p	n	g			