



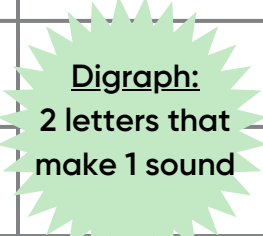




Module 6: Home of the Free and the Brave

We have been learning so many letters and sounds! In Module 6 we will finalize our learning about long and short vowels. I encourage you to ask your child to tell you both sounds each vowel makes throughout the next four weeks. Repetition helps a lot. (a,e,i,o, and u) In this Module we will also begin learning about consonant digraphs. Digraphs are two letters that when combined make a brand new sound!

Module 6: Letter Sounds

Letter	Sound	Alphafriend
Ee	/e/ (long e sound) as in equal 	Ethan Eel
Oo	/o/ (long o sound) as in ocean 	Otis Oatmeal
Uu	/u/ (long u sound) as in unicycle 	Uni Unicycle
sh	/sh/ as in <u>sh</u> ark 	 <p>Digraph: 2 letters that make 1 sound</p>
th	/th/ as in <u>th</u> feather 	



Practice Strategy:

- Write the vowels on index cards. (a,e,i, o and u). Ask your child to tell you both sounds each vowel makes.
- Use magnet letters, or write s,t, and h on index cards. Have your child tell you the sound for each letter individually. Then put the digraph together and ask your child to tell you the digraph sound.

Module 6: Word Work Vocabulary

Below you will find helpful vocabulary to assist if your child has any questions about why vowels make their short or long sound in words. These are some examples of words they may be learning about in this Module.

CVC	CVC words stand for <u>C</u>onsonant <u>V</u>owel <u>C</u>onsonant. These have been most of the words your student has been blending. In these words the vowel has a short sound. (Ex: not)
CV	CV words stand for <u>C</u>onsonant <u>V</u>owel. These words will be introduced during this module. In these words the vowel will make the long sound. (unless it is a heart word) (Ex: go)

Module 6: Focus Words

In Module 6, we will begin learning some irregular and decodable words that incorporate our newly learned phonics skills. You will start to see both digraphs and long vowels appear in both word lists. Children are now building on their knowledge of letters/sounds by adding more challenging phonics patterns to their word works skills.

Irregular (Heart Words)

who	two
they	

Practice Strategy:

- Practice asking and answering questions using this Module's Heart Words. You can tie them into a story or a past adventure. You can ask the questions or encourage your child to create their own using the words here. For an extra challenge have them write down the questions and answers.

Example: Who went to the movies?
Did they enjoy the popcorn?
Did they need two seats?



Decodable High Frequency Words

he	be	me
we	go	no
so	shop	she
wish	this	then
that	them	than

Practice Strategy:

- Have your child rainbow write the words using markers or crayons. Make sure to have them sound out each word as they write it.
- Sort by pattern. This Module's words have similar patterns. Write the words on index cards, and give your child a pattern to look for.

Example: Find all the words with the long e sound. (he, be, me, we) You can repeat this game with the long o sound, digraph "sh" and digraph "th".

