








Module 4: Happy Healthy Me

We have learned so many letters and Alphafriends in the first three modules. We will continue our adventures in Module 4. Students are building on their knowledge and are applying learned letters and sounds to their phonics skills. Ask your child to tell you 3 letters they have learned in their classroom.

Module 4: Letter Sounds


Letter	Sound	Alphafriend
Uu	/u/ (short u sound) as in up 	Upbeat Upton
Kk	/k/ as in kangaroo 	Kayla Kangaroo
Ss	Plural /s/ as in sun Plural /z/ as in dogs 	Serena Seahorse*
Yy	/y/ as in yarn 	Yoko Yak
Xx	/ks/ as in box 	X-ray Fox
Ee	/e/ (short e sound) as in echo 	Echo Ed



*Serena Seahorse will be a review Alphafriend. You will start to see more embedded review as the program continues to spiral back to previous learning.

Practice Strategies:

- Create a letter scavenger hunt! Place letter cards around the house and have your child look for the letters. When they find each letter, have them say the sound and name of the letter. For extra fun, play this game using flashlights!
- Write a letter on a piece of paper or index card. Have your child build the letter using small objects such as cereal, legos, or any small toy. When they create each letter have them say the letter sound and letter name.



Module 4: Focus Words

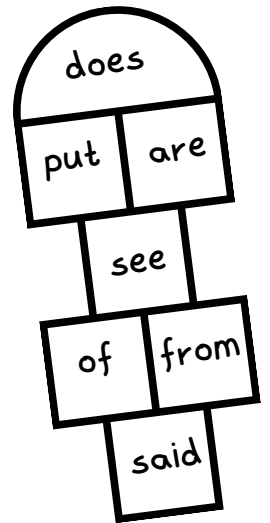
In Module 4, students will continue to build their word building skills for both irregular and decodable words. Below you will find the focus words for Module 4 as well as some practice strategies to deepen their understanding. It is important to remember to still continue to practice previously taught words, even as new words are introduced. This will continue to strengthen your child's reading and writing skills.

Irregular (Heart Words)

put	are
does	see

Practice Strategy:

- Take your learning outside! Have your child practice writing the words in sidewalk chalk. When they spell each word, ask them to tell you the part they need to learn by heart.
- For an extension on the learning create a sight word hopscotch! Draw a traditional hopscotch and fill in this Module's words. You can also incorporate words from previous modules for extra practice!



Decodable High Frequency Words

us	up	but
cut	sun	six
bed	get	men
red	let	ten
yes		

Practice Strategy:

- Make the Modules words using magnet letters or letter cards. Have your child use some small objects and place them under each sound when they sound them out. Get creative with the objects. You can use small blocks, cereal, or mini erasers!

