

Tech Helpdesk

Call or Text

765-335-2120

Email

elearning@leb.k12.in.us

Tech Tips

LCSC Proxy Authentication

The LCSC Web Filter requires the use of a proxy to control web traffic on school devices that are connected outside of the LCSC Network.

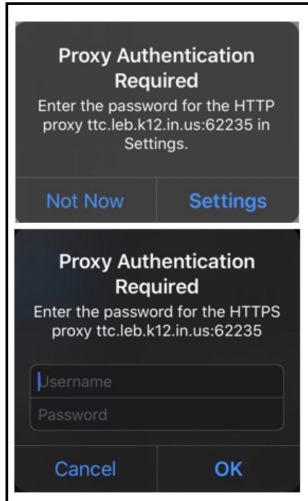
Student iPads may receive a pop up saying Proxy Authentication Required, this is normal for the first time the device is used on a network outside of LCSC.

Tap the Settings button, then enter the student's username and password on the next pop up and tap ok.

After following these steps the device should load the website as normal. If you accidentally clicked Not Now, try doing a search in safari to get the Proxy window to pop up again.

Student
Username

Password



Canvas Login

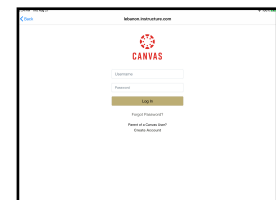
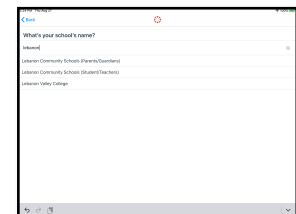
Canvas is our Learning Management System that is the Hub for student work.

To Access Canvas students will click on the Canvas Student App.

They will need to click Find My School.

They will type in **lebanon** and then will click **enter**.

Lebanon will **not** pop up in the drop down choices. You will know you are on the right log in page if it says lebanon.instructure.com at the top of the page.



Clever Login

Students use Clever for a single point sign on for Apps like iReady, MobyMax, and MindPlay. Student may be directed by their teacher in Canvas to go to Clever to complete work. Students will need to search for a school. We recommend typing in Hattie B because it is the easiest to find. It doesn't matter if you attend Hattie B or not. Once you see Lebanon Community School district, you can click Log in with LDAP to sign in with your username and password, or your teacher may have given you a Clever Badge you can sign in with.

