



**2025 Budget  
Public Hearing**  
October 1, 2024

**NOBLESVILLE SCHOOLS**  
ENGAGE | INSPIRE | EMPOWER

# 2025 Proposed Budget

<b>Budgeted Funds</b>		<b>Budget</b>	<b>Percent of Total</b>
Education	\$	79,186,088	47.39%
Referendum Operating	\$	25,840,436	15.46%
Debt Service	\$	24,722,153	14.80%
Exempt Debt Service	\$	7,621,500	4.56%
Operations	\$	29,726,903	17.79%
<b>Total</b>	<b>\$</b>	<b>167,097,080</b>	<b>100%</b>



# Student Enrollment

Year	Fall ADM		Student Change	Percent Change
2024-25	10,300	*	-52	-0.50%
2023-24	10,352		-27	-0.26%
2022-23	10,379		-101	-0.96%
2021-22	10,480		111	0.95%
2020-21	10,369		-97	-0.93%
2019-20	10,466		18	0.17%
2018-19	10,448		27	0.26%
2017-18	10,421		184	1.28%
2016-17	10,289		230	2.29%
2015-16	10,059		564	1.94%
2014-15	9,496		185	1.51%
2013-14	9,355		186	2.05%
2012-13	9,170		187	1.84%



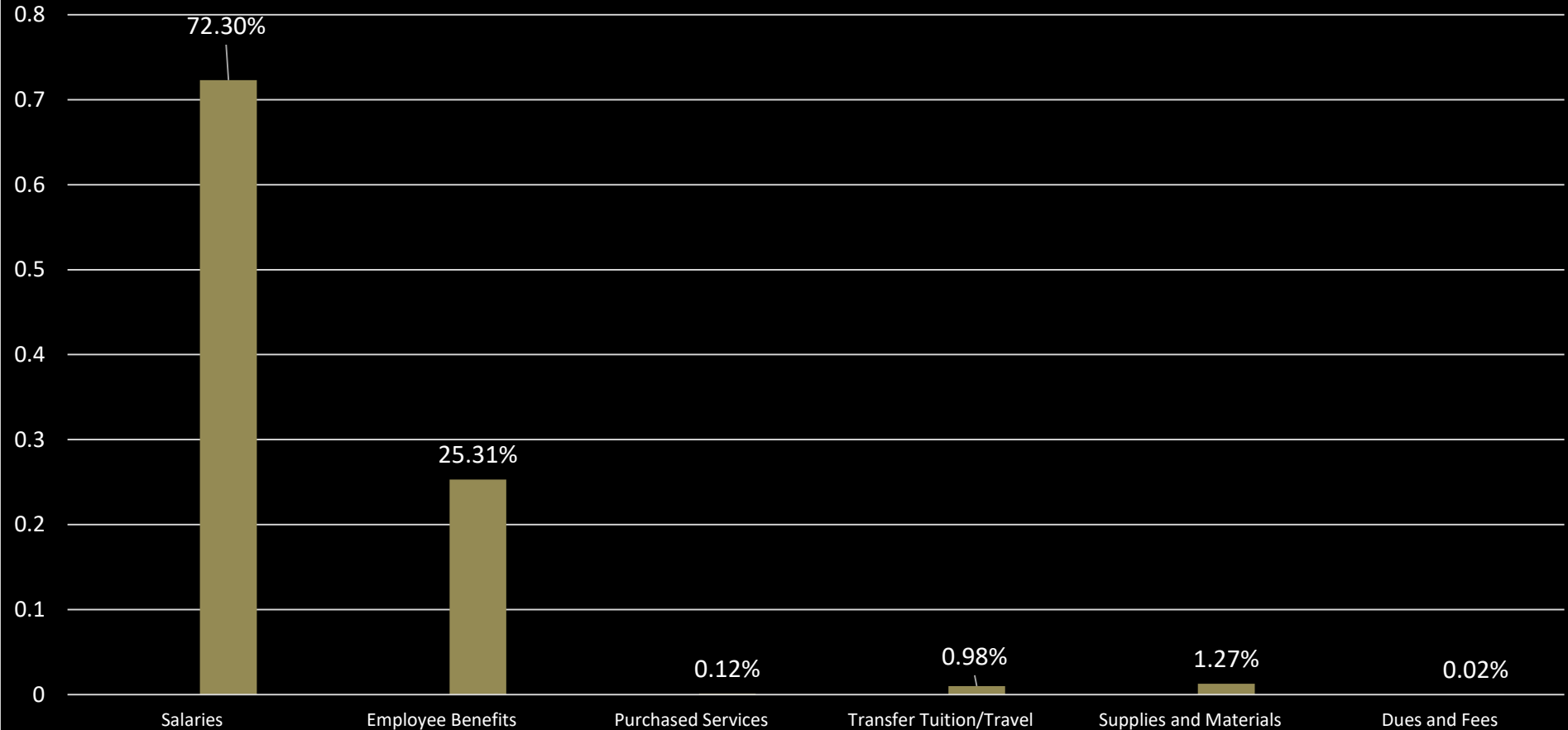
# Education Fund: Estimated Revenues

Source of Revenue		Budget	Percent of Total
State Funding Formula	\$	84,643,813	99.18%
Summer School Reimbursement	\$	150,000	0.18%
Investment Income	\$	500,000	0.59%
Miscellaneous	\$	51,000	0.06%
<b>Total</b>	<b>\$</b>	<b>85,344,813</b>	<b>100%</b>



# Education Fund: \$79,186,088

## Expenditures by Object



# Property Taxes

Fund	Assessed Value		Rate		Levy	
	2024	2025	2024	2025	2024	2025
Education	-	-	-	-	-	-
Operations	5,036,036,239	5,350,930,880	0.3496	0.3423	17,605,983	18,315,164
Debt Service	5,036,036,239	5,350,930,880	0.4567	0.4692	22,999,578	25,106,568
Exempt Debt Service	5,780,917,925	6,244,807,574	0.1196	0.1000	6,913,978	6,244,808
Referendum Operating	5,780,917,925	6,244,807,574	0.3466	0.3401	20,036,662	21,240,676
<b>TOTAL</b>			<b>1.2725</b>	<b>1.2516</b>	<b>67,556,201</b>	<b>70,907,216</b>

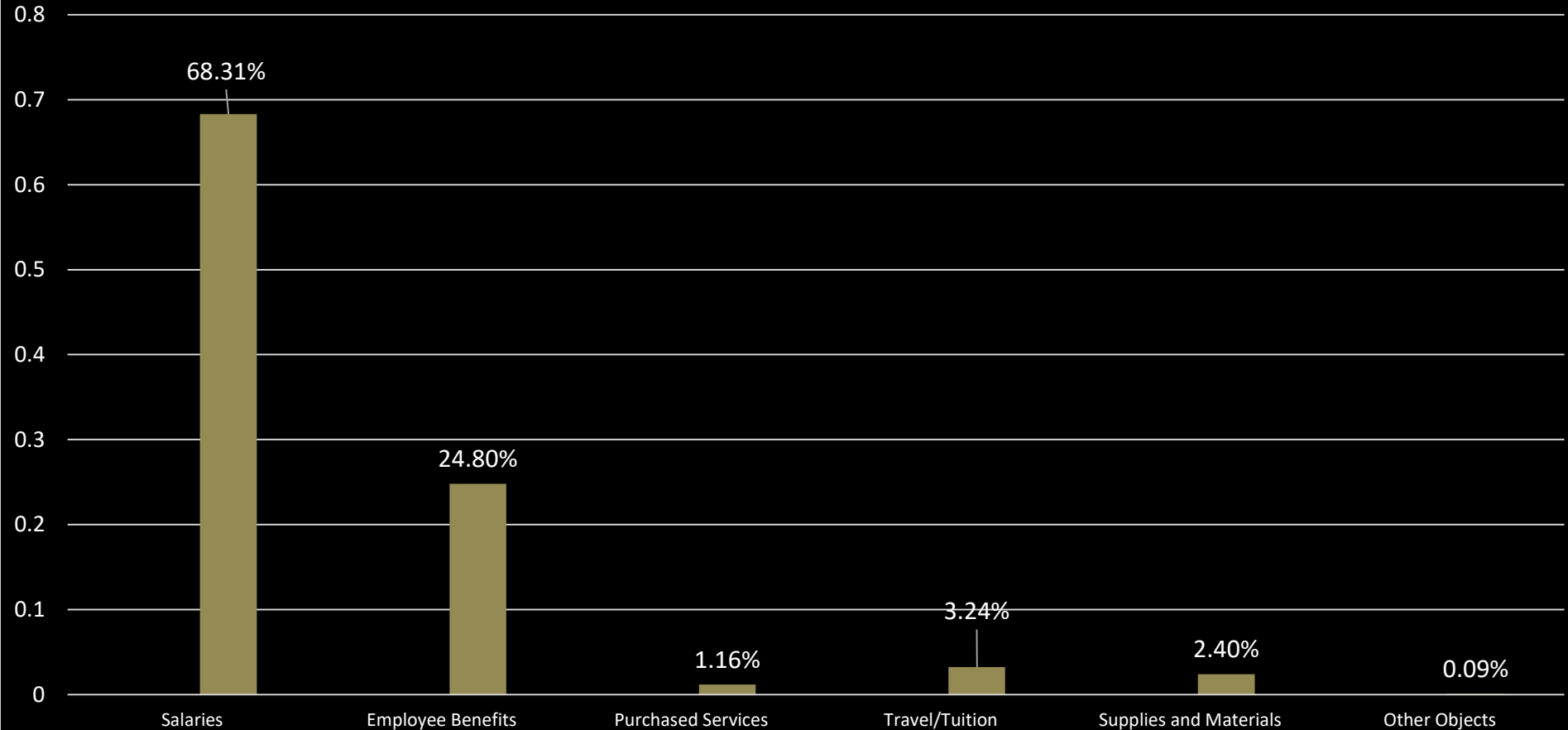
*\*2025 AV increased 6.25% from 2024 (excluding overlapping TIF districts)*

*\*2025 rates and levies reflect estimates*



# Operating Referendum Fund: \$25,840,436

## Expenditures by Object



# Debt Service: \$32,343,653

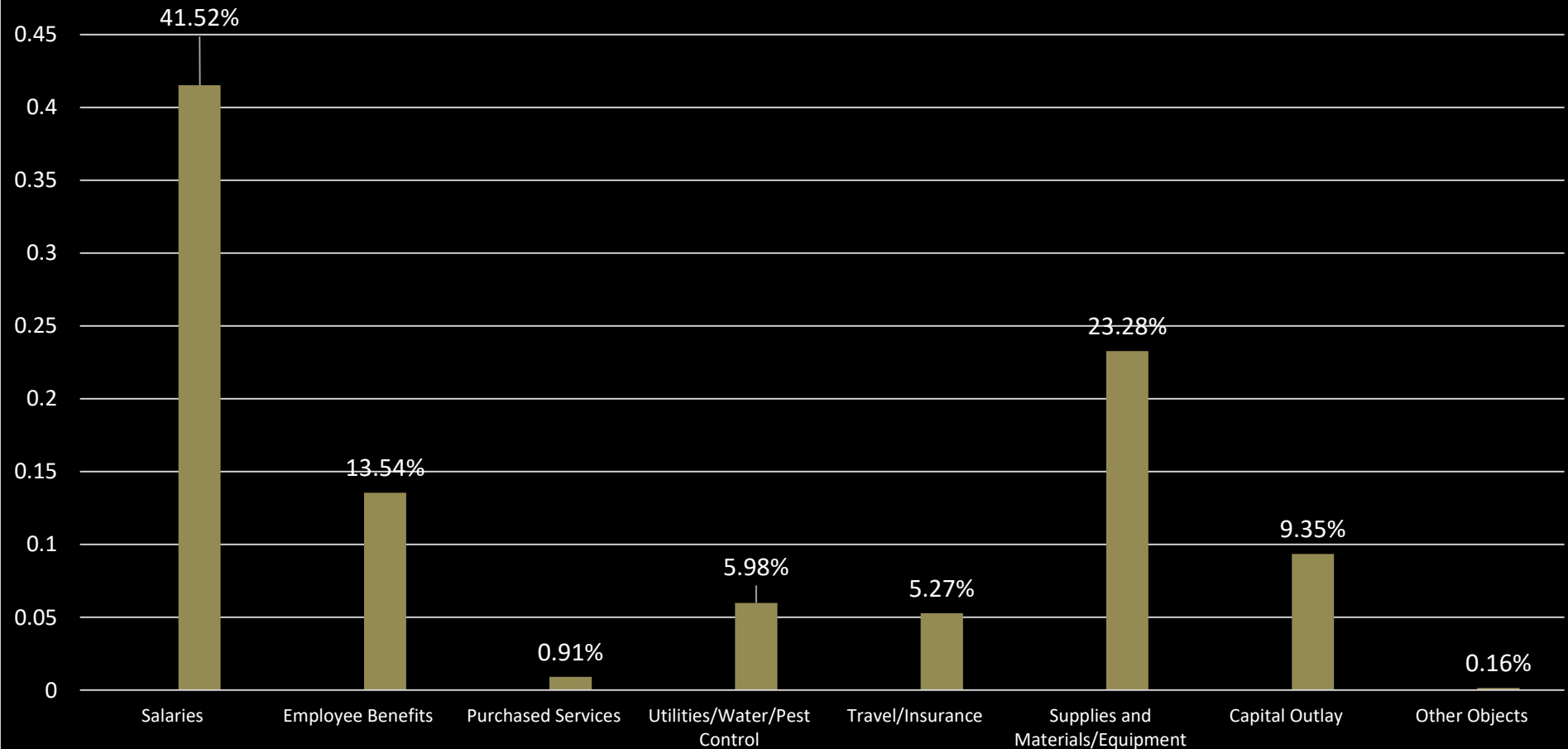
Bond Issue	2025 Debt Service	Percent of Total
<u>Debt Service Fund</u>		
Noblesville HS Bldg Corp Ad Valorem Property Tax First Mortgage Bonds, Series 2020	1,808,000	5.6%
2024 General Obligation Bonds	\$7,490,653	23.2%
Noblesville Multi-School Bldg Corp Ad Valorem Prop Tax First Mtg Bonds, Series 2020B	1,030,000	3.2%
Noblesville High School Bldg Corp Ad Valorem Property Tax FMB, Series 2018	990,000	3.1%
Noblesville Multi-School Bldg Corp First Mtg Refund/Improve Bonds, 2016	1,042,000	3.2%
Noblesville Multi-School Bldg Corp Ad Valorem Property ta FMB, Series 2018B	1,550,000	4.8%
AD VALOREM PROPERTY TAX FIRST MORTGAGE REFUNDING BONDS, SERIES 2023	3,832,000	11.8%
Multi-School Building Corp Ad Valorem Property Tax First Mortgage Refunding Bonds, Series 2015	1,450,000	4.5%
Noblesville Multi-School Building Corp Ad Valorem Prop Tax FMB, Series 2021	1,459,000	4.5%
Noblesville HS Bldg Corp Ad Valorem Property Tax First Mortgage Bonds, Series 2022	1,057,000	3.3%
2023 High School Academic Addition Issuance (December 2023 sale)	3,011,000	9.3%
Fees	\$2,500	0.0%
<b>TOTAL</b>	<b>\$24,722,153</b>	<b>76.4%</b>
<u>Exempt Debt Service Fund</u>		
Noblesville Multi-School Bldg Corp Property Tax Crossover Refunding, Series 2017	5,101,000	15.8%
UNLIMITED AD VALOREM PROPERTY TAX FIRST MORTGAGE REFUNDING BONDS, SERIES 2023	2,519,000	7.8%
Fees	\$1,500	0.0%
<b>TOTAL</b>	<b>\$7,621,500</b>	<b>23.6%</b>
<b>TOTAL</b>	<b>\$32,343,653</b>	<b>100.0%</b>





# Operations Fund: \$29,726,903

## Expenditures by Object



# Operations Fund: Non-personnel

Expenditure Type		Budget	% of Total
Utilities and waste removal	\$	3,150,000	23.58%
Technology	\$	2,356,824	17.64%
Bus purchases	\$	1,295,464	9.70%
Legal, transportation and other misc. services	\$	433,750	3.25%
Vehicle fuel, parts and tires	\$	965,000	7.22%
Insurance	\$	1,450,000	10.85%
Building/Equipment maintenance and capital	\$	3,707,287	27.75%
<b>Total</b>		<b>\$13,358,325</b>	<b>100%</b>



# Capital Equipment over \$10,000

Pursuant to I.C. 20-46-6-5

Technology Project Description	Estimated Start Date	Estimated End Date	Estimated Cost
1 NHS, WR laptop refresh + spares	1/1/2025	12/31/2025	\$ 332,500
2 AV Repair/Parts	1/1/2025	12/31/2025	\$ 75,000
3 NWMS - production 5 machines	1/1/2025	12/31/2025	\$ 5,200
4 Monitors	1/1/2025	12/31/2025	\$ 6,000
5 LMC Computers - middle schools + all elem schools	1/1/2025	12/31/2025	\$ 40,000
6 Tech Misc	1/1/2025	12/31/2025	\$ 50,000
7 Server/SAN Hardware	1/1/2025	12/31/2025	\$ 48,000
8 Misc Network Drops	1/1/2025	12/31/2025	\$ 8,000
9 Aruba WiFi Controls	1/1/2025	12/31/2025	\$ 55,000
10 Digital Signage - NHS and WMS	1/1/2025	12/31/2025	\$ 12,000
11 Projector replacements	1/1/2025	12/31/2025	\$ 10,000
12 Conference/Professional Learning	1/1/2025	12/31/2025	\$ 30,000
14 NHS PLTW Additional 30 PC Lab w/ Cart	1/1/2025	12/31/2025	\$ 60,000
15 NEMS PLTW Classrooms (2 Rooms) Desktops	1/1/2025	12/31/2025	\$ 60,000
16 Elem Music Upgrades - HD, NC, ESC, NE, PR	1/1/2025	12/31/2025	\$ 65,000
17 SC Music Room	1/1/2025	12/31/2025	\$ 7,000
18 ESC Conf Room Upgrades - Crestron	1/1/2025	12/31/2025	\$ 5,000
19 ThunderSync Charging Units	1/1/2025	12/31/2025	\$ 7,500
20 Rugged 3 Cases new for 6th (200 x 100)?	1/1/2025	12/31/2025	\$ 20,000
21 2022 iPad Purchase Payment (4th & 5th)	1/1/2025	12/31/2025	\$ 165,433
22 USB-C to Ltng Cables 4th & Spare (1400 x \$15)	1/1/2025	12/31/2025	\$ 21,000
23 USB-C Chargers 4th & Spare (1400 x \$15)	1/1/2025	12/31/2025	\$ 21,000

Equipment Description	Estimated Cost
1 Zero Turn Mower (Maintenance)	\$ 14,000
3 Floor Scrubber - SCE	\$ 20,000
4 Carpet Cleaning Machine - HCE	\$ 13,000
5 Vehicle	\$ 68,000



# Bus Replacement Plan

5 Year Replacement Plan pursuant to IC 20-40-18

Count of Buses	Bus Description	Year	Corp ID #	Type of Bus/Vehicle per DOE "TN"	Owned or Leased	2025	2026	2027	2028	2029
1	Thomas 78 Passenger	2013	71	D	owned	177,345				
2	Thomas 78 Passenger	2013	72	D	owned	177,345				
3	Thomas 78 Passenger	2013	74	D	owned	177,345				
4	Thomas 78 Passenger	2013	75	D	owned	177,345				
5	Chevy Starcraft 14 Pass activity	2013	A8	A	owned	118,237				
6	Chevy Starcraft 24 Passenger W/Lift	2014	82	A	owned	145,251				
7	Chevy Starcraft 24 Passenger w/lift	2018	1	A	owned	145,251				
8	Thomas Saf-T-Liner C2 78 Passenger	2014	76	C	owned	177,345				
9	Chevy Starcraft 24 Passenger W/Lift	2013	80	A	owned		145,251			
10	Chevy Starcraft 24 Passenger W/Lift	2013	81	A	owned		145,251			
11	Chevy Starcraft 24 Passenger W/Lift	2014	83	A	owned		145,251			
12	Thomas Saf-T-Liner C2 78 Passenger	2014	78	C	owned		177,345			
13	Thomas Saf-T-Liner C2 78 Passenger	2014	79	C	owned		177,345			
14	Thomas Saf-T-Liner C2 78 Passenger	2014	113	C	owned		177,345			
15	Thomas Saf-T-Liner C2 78 Passenger	2014	114	C	owned		177,345			
16	Chevy Starcraft 14 Pass activity	2015	A1	A	owned		118,237			
17	Thomas Saf-T-Liner C2 78 Passenger	2014	115	C	owned			177,345		
18	Thomas Saf-T-Liner C2 78 Passenger	2014	116	C	owned			177,345		
19	Thomas Saf-T-Liner C2 78 Passenger	2014	117	C	owned			177,345		
20	Thomas Saf-T-Liner C2 78 Passenger	2014	118	C	owned			177,345		
21	Chevy Starcraft 14 Pass activity	2015	A2	A	owned			118,237		
22	Chevy Starcraft 14 Pass activity	2015	A3	A	owned			118,237		
23	Chevy Starcraft 14 Pass activity	2015	A5	A	owned			118,237		
24	Chevy Starcraft 14 Pass activity	2015	A6	A	owned			118,237		
25	Thomas Saf-T-Liner C2 78 Passenger	2015	6	C	owned				177,345	
26	Thomas Saf-T-Liner C2 78 Passenger	2015	7	C	owned				177,345	
27	Thomas Saf-T-Liner C2 78 Passenger	2015	8	C	owned				177,345	
28	Thomas Saf-T-Liner C2 78 Passenger	2015	9	C	owned				177,345	
29	Thomas Saf-T-Liner C2 78 Passenger	2015	10	C	owned				177,345	
30	Chevy Starcraft 24 Passenger W/Lift	2015	3	A	owned				145,251	
31	Chevy Starcraft 24 Passenger W/Lift	2015	4	A	owned				145,251	
32	Chevy Starcraft 24 Passenger w/lift	2016	2	A	owned					145,251
33	Chevy Starcraft 24 Passenger w/lift	2016	5	A	owned					145,251
34	Thomas Saf-T-Liner C2 78 Passenger	2017	17	C	owned					177,345
35	Thomas Saf-T-Liner C2 78 Passenger	2017	18	C	owned					177,345
36	Thomas Saf-T-Liner C2 78 Passenger	2017	19	C	owned					177,345
37	Thomas Saf-T-Liner C2 78 Passenger	2017	20	C	owned					177,345
38	Thomas Saf-T-Liner C2 78 Passenger	2017	21	C	owned					177,345
39	Chevy Starcraft 24 Passenger w/lift	2017	11	A	owned					145,251



# Questions and Discussion



**NOBLESVILLE  
SCHOOLS**

ENGAGE | INSPIRE | EMPOWER