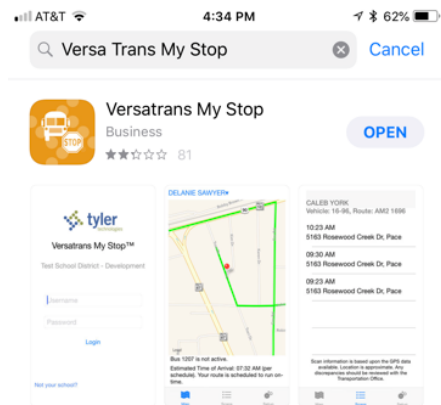


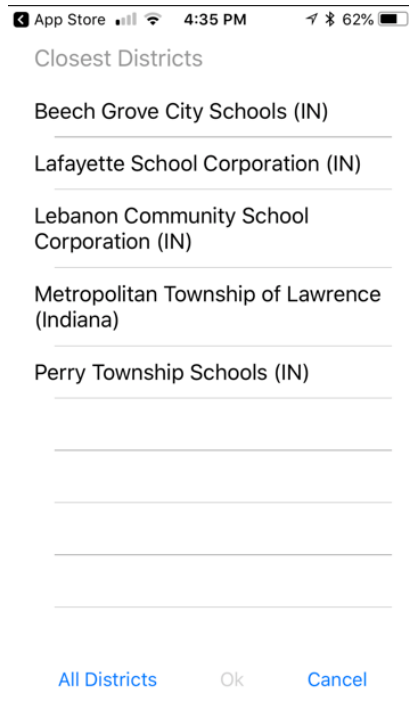
MYSTOP APP HELP GUIDE

1. GETTING STARTED

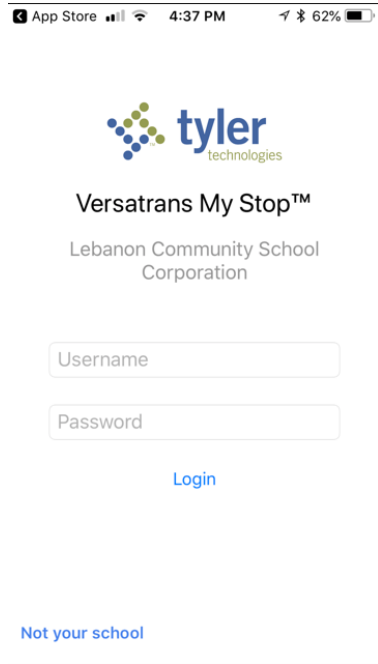
1. In the App Store of your mobile device, search Versa Trans My Stop (free purchase)



2. Download the app to your mobile device (iPad, iPhone, or Android)
3. Once the app has downloaded open the app.
1. Tap to select your student's school district: Lebanon Community School Corporation (IN) *(The app will search for the closest school district in your area)*



2. The Lebanon Community School Corporation My Stop Login screen will appear



2. LOGGING IN

Your Family ID (Obtained from Skyward) is the both the **USERNAME** and the **PASSWORD**.

3. MONITORING YOUR BUS

If your bus is out on its route, you will see a green line showing the bus route, a yellow flag showing its current position, and an orange pin showing your stop (not pictured.) At the bottom of the screen, you will see the time you can expect the bus to arrive, and how far ahead or behind schedule that it is currently running.

Please note: This app estimates travel time along the scheduled route. If the bus is sitting waiting to load or unload, is stuck behind an accident or train, or has to take a detour, the estimated arrival time may not be accurate. This app can also be inaccurate if a replacement bus is used. Please use this system only as a guide.