



OREGON
DEPARTMENT OF
EDUCATION

Oregon achieves... together!

OREGON AT-A-GLANCE DISTRICT PROFILE

Rogue River SD 35

SUPERINTENDENT: Patrick Lee | 1898 E Evans Creek Rd, Rogue River 97537 | 541-582-3235

2022-23

Students We Serve




1,077


Student Enrollment

DEMOGRAPHICS


American Indian/Alaska Native




Asian




Black/African American




Hispanic/Latino



Multiracial



Native Hawaiian/Pacific Islander



White



*

Ever English
Learners



3
Languages
Spoken

15%

Students
with
Disabilities

24%

Mobile
Students

91%

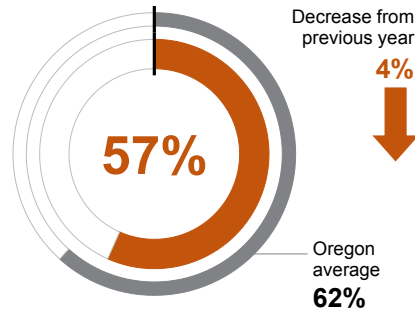
Free/
Reduced
Price Lunch

*<10 students or data unavailable

District Environment

REGULAR ATTENDERS

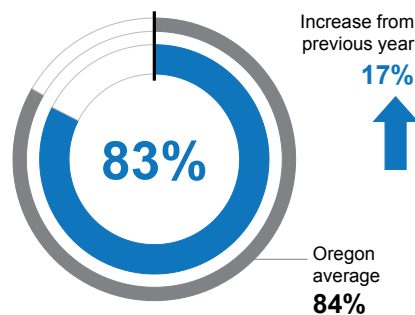
Students who attended more than 90% of their enrolled school days.



High School Success

ON-TRACK TO GRADUATE

Students earning one-quarter of graduation credits in their 9th grade year.



District Goals

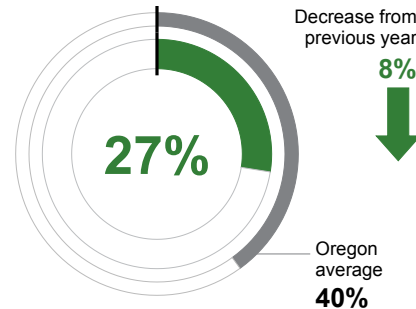
The RRSD continues to strive for student academic and personal growth through outstanding environments, student character and well-being, pride and image, and fostering communication. We are excited about the curricular and behavioral improvements we made in the 2022-23 school year. We believe our schools will continue to grow and improve as we move into the coming years.

Academic Success

Grade 3

ENGLISH LANGUAGE ARTS

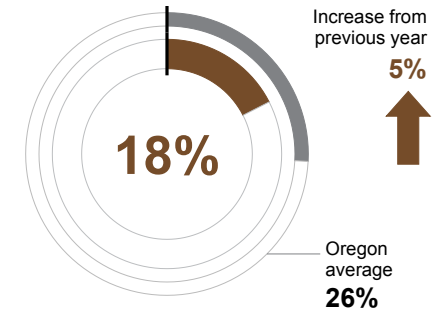
Students meeting state grade-level expectations.



Grade 8

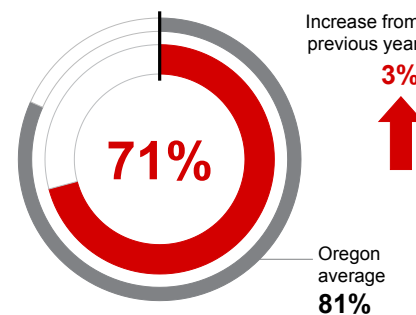
MATHEMATICS

Students meeting state grade-level expectations.



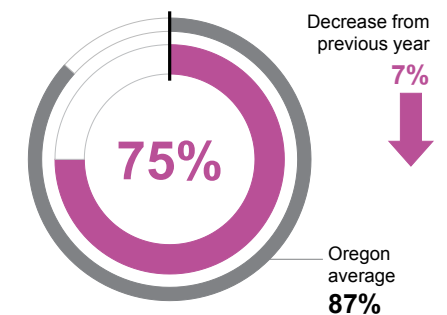
ON-TIME GRADUATION

Students earning a diploma within four years. Cohort includes students who were first-time ninth graders in 2018-19 graduating in 2021-22.



FIVE-YEAR COMPLETION

Students earning a high school diploma or GED within five years. Cohort Includes students who were first-time ninth graders in 2017-18 finishing in 2021-22.



State Goals

The Oregon Department of Education is partnering with school districts and local communities to ensure a 90% on-time, four year graduation rate by 2027. To progress toward this goal, the state will prioritize efforts to improve attendance, provide a well-rounded education, invest in implementing culturally responsive practices, and promote continuous improvement to close opportunity and achievement gaps for historically and currently underserved students.



OREGON AT-A-GLANCE DISTRICT PROFILE CONTINUED

Rogue River SD 35

Outcomes

2022-23

Our Staff (rounded FTE)



8

Administrators



63

Teachers



27

Educational
assistants



1

Counselors



0

Social Workers



0

Licensed
Librarians



0

Psychologists



63%

% of licensed teachers
with more than 3 years
of experience

REGULAR ATTENDERS

American Indian/Alaska Native	<10 students or data unavailable
Asian	<10 students or data unavailable
Black/African American	<10 students or data unavailable
Hispanic/Latino	43%
Multiracial	52%
Native Hawaiian/Pacific Islander	<10 students or data unavailable
White	58%
Free/Reduced Price Lunch	54%
Ever English Learner	<10 students or data unavailable
Students with Disabilities	46%
Migrant	<10 students or data unavailable
Homeless	42%
Students in Foster Care	<10 students or data unavailable
Military Connected	<10 students or data unavailable
Talented and Gifted	73%
Female	58%
Male	56%
Non-Binary	<10 students or data unavailable

ON-TRACK TO GRADUATE

American Indian/Alaska Native	<10 students or data unavailable
Asian	<10 students or data unavailable
Black/African American	<10 students or data unavailable
Hispanic/Latino	<10 students or data unavailable
Multiracial	<10 students or data unavailable
Native Hawaiian/Pacific Islander	<10 students or data unavailable
White	81%
Free/Reduced Price Lunch	81%
Ever English Learner	<10 students or data unavailable
Students with Disabilities	85%
Migrant	<10 students or data unavailable
Homeless	<10 students or data unavailable
Students in Foster Care	<10 students or data unavailable
Military Connected	<10 students or data unavailable
Talented and Gifted	<10 students or data unavailable
Female	78%
Male	86%
Non-Binary	<10 students or data unavailable

Grade 3 ENGLISH LANGUAGE ARTS

<10 students or data unavailable
<10 students or data unavailable
<10 students or data unavailable
<10 students or data unavailable
<10 students or data unavailable
<10 students or data unavailable
29%
28%
<10 students or data unavailable
30%
<10 students or data unavailable
<10 students or data unavailable
<10 students or data unavailable
<10 students or data unavailable
<10 students or data unavailable
27%
28%
<10 students or data unavailable

ON-TIME GRADUATION

<10 students or data unavailable
<10 students or data unavailable
<10 students or data unavailable
64%
<10 students or data unavailable
<10 students or data unavailable
69%
73%
<10 students or data unavailable
79%
<10 students or data unavailable
<10 students or data unavailable
<10 students or data unavailable
Coming in 2023-24
<10 students or data unavailable
71%
70%
<10 students or data unavailable

Grade 8 MATHEMATICS

<10 students or data unavailable
<10 students or data unavailable
<10 students or data unavailable
17%
<10 students or data unavailable
<10 students or data unavailable
16%
18%
<10 students or data unavailable
<10 students or data unavailable
<10 students or data unavailable
<10 students or data unavailable
<10 students or data unavailable
<10 students or data unavailable
7%
26%
<10 students or data unavailable

FIVE-YEAR COMPLETION

<10 students or data unavailable
<10 students or data unavailable
<10 students or data unavailable
<10 students or data unavailable
<10 students or data unavailable
<10 students or data unavailable
76%
73%
<10 students or data unavailable
47%
<10 students or data unavailable
61%
<10 students or data unavailable
Coming in 2023-24
<10 students or data unavailable
76%
75%
Coming in 2023-24