



2023-2024



CROWLEY INDEPENDENT SCHOOL DISTRICT

North Crowley High School Quality Report

Comprehensive Accountability System

Metrics that Matter to our Community

DISTRICT-ASSIGNED SCHOOL QUALITY RATING

2023-2024 ACADEMICS

ALGEBRA I (Board Goal) ★

Approaches	Meets	Masters
56%	10%	3%

ENGLISH I

Approaches	Meets	Masters
65%	43%	10%

ENGLISH II

Approaches	Meets	Masters
71%	49%	4%

US HISTORY

Approaches	Meets	Masters
92%	53%	22%

TEA Rating: TBD
Baseline Year 2023

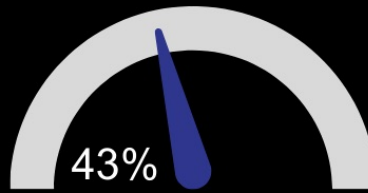
Student ENROLLMENT

TOTAL
2,910



● AP Enrollment ● Dual Credit Enrollment ● On Ramps Enrollment

Advanced ACADEMICS



% of students enrolled in advanced courses

CAREER & TECHNOLOGY

80% Enrolled



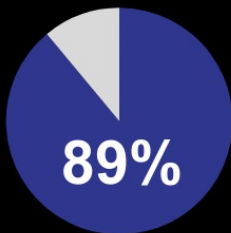
% of students enrolled in CTE courses

Positive Student BEHAVIOR

4


(Board Goal) ★

% of students with no suspensions



Student DISCIPLINE

Discipline Incidents



● In-school suspension ● Out-of-school suspension

GRADUATION RATE

5

95%

2023-2024



College, Career, & Military Readiness (CCMR)

1

57%

2023-2024

*Needs attention due to changes in STAAR calculations

TEACHER Information

3

Teacher to Student Ratio



1:28

Teacher Student
Teacher Tenure



206 TEACHERS ON CAMPUS

College READINESS



% students graduated with college credit

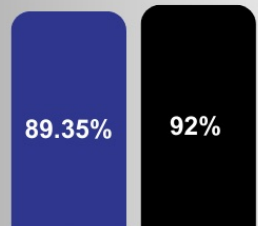
18.4%

Scholarships earned \$33,568,271

% accepted to college 94%

Attendance PERCENTAGE

4



2022-2023 2023-2024

SCHOOL ENVIRONMENT





2023-2024



CROWLEY INDEPENDENT SCHOOL DISTRICT

North Crowley High School Quality Report

Comprehensive Accountability System

Crowley ISD School Board



Our aspiration in Crowley ISD is to ensure that all students have access to a GREAT SCHOOL and are provided excellent educational experiences so that they achieve their full potential. When our students graduate from Crowley ISD, they will leave with more than a diploma. They will leave with choices and opportunities. We designed this School Quality Report (SQR) to highlight metrics that matter and to share with our community the areas of progress, the areas of opportunity, and the comprehensive quality of each school in Crowley ISD. This SQR is our effort to increase transparency by synthesizing the quantitative metrics with qualitative parent voices to provide a complete assessment of school quality.

ENGAGEMENT OPPORTUNITIES

Student Participation Fine Arts 62%

Student Participation Athletics 27%

STUDENT CLUBS 5

- Asian Student Union
- Drama Club
- Blue Crew
- Anime Club
- Gaming Esports Club
- Society of Gentlemen
- Just Keep Livin
- Student Council
- Girls Inc.
- Fine Arts
- Athletics
- Leadership
- Latino Student Union
- Black Student Union
- Class Officers
- Lego Club
- AVID
- Panther Pearls
- Key Club

PARENT BOOSTER CLUBS AND STUDENT EXTRACURRICULAR ACTIVITIES 5

- Football
- Baseball
- Soccer
- Softball
- Basketball
- Cheerleading
- Band
- Silver Stars
- Track & Field
- Swimming
- Tennis
- Wrestling
- Volleyball
- Cross Country
- FFA (CTE)
- Industry Advising Teams

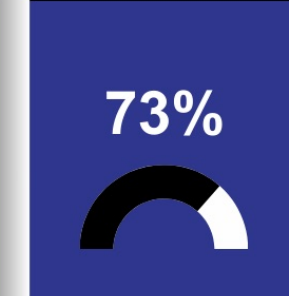
DISTRICT COMMUNICATION

SOCIAL MEDIA

NEWSLETTERS

TEXTS/CALLS/VIDEOS

ECONOMICALLY DISADVANTAGED



“ North Crowley High School has been a transformative experience for the whole family. Having our child at North Crowley feels like an individual not just another face in the crowd. ”

- Jay, North Crowley High Parent

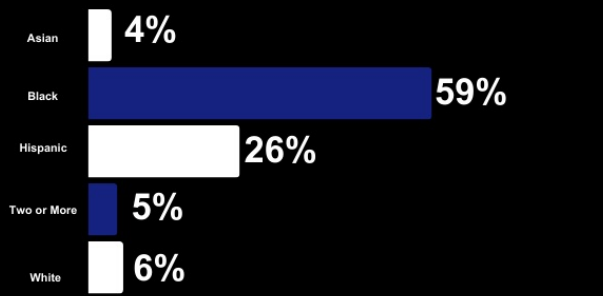
“ I was welcomed and greeted by every staff member and made to feel a part of a team. As an educator, it has been an incredible experience from instructional support to an amazing culture. Everyone really personifies panther pride. ”

- Fred, North Crowley High Teacher

“ At North Crowley, I have grown as a person. I can thank the wonderful educators who have shaped me as a whole and make me feel like a person and not just another student. ”

- Alexa, North Crowley High Student

CAMPUS DEMOGRAPHICS



RUBRIC SCALE

- 1** NEEDS ATTENTION
- 2** AVERAGE
- 3** GOOD
- 4** EXCEPTIONAL
- 5** GREAT

Visit <http://crowleyisdtx.org> for more details regarding our rubric.



GRADED ON 2023-2024 DATA

CROWLEY INDEPENDENT SCHOOL DISTRICT

Crowley ISD Quality Report

Comprehensive Accountability System Rubric

Metrics that Matter to our Community

RUBRIC SCALE

- 1** NEEDS ATTENTION
- 2** AVERAGE
- 3** GOOD
- 4** EXCEPTIONAL
- 5** GREAT

FINANCE FUND BALANCE

- 1** Less than 9%
- 2** 10-14%
- 3** 14-17%
- 4** 18-19%
- 5** 20%

GRADUATION RATE

- 1** 89% or less
- 2** 89-90%
- 3** 90-92%
- 4** 93-94%
- 5** 95% or greater

DISTRICT-ASSIGNED SCHOOL QUALITY RATING

- 1** F
- 2** D
- 3** C
- 4** B
- 5** A

TEACHER INFORMATION

Total # of 5 plus year teachers divided by the total # of teachers to get the percentage

- 1** 10-19%
- 2** 20-38%
- 3** 39-48%
- 4** 49-59%
- 5** 60% or greater

College, Career and Military Readiness (CCMR)

- 1** 60-70%
- 2** 71-80%
- 3** 81-90%
- 4** 91-94%
- 5** 95% or greater

SCHOOL ENVIRONMENT

POSITIVE STUDENT BEHAVIOR

ELEMENTARY

- 1** 85 or less
- 2** 86-89
- 3** 90-91
- 4** 92-94
- 5** 95 or greater

SECONDARY

- 1** 69%
- 2** 70-73%
- 3** 74-84%
- 4** 85-91%
- 5** 92% or greater

STUDENT SUPPORTS

ELEMENTARY

- 1** 1 out of 6
- 2** 2 out of 6
- 3** 3 out of 6
- 4** 4 out of 6
- 5** 5 out of 6

SECONDARY

- 1** 2 or less
- 3** 3 out of 6
- 5** 4 out of 5

ATTENDANCE PERCENTAGE

ELEMENTARY

- 1** 85% or less
- 2** 86-89%
- 3** 90-92%
- 4** 93-94%
- 5** 95% or greater

SECONDARY

- 1** 69%
- 2** 70-73%
- 3** 74-84%
- 4** 85-91%
- 5** 92% or greater

PARENT AND STUDENT ENGAGEMENT OPPORTUNITIES

Parent Involvement

- 1** 0 **5** 2 or more
- 2** 1

Student Clubs

- 1** 0 **5** 5 or more
- 2** 1 **3** 3-4

REFER TO SECONDARY RATINGS FOR DISTRICT

Visit <http://crowleyisdtx.org> for more details

