



AchieveWorks Learning & Productivity Career Lesson

9th Grade Career Readiness Lesson
PRHS School Counseling
September/October 2024

Focused on Learning for Every Student Every Day

Welcome to PRHS!

School Counselors work to improve success for **ALL** students by implementing a comprehensive school counseling program focused on career readiness, appropriate academic supports, and social emotional skills to become productive citizens.



School Counseling Department

– What we do:

- Meet individually, in the classroom, or in groups with students to address academics, post-graduation options, career readiness and social emotional skills.

– Who we are:

- Mrs. Mary Kate Zacharias : School Counselor (A-D), mzacharias@pinerichland.org
- Mrs. Jennifer Bowers: School Counselor (E-K), jbowers@pinerichland.org
- Mrs. Filipowski: School Counselor (L-Q), tfilipowski@pinerichland.org
- Mrs. Straub: School Counselor (R-Z), lstraub@pinerichland.org
- Mrs. Secen: Transition Counselor, jsecen@pinerichland.org
- Mrs. Welshonce: Social Worker, cwelshonce@pinerichland.org
- Mrs. Whalen: College and Career Counselor, jwhalen@pinerichland.org
- **How to contact us:** Google Classroom/Appointment Schedule/Email/Visit office
- **Class of 2028:** Class code: vik2snf

Career Readiness Learning Goal

Using Naviance:




Students understand their learning styles and preferences, and how they can use them to build confidence and make studying easier and more effective.

What's In It For You?

- People learn and work differently from one another.
- When you learn and work in ways that are comfortable to you, you'll do better!
- Adjusting to your learning preferences can also help make learning easier and more enjoyable.
- Teachers and counselors understand you better.

Signing Into Naviance

- Every student has an account
- Go to: prrams.org
- Choose the high school
- Click on Clever
- Log in with Google
- Sign in using your school district email and password




Locating AchieveWorks Learning & Productivity

- Two ways to access lesson
 - Naviance Home Page
 - **Tasks from My School**
 - or
 - Click on the **Self-Discovery Home** tab
 - **Learning & Productivity**
- Read directions and complete the assessment


Tasks from My School		
Task Or To-Do	Priority	Date
<input checked="" type="checkbox"/> Complete AchieveWorks® Learning & Produ... Task	None	07/15/24
<input checked="" type="checkbox"/> Chemistry CEW Task	None	07/15/24
<input checked="" type="checkbox"/> Biology Peer Review Survey Task	None	07/15/24

[Go to My Planner](#)

<p>AchieveWorks Intelligences®</p>  <p>Intelligence comes in many forms. AchieveWorks Intelligences® helps you uncover your different intelligences and how to leverage them.</p> <p>Start Assessment</p>	<p>AchieveWorks Learning and Productivity®</p>  <p>Discover your sensory, environmental and mindset preferences to help develop and adjust your study practices.</p> <p>Start Assessment</p>	<p>AchieveWorks Personality®</p>  <p>AchieveWorks Personality® helps you identify your personality type by asking you to choose scenarios that best represent how you behave in real life.</p> <p>Start Assessment</p>
--	---	---

What's Your AchieveWorks Learning & Productivity Preferences?

- **View full report** to access details about your *Learning & Productivity Style*. Each report is **personalized** based on your answers.





DONE

Summary

This report displays your learning and productivity preferences. The preferences are grouped into categories. Each category requires a slightly different approach to improve your learning and productivity. Read the introductions carefully so that you understand these different approaches before you choose and apply the recommendations in the report.

What's Next

-  **Take a look at your preferences.** These will give you clues into sensory, environmental, and mindset factors that help you study.
-  **Read your full report.** Your full report includes recommendations for each preference area to help you study better. This could include ways to adjust your environment, change your thinking, or leverage your senses do well on your assignments.

Reviewing Full Report

The full report provides personalized strategies for each group: Sensory, Environmental and Mindset. Each group provides recommendations and suggestions to help you adjust your study practices.

Sensory Preferences: Use more than one preference: Auditory, Kinesthetic, Tactile, Visual

Environmental Preferences: Adjust your learning environment: Intake, Light, Temperature, Mobility, Sound, Setting, Time of Day

Mindset Preferences: These preferences indicate your attitude toward learning and working and how you function best: Self-Motivation, Teacher Motivation, Independent vs. Collaborative, Task Structure, Task Focus

Sensory Preferences Strategies

You learn with four senses. You may like one or two, but research shows that you benefit most when learning through multiple sensory modes. Click on each symbol.

Auditory learning refers to what you hear.

- Take notes and re-read them soon after class. For videos, turn on closed captioning.

Kinesthetic learning involves movement and physical activity.

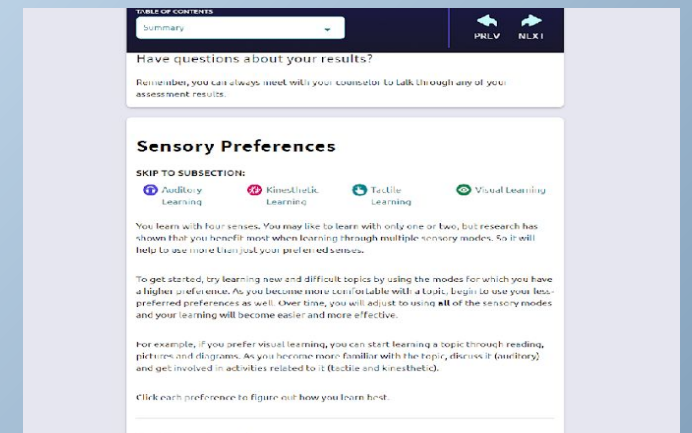
- Ask questions and ask for a handout. Work with another kinesthetic learner.

Tactile learning involves touching and handling objects related to what you are learning.

- Take notes. Highlight key areas. Work with materials.

Visual learning involves seeing what you are learning.

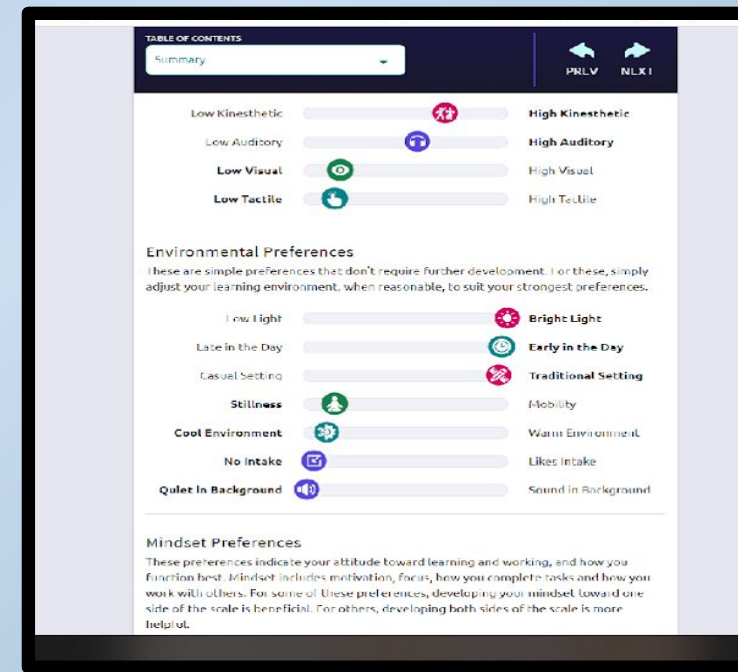
- Take notes in a visual format. Use sketches, diagrams.



Environmental Preferences Strategies

These reflect your environmental preferences. Simply adjust your learning environment, when possible, to suit your strongest preference.

- Prefers bright light
 - Sit by a window
- Working early in the day
 - Complete hardest work early in the day
- Must have quiet
 - Work in a quiet place
 - Use earbuds/headphones



Mindset Preference Strategies

Provides detailed information about mindset preferences, including recommendations to follow at school.

- High teacher motivation
 - Works better with teachers close by
 - Prefers studying with teacher
- Collaborative
 - Works well with others
- More Structure
 - Step-by-step instructions
 - Handouts

The screenshot shows a digital interface for 'Mindset Preferences'. At the top, there is a 'TABLE OF CONTENTS' section with a dropdown menu currently set to 'Environmental Preferences'. Navigation arrows labeled 'PRLV' and 'NLX I' are visible. Below this is the main title 'Mindset Preferences' and a 'SKIP TO SUBSECTION:' area with icons for 'Teacher Motivation', 'Collaborative or Independent', 'Structure', 'Focus', and 'Self-Motivation'. A paragraph explains that these preferences indicate learning attitudes and how one functions best. Below this is a section for 'Teacher Motivation' featuring a progress bar that is nearly full, indicating a high level of motivation. A brief description explains that high teacher motivation means being strongly motivated by teachers and preferring frequent feedback and close contact.

9th Grade Success Plan:

Make the Most Out of 9th Grade!

- Apply learning style preferences and strategies
- Develop good study habits
- Set realistic goals
- Get involved
- Plan for your future
- Prioritize your health
- Learn to manage your time
- Talk with parents, relatives, teachers, and school counselors



Have a great year!