

# E-Learning Days

2nd Grade

## For use on cancellation days:

For the remainder of the school year, we will be utilizing this plan for Cancellation/Remote Learning Days. Please complete the work for each day in order as we cancel. Work is to be turned in the next regular school day and will be graded. Teachers will be available via Remind for questions.

Day	ELA	Math	Science/SS
<u>Day 1</u>	<ul style="list-style-type: none"> <li>• Read Skip is Sick</li> <li>• Mark Current Concepts Worksheet</li> </ul>	<ul style="list-style-type: none"> <li>• Do the Math Facts: Addition Worksheet</li> </ul>	<ul style="list-style-type: none"> <li>• Complete My Family Tree Worksheet</li> </ul>
<u>Day 2</u>	<ul style="list-style-type: none"> <li>• Complete Reading Passage and Questions</li> <li>• Digraphs and blend Detective Worksheet</li> </ul>	<ul style="list-style-type: none"> <li>• Do the Math Facts: Subtraction Worksheet</li> </ul>	<ul style="list-style-type: none"> <li>• Do Scholastic News Read and Complete Questions</li> </ul>
<u>Day 3</u>	<ul style="list-style-type: none"> <li>• Complete Reading Passage and Questions</li> <li>• Tap and Write Worksheet</li> </ul>	<ul style="list-style-type: none"> <li>• Do Math Crack The Code Worksheet</li> </ul>	<ul style="list-style-type: none"> <li>• Write down 5 ways to be a good friend</li> </ul>
<u>Day 4</u>	<ul style="list-style-type: none"> <li>• Read the Lost Colt</li> <li>• Tapping Flashcards</li> </ul>	<ul style="list-style-type: none"> <li>• Do Solve The Mystery Sentence Worksheet</li> </ul>	<ul style="list-style-type: none"> <li>• Do Scholastic News Read and Complete Questions</li> </ul>
<u>Day 5</u>	<ul style="list-style-type: none"> <li>• Complete Reading Passage and Questions</li> <li>• Practice Trick Words Flashcards</li> </ul>	<ul style="list-style-type: none"> <li>• Sharks Four in a Row Take from 12</li> </ul>	<ul style="list-style-type: none"> <li>• Create a good citizen poster (show ways to be a good citizen)</li> </ul>

**DAY 5**

Read the passage 3 times.  
Answer the questions below. Underline your evidence.





# The Scarecrow


Once there was a scarecrow named Sam. Sam sat on a wooden pole in the farmer's field. His job was to scare away the crows if they came to eat the corn. Sam was very unhappy. He got very bored sitting on the pole all day long.

One day, Sam climbed down from the pole and went looking for adventure. He came to the pond and wanted to go for a swim. When he got in, his hay got all soggy and wet. Next he tried going on a walk in the woods, but he got lost. It was getting dark and cold, and Sam was sorry that he ever left his home in the field. All of a sudden, he heard the farmer calling for him. Sam followed the sound and found his way back home. Sam climbed up on his pole with a big smile on his face. "It's good to be home," Sam thought.

--	--	--

 What is Sam's job?  
\_\_\_\_\_  
\_\_\_\_\_

 What did Sam do first on his adventure?  
\_\_\_\_\_  
\_\_\_\_\_

 How did Sam find his way back home?  
\_\_\_\_\_  
\_\_\_\_\_

If you went on an adventure, what would you do?

\_\_\_\_\_

\_\_\_\_\_

\_\_\_\_\_

\_\_\_\_\_

Make an inference. How does Sam feel as he gets back on the pole?

Circle words or phrases in the passage that gave you a clue.



Name: \_\_\_\_\_  
Date: \_\_\_\_\_



### Trick Word Trace, Copy and Write

First, trace the Trick Word and copy it in the next box. Then fold the paper and flip it over. Write the Trick Word by memory. Remember to say each letter as you write the word.

Trace	Copy	Fold and Write by Memory
done		
goes		
pretty		

Name: \_\_\_\_\_ Date: \_\_\_\_\_



### Trick Word Trace, Copy and Write


First, trace the Trick Word and copy it in the next box. Then fold the paper and flip it over. Write the Trick Word by memory. Remember to say each letter as you write the word.

Trace	Copy	Fold and Write by Memory
both		
talk		
walk		

# Sharks Four in a Row Take from 12


Answer the facts. Color the answers in the grid. Color the shark if you colored a line of four. The line can go across, down or diagonally.

$\begin{array}{r} 12 \\ -4 \\ \hline \\ \hline \end{array}$	$\begin{array}{r} 12 \\ -6 \\ \hline \\ \hline \end{array}$	$\begin{array}{r} 12 \\ -1 \\ \hline \\ \hline \end{array}$	$\begin{array}{r} 12 \\ -10 \\ \hline \\ \hline \end{array}$	$\begin{array}{r} 12 \\ -11 \\ \hline \\ \hline \end{array}$
$\begin{array}{r} 12 \\ -7 \\ \hline \\ \hline \end{array}$	$\begin{array}{r} 12 \\ -9 \\ \hline \\ \hline \end{array}$	$\begin{array}{r} 12 \\ -12 \\ \hline \\ \hline \end{array}$	$\begin{array}{r} 12 \\ -3 \\ \hline \\ \hline \end{array}$	$\begin{array}{r} 12 \\ -5 \\ \hline \\ \hline \end{array}$




1	13	5	10
9	12	2	15
6	4	11	7
0	8	14	3

$\begin{array}{r} 12 \\ -11 \\ \hline \\ \hline \end{array}$	$\begin{array}{r} 12 \\ -9 \\ \hline \\ \hline \end{array}$	$\begin{array}{r} 12 \\ -12 \\ \hline \\ \hline \end{array}$	$\begin{array}{r} 12 \\ -8 \\ \hline \\ \hline \end{array}$	$\begin{array}{r} 12 \\ -2 \\ \hline \\ \hline \end{array}$
$\begin{array}{r} 12 \\ -6 \\ \hline \\ \hline \end{array}$	$\begin{array}{r} 12 \\ -10 \\ \hline \\ \hline \end{array}$	$\begin{array}{r} 12 \\ -7 \\ \hline \\ \hline \end{array}$	$\begin{array}{r} 12 \\ -0 \\ \hline \\ \hline \end{array}$	$\begin{array}{r} 12 \\ -3 \\ \hline \\ \hline \end{array}$



12	2	15	4
10	14	1	8
13	3	5	9
7	6	11	0

$\begin{array}{r} 12 \\ -2 \\ \hline \\ \hline \end{array}$	$\begin{array}{r} 12 \\ -8 \\ \hline \\ \hline \end{array}$	$\begin{array}{r} 12 \\ -12 \\ \hline \\ \hline \end{array}$	$\begin{array}{r} 12 \\ -1 \\ \hline \\ \hline \end{array}$	$\begin{array}{r} 12 \\ -7 \\ \hline \\ \hline \end{array}$
$\begin{array}{r} 12 \\ -11 \\ \hline \\ \hline \end{array}$	$\begin{array}{r} 12 \\ -5 \\ \hline \\ \hline \end{array}$	$\begin{array}{r} 12 \\ -0 \\ \hline \\ \hline \end{array}$	$\begin{array}{r} 12 \\ -9 \\ \hline \\ \hline \end{array}$	$\begin{array}{r} 12 \\ -4 \\ \hline \\ \hline \end{array}$



0	9	14	5
12	8	7	1
3	13	2	15
6	11	4	10

Name: \_\_\_\_\_

Make a poster to show how you can be a good citizen.