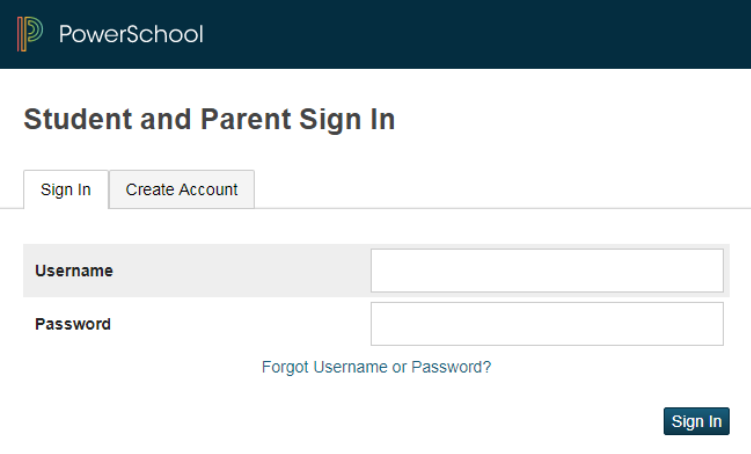
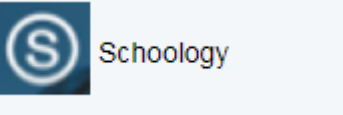
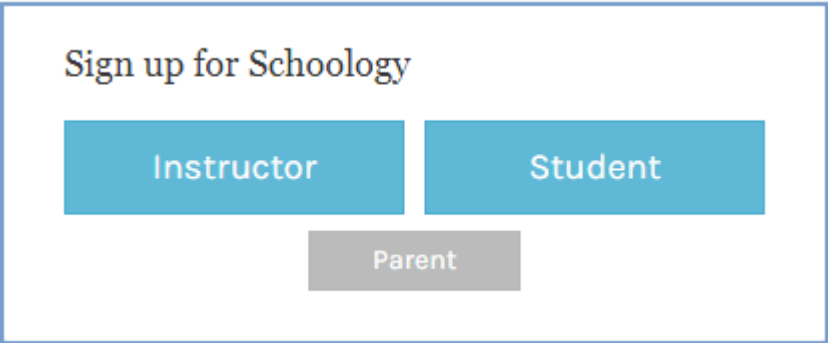


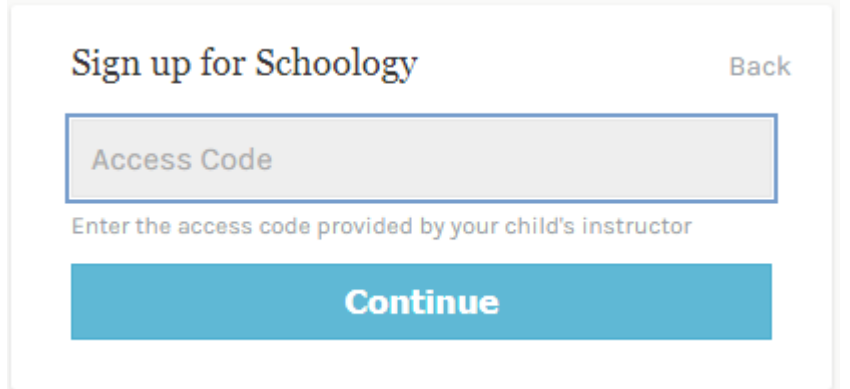
Parents: Register to View Your Child's Activity

New User - Sign up for a Schoology Account	
<p>1. Login to PowerSchool Parent Access Portal</p>	 <p>PowerSchool page opens with students information</p>
<p>2. Navigate to the left navigation</p>	<p>Select SCHOLOGY Icon>Copy Schoology Student Parent Access Code</p> 
<p>3. To Register</p>	<p>Click to follow the web link https://app.schoology.com/register.php >Sign up for a Schoology page opens</p> <p>Note: If you have problems launching this link, Copy and Paste the link into you Browser, Hit Enter.</p>
<p>4. Click PARENT button</p>	

Parents: Register to View Your Child's Activity

New User - Sign up for a Schoolology Account

5. Paste Access Code



Sign up for Schoolology [Back](#)

Access Code

Enter the access code provided by your child's instructor

Continue

Click CONTINUE button

Schoolology welcome page opens! Follow setup prompts.