


Name _____

2nd Grade Homework

September 30–October 4, 2024



Monday

- Reading- Practice reading "Baby Bears" to an adult.
- Spelling- Do the attached worksheet page 1.
- English- Do the attached worksheet page 1.
- Math- Do the attached worksheet page 1.

Tuesday

- Reading- Practice reading "Baby Bears" to an adult.
- Spelling- Do the attached worksheet page 2.
- English- Do the attached worksheet page 2.
- Math- Do the attached worksheet page 2.

Wednesday


- Reading- Practice reading "Baby Bears" to an adult.
Answer the comprehension questions with complete sentences.
- Spelling- Do the attached worksheet page 3.
- English- Do the attached worksheet page 3.
- Math- Do the attached worksheet page 3.

The Weekly Bulletin

September 30-October 4, 2024

Week 8

Subject	Unit		Test
Reading	2.2	"Baby Bears"	Thursday
English	2.2	singular and plural nouns	Thursday
Spelling	2.2	short u, long u: u_e	Thursday
Math		+/- Timed Test	Wednesday
	Topic 6	Fluently Subtract within 100	Wednesday, October 2
Social Studies		Australia	Wednesday, October 9
Religion		Lessons 6 and 7	Wednesday





Spelling Words

mule
fuse
plum
use
dug
cub
hum
cute
must
fun
rope
nose
look
yes
their



Language Arts Study Guide

Lesson 2.2
"Baby Bears"

Comprehension Skills

- main topic and key details
- homographs
- diagrams and labels
- text evidence and features
- make inferences

Phonics

long and short u

Grammar

singular and plural nouns



High Frequency Words

change
cheer
fall
five
look
open
should
their
won
yes



Reading Vocabulary

adult- a person who is fully grown

alive- having life; living

covered- put over or on top of

fur- the hair on an animal

giant- very large

groom- to make clean and neat

mammal- a type of animal with fur that gives milk

offspring- the young of an animal

Name _____

Australia Study Guide

1. Be able to find and label Australia on the world map.
2. Know the oceans that surround Australia.
Indian Ocean is to the **west**.
Pacific Ocean is to the **east**.
3. Be familiar with some of the animals of Australia.
Ex. koala, kookaburra, kangaroo, echidna, platypus, dingo



Facts to Remember

1. Australia is the **smallest** continent.
2. Australia is divided into **six states**.
3. **Sydney** is the largest and oldest city in Australia.
4. The **Sydney Opera House** has a roof shaped like **sails** of sailboats.
5. **English** is the official language of Australia.
6. Most people live along the **edges** of the island of Australia.
7. The large **center** of Australia is called the **outback**. **Not many people** live there.
8. There are huge cattle and sheep **ranches** called **stations** in the outback.
9. **Uluru (also known as Ayers Rock)** is the **biggest rock** in the world. It is located in the outback.
10. A **coral reef** is made of sea animals. It is a home to fish.
11. The **Great Barrier Reef** is the **largest coral reef** in the world. It is on the eastern side of Australia in the **Pacific** Ocean.
12. **Aborigines** are the earliest Australian settlers.
13. A person from Australia is called an **Aussie**.
14. A **boomerang** is a tool invented by aborigines. It can be used for hunting, digging, or making fires.
15. Australia is called "**The Land Down Under**" because it is completely south of the equator.

2nd Grade Religion Study Guide for Test Lesson 6 & 7 Test on Wednesday, October 2nd

1. **Liturgy** is the official public prayer of the Church.
2. **Grace** is God's life and love in us.
3. **Sacramentals** are blessings, actions, and objects that help us respond to God's grace received in the sacraments.
4. The **Church** is also called the Body of Christ.
5. The whole Church celebrates the **sacraments**.
6. God the **Holy Spirit** makes the Church holy.
7. **Sacraments** are 7 rites Jesus gave us to unite us to the love of the Blessed Trinity.
8. **Jesus Christ** is the head of his Body, the Church.
9. What are some sacramentals that help you pray? (Crucifix, a special blessing from a priest, blessing yourself with holy water)
10. **Saints** are members of the Church who led holy lives and are happy with God forever in heaven.
11. **Devotion** is a form of personal or communal prayer.
12. **Blessing** is a sign of God's favor or a prayer asking God to make someone or something holy.
13. The Church praises and thanks God at **Mass**.
14. We call Sunday the **Lord's** Day.
15. The Church celebrates special **seasons** throughout the year.

16. **Saints** are people who once led holy lives and show us how to follow Jesus.

17. The **Eucharist** is at the center of the Church's liturgy.

18. The Church's greatest **celebration** is the Mass.

19. The **Paschal Mystery** is Jesus' suffering, Death, Resurrection from the dead and Ascension into heaven.

20. **The Mass** is the most important liturgy.

Name: _____

Date: _____

Lesson 2.2

Word Unscramble

Unscramble the words by writing the letters in the correct order in the space provided.

- 1) gdu _____
- 2) buc _____
- 3) efus _____
- 4) seu _____
- 5) hmu _____
- 6) umpl _____
- 7) etcu _____
- 8) stmu _____
- 9) lemu _____
- 10) nfu _____
- 11) rpeo _____
- 12) esno _____
- 13) oklo _____
- 14) sye _____
- 15) irthe _____

Name: _____

Plural Nouns

A noun that names only one thing is a **singular noun**.

examples: book, dish

A noun that names more than one thing is a **plural noun**.

examples: books, dishes

Most singular nouns can be made plural by just adding an **s** to the end.

Nouns ending in **x, z, s, sh** and **ch** form the plural by adding an **es** to the end.



Singular: I have a colorful dish.



Plural: I have lots of colorful dishes.

Add an s or es at the end of each word to form the plural.

1. flower _____

2. tool _____

3. box _____

4. tree _____

5. flash _____

6. church _____

7. lunch _____

8. apple _____

9. peach _____

10. truck _____

11. waltz _____

12. crash _____

13. blanket _____

14. tax _____

15. dog _____

16. egg _____

17. car _____

18. beach _____

19. wish _____

20. cloud _____



HW

Name _____

More 2-Digit Subtraction

Step 1
Can you subtract the ones?

tens	ones
8	2
- 4	6

Step 2
Regroup if you need to.
Subtract the ones.

tens	ones
7	12
8	2
- 4	6
	6

Step 3
Subtract the tens.
Write how many.

tens	ones
7	12
8	2
- 4	6
3	6

Subtract. Regroup if you need to.

1.

tens	ones
7	5
- 1	4
6	1

2.

tens	ones
2	12
3	2
- 2	3

3.

tens	ones
5	9
- 4	2

4.

tens	ones
5	4
- 3	9

5.

tens	ones
4	9
- 2	5

6.

tens	ones
2	2
- 1	6

7.

tens	ones
6	4
- 5	5

8.

tens	ones
3	3
- 1	8

9.

tens	ones
2	6
- 1	9

10.

tens	ones
3	2
- 1	2

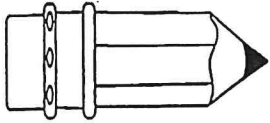
11.

tens	ones
9	9
- 2	6

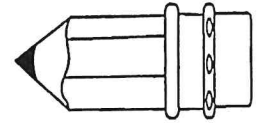
12.

tens	ones
8	1
- 2	4

Name _____



Spelling Homework



Write your words three times each.

1. _____
2. _____
3. _____
4. _____
5. _____
6. _____
7. _____
8. _____
9. _____
10. _____
11. _____
12. _____
13. _____
14. _____
15. _____

Name _____

Writing Plural Nouns

- To form the plural of nouns ending in a **consonant** and y, Change the y to i and add -es.

berry → berries

- To form the plural of nouns ending in a **vowel** and y, just add -s.

day → days

Write the plural form of each noun on the lines.

1. story _____

2. boy _____

3. fairy _____

4. berry _____

5. day _____

6. monkey _____

7. tray _____

8. candy _____

9. key _____

10. fly _____

Rewrite the problem.

1. $56-17$

tens	ones
<input type="text"/>	<input type="text"/>
-	
<input type="text"/>	<input type="text"/>

2. $53-22$

tens	ones
<input type="text"/>	<input type="text"/>
-	
<input type="text"/>	<input type="text"/>

3. $67-22$

tens	ones
<input type="text"/>	<input type="text"/>
-	
<input type="text"/>	<input type="text"/>

4. $81-64$

tens	ones
<input type="text"/>	<input type="text"/>
-	
<input type="text"/>	<input type="text"/>

5. $61-28$

tens	ones
<input type="text"/>	<input type="text"/>
-	
<input type="text"/>	<input type="text"/>

6. $44-26$

tens	ones
<input type="text"/>	<input type="text"/>
-	
<input type="text"/>	<input type="text"/>

7. $73-25$

tens	ones
<input type="text"/>	<input type="text"/>
-	
<input type="text"/>	<input type="text"/>

8. $61-28$

tens	ones
<input type="text"/>	<input type="text"/>
-	
<input type="text"/>	<input type="text"/>

9. $43-25$

tens	ones
<input type="text"/>	<input type="text"/>
-	
<input type="text"/>	<input type="text"/>

Name: _____

#: _____

Spelling Practice Test

Have someone call out your spelling words and take a spelling practice test. Go back and correct any mistakes.

1. _____

2. _____

3. _____

4. _____

5. _____

6. _____

7. _____

8. _____

9. _____

10. _____

11. _____

12. _____

13. _____

14. _____

15. _____

Name _____

Plural Nouns pages 48-51

- To form the plural of most nouns ending in *s*, *x*, *ch*, or *sh*, add *es*.
- To form the plural of nouns ending with a consonant and *y*, change the *y* to *i* and add *es*.

EXAMPLES: bush — bushes berry — berries

A. Write the correct form of each noun on the chart below.

Singular	Plural	Singular	Plural
1. wish	_____	9. _____	cities
2. dress	_____	10. _____	branches
3. lunch	_____	11. _____	taxes
4. glass	_____	12. _____	puppies
5. bakery	_____	13. _____	bodies
6. baby	_____	14. _____	stitches
7. lady	_____	15. _____	classes
8. rash	_____	16. _____	cherries

B. Choose two singular nouns and two plural nouns from the list. Use them in sentences.

17. _____

18. _____

19. _____

20. _____

Name _____

Date _____

$$\begin{array}{r} 6 \ 10 \\ 70 \\ - 47 \\ \hline \end{array}$$

$$\begin{array}{r} 92 \\ - 18 \\ \hline \end{array}$$

$$\begin{array}{r} 63 \\ - 16 \\ \hline \end{array}$$

$$\begin{array}{r} 61 \\ - 44 \\ \hline \end{array}$$

$$\begin{array}{r} 72 \\ - 25 \\ \hline \end{array}$$

$$\begin{array}{r} 80 \\ - 61 \\ \hline \end{array}$$

$$\begin{array}{r} 97 \\ - 38 \\ \hline \end{array}$$

$$\begin{array}{r} 90 \\ - 21 \\ \hline \end{array}$$

$$\begin{array}{r} 71 \\ - 37 \\ \hline \end{array}$$

$$\begin{array}{r} 64 \\ - 18 \\ \hline \end{array}$$

$$\begin{array}{r} 95 \\ - 18 \\ \hline \end{array}$$

$$\begin{array}{r} 60 \\ - 45 \\ \hline \end{array}$$

$$\begin{array}{r} 50 \\ - 27 \\ \hline \end{array}$$

$$\begin{array}{r} 82 \\ - 48 \\ \hline \end{array}$$

$$\begin{array}{r} 94 \\ - 35 \\ \hline \end{array}$$

$$\begin{array}{r} 74 \\ - 29 \\ \hline \end{array}$$

$$\begin{array}{r} 81 \\ - 17 \\ \hline \end{array}$$

$$\begin{array}{r} 83 \\ - 38 \\ \hline \end{array}$$

$$\begin{array}{r} 85 \\ - 26 \\ \hline \end{array}$$

$$\begin{array}{r} 40 \\ - 24 \\ \hline \end{array}$$

Name _____

Reading Comprehension
Lesson 2.2
Homework

Answer the questions in a complete sentence.

1. What is the topic of the section "Kinds of Bears"?

2. How do mother bears feed their babies?

3. How long do cubs stay with their mothers?

4. How do bears survive the winter?

5. Why shouldn't a cub play with a skunk?
