ORANGE UNIFIED SCHOOL DISTRICT

Measure S Bond Program

August 2024 Monthly Progress Report

PERIOD COVERED:
August 1-31, 2024

FISCAL YEAR
FY 2024-2025

PROGRESS REPORT NO.
PR-086-2024-086

PREPARED BY:
CUMMING GROUP
BUILDING VALUE THROUGH EXPERTISE

TABLE OF CONTENTS

1.0 Executive Summary

1.1 Program Summary

1.2 Program Highlights/Key Milestones

1.3 Look Ahead (next 90 days)

2.0 Project Status Report

PHASE 1:

Canyon HS – Science Center
El Modena HS – Science Center
Orange HS – Utility Infrastructure (Increment # 1)
Orange HS – Science Center (Increment # 2)
Villa Park HS – Interim Housing & Science Center

PHASE 2:

Canyon HS - Modernization
El Modena HS - Modernization
Orange HS - New Building & Modernization
Villa Park HS - New Building & Modernization

3.0 Financial Report

3.1 Project Cost Estimate

- Summary with Quarterly totals
- Budget vs Actuals with Vendor details per High School

3.2 Cash Flow Projections

4.0 Program Schedule Summary

4.1 Phase I Schedule Summary

4.2 Phase II Schedule Summary

1.0 EXECUTIVE SUMMARY

1.1 Program Summary

Division of State Architects (DSA) approval to establish Phase 1 design criteria completed as follows:

- (Completed) February 7, 2018 - Villa Park HS Interim Housing (DSA Application #04-116788)
- (Completed) March 1, 2018 - Orange HS Increment #1 (Infrastructure Upgrades, Move Relocatable Buildings, Bus Drop-Off, Restroom Renovation Project) (04-116673.1)
- (Completed) April 10, 2018 - Orange HS Increment # 1 (Satellite Kitchen) (04-116673.2)
- (Completed) July 12, 2018 - Orange HS Science Center (Increment # 2) (04-116859)
- (Completed) August 16, 2018 - Villa Park HS Science Center (04-117022)
- (Completed) November 6, 2018 - El Modena HS Science Center (04-117098)
- (Completed) January 31, 2019 - Canyon HS Science Center (04-117300)
- (Completed) May 2, 2019 - Canyon HS Interim Modular Kitchen (04-118418)
- (Completed) June 25, 2019 - Orange HS Custom Tensile Fabric Shade Structures (04-118351)
- (Completed) October 24, 2019 - Villa Park HS New Parking and Drop Off (04-118521).
- (Completed) September 22, 2020 - El Modena HS Phase 1 Quad (04-119124)

Phase 1 construction started (NTP) / *Completed* (NOC) / DSA completed, as follows:

- Construction Start - June 15, 2018 – Orange HS Site Infrastructure (Increment #1) (04-116673)
  - (DSA Completed) September 4, 2019 – Orange HS Site Infrastructure (Increment #1) (04-116673)
- Construction Start January 7, 2019 – Villa Park HS (Int Housing and Science Center) (04-117022)
  - (DSA Completed) March 17, 2022 – Interim Housing (04-116788)
  - (DSA Completed) March 21, 2022 – Parking Lot Drop-Off (04-118521)
  - (DSA Completed) May 31, 2024 – Villa Park HS Science Center (04-117022)
- Construction Start February 18, 2019 – Orange HS Science Center (Increment #2) (04-116859)
  - (DSA Completed) April 8, 2020 – Custom Tensile Fabric Shade Structure (04-118351)
  - (DSA Completed) August 11, 2021 – Orange HS Science Center (Increment #2) (04-116859)
- Construction Start April 2, 2019 – El Modena HS Science Center (04-117098)
  - (DSA Completed) September 26, 2023 – El Modena HS Science Center (04-117098)
- Construction Start June 12, 2019 – Canyon HS Interim Housing & Science Center (04-117300)
  - (DSA Completed) August 7, 2020 – Interim Modular Kitchen (04-118418)
  - (*Completed*) January 20, 2023 – Canyon HS Science Center (04-117098)

Division of State Architects (DSA) approval to establish Phase 2 design criteria as follows:

- (Completed) September 10, 2021 – Villa Park HS Phase 2 (04-119694)
- (Completed) May 6, 2022 – El Modena HS Phase 2 (04-120032)

- (Completed) September 22, 2020 – El Modena HS Phase 2 Quad (04-119124)
- (Completed) May 6, 2022 – El Modena HS Phase 2 Temp Modular Classrooms (04-121911)
- (Completed) January 25, 2022 – Orange HS Phase 2 (04-120151)
- (Completed) June 29, 2023 – Orange HS Phase 2 Temp. Modular Classrooms (04-122031)
- (Completed) January 14, 2022 – Canyon HS Phase 2 (04-120410)

Phase 2 construction started (NTP) / *Completed* (NOC) / DSA completed, as follows:

- Construction Start - September 23, 2021 – Orange HS Bldg. 300 Admin Swing Space (S2122-001C)
  - (*Completed*) March 1, 2022 – Orange HS Bldg. 300 Admin Swing Space (S2122-001C)
- Construction Start November 3, 2022 – Villa Park HS (S2223-001)(New Classroom Building & Building 100/200 Modernization) (04-119694)
- Construction Start December 23, 2022 – Orange HS (S2223-004C) (Interim Modular Housing (four) Classrooms (04-122031)
  - (*Completed*) March 17, 2023
- Construction Start January 3, 2023 – Orange HS (S2223-002)(2-Story Classroom & Student Services Building) (04-120151)
  - *Substantially Complete 8/05/2024*
- Construction Start March 3, 2023 – El Modena HS (S2223-003)(Campus Modernization) (04-120032)
  - (Phase 1 - Completed) April 1, 2024
- Construction Start March 3, 2023 – El Modena HS (S2223-003)(Quad Alterations to Courtyard) (04-119124)
  - *Substantially Complete 12/27/2023*
- Construction Start June 12, 2023 – El Modena HS (S2223-006)(Site Work for the Interim Modular Housing (eight) Classrooms) (04-121926)
  - (*Completed*) January 30, 2024
- Construction Start June 12, 2023 – Canyon HS (S2223-005)(Building C Modernization) (04-120410)
  - *Substantially Complete 8/16/2024*

1.2 Program Highlights/Key Milestones

California Environmental Quality Act (CEQA) Compliance ACHIEVED on Phase 1 (as required by law):

- Villa Park HS Science Center – Notice of Exemption (Board approved on 9/20/18).
- Canyon HS Science Center – Notice of Exemption (Board approved on 7/26/18).
- Orange HS Science Center – Notice of Exemption (Board approved on 3/8/18).
- El Modena HS Science Center – Notice of Exemption (Board approved on 3/8/18).

California Environmental Quality Act (CEQA) Compliance ACHIEVED on Phase 2 (as required by law):

- Orange HS Phase 2 – Based on CEQA review, no new Notice of Exemption needed.
- Villa Park HS Phase 2 – Notice of Exemption (Board approved on 4/14/22).

- Canyon HS Phase 2 – Notice of Exemption (Board approved on 5/5/22).
- El Modena HS Phase 2 – Notice of Exemption (Board approved on 5/5/22).

Program Wide Cash Flow Projection / Bond Issuance

- The last Citizen's Oversight Committee meeting was held on 8/28/24, at El Modena HS, science classroom 906. Isela Vazquez gave a full Measure S update presentation. There were questions and discussions regarding the remaining portable modulars, restrooms, change order percentage, and campus security. Next meeting scheduled is on October 23rd, to be held at Orange HS.

- As of August 31, 2024, the overall project budgets were reviewed with the CM team, program management, and District executives, and revised for Phase 2 changes, as approved by the Senior executive for facilities and planning.

Project Achievements:

- As of 8/31/24, processed PCL payment application # 18 (July) reflecting 98% paid overall completion, reflecting 604 calendar days elapsed.

- As of 8/31/24, processed PINNER payment application # 19 (July) reflecting 86% paid overall completion, reflecting 636 calendar days elapsed.

- As of 8/31/24, processed BERNARDS payment application # 16 (July) reflecting 59% paid overall completion, reflecting 516 calendar days elapsed.

- As of 8/31/24, processed PCN3 payment application # 14 (July) reflecting 99% paid overall completion, reflecting 415 calendar days elapsed.

1.3 Look Ahead (next 90 days)

Board of Education agenda items recommended (September 12th)

1. Recommend Board approval to move forward with this request for **Amendment # 2**, requiring **LPA** provide a survey, see proposal (dated 3/27/2024), in the amount of **$8,833.40**, for an additional ground and utility survey that will be needed to furnish to the Southern California Electric utility company, for placement of a new transformer to upgrade electrical service at **Villa Park HS** (see attached). The revised cumulative total amount of the Agreement, for additional services, reimbursables and contingency as outlined in this **Amendment # 2**, shall increase from a not-to-exceed of $2,026,852.50 to $2,035,685.90.

2. Recommend Board approval of the following **Change Order No. 06**, for **PINNER CONSTRUCTION CO. Inc**, which lists a general descriptive summary of work for five (5) potential change orders to adjust designs to field conditions, the change to the contract value, and its impact to the contract timeline.

Change Order No. 06: $32,631.97 – 0 days additional contract time. The total value of the original contract, including Change Order No. 06, will increase from $27,116,985.51 to $27,149,617.48 (**1.84%**)

3. Recommend Board approval of the following **Change Order No. 08**, for **PCL CONSTRUCTION SERVICES, Inc.**, which lists a general descriptive summary of work for nine (9) potential change orders to adjust designs to field conditions, the change to the contract value, and its impact to the contract timeline. **Change Order No. 08: $61,632.38 – 0 days** additional contract time. The total value of the original contract, including Change Order No. 08, will increase from $20,253,228.05 to $20,314,590.43 (**3.17%**)

4. Recommend Board approval of the following **Change Order No. 11**, for **BERNARD BROS, Inc.**, which lists a general descriptive summary of work for six (6) potential change orders to adjust designs to field conditions, the change to the contract value, and its impact to the contract timeline. Change **Order No. 11: $88,876.00 – 0 days** additional contract time. The total value of the original contract, including Change Order No. 11, will increase from $25,115,036.31 to $25,203,912.31 (**3.32%**)

Program Wide

- Canyon HS Science Center – Working on the DSA 310-P Notification of Requirement for Certification for Construction of 1-Science Classroom Building, 1-Multi-purpose Building H, 1-Kitchen, and 1-Parking Lot (04-117300) status, the FTN for CCD 140-032 (A), to re-orient the front office H/C accessible desk, was completed. The IOR contacted the DSA Field Inspector to close out this FTN item. The Architect re-submitted the DSA 302 Completion Request for re-examination of the project for close-out (as outlined in Procedure PR 13-02), pursuant to the DSA certificate of compliance. Spoke to the DSA Compliance Officer to satisfy some final corrections on the Project Inspectors form.

- Canyon HS Phase II – PCN3 has established substantial completion on August 16, 2024. The remaining work listed on their approved "Waiver Request", change orders outstanding, and final punch list items, is being coordinated with the construction manager on-site. The board approval for notice of completion is being prepared for the October Board meeting.

- El Modena HS Phase II – Bernard Bros is continuing with drywall rough-in , preparing storefront for the glazing materials delivery next week, adding structural steel members to 1st and 2nd levels, plaster soffit continues, building 400 drywall and plaster of new walls, installing mechanical systems on level 2 (slowed due to change order pricing on rev.2 ver.2 changes), concrete for the bridges next week, waterproofing the elevator pit walls, slurry around electrical conduits, backfill and compact the areas on site, elevator on site by 8/19, and off-site elevators assembly nearing completion.

- Orange HS Phase II – PCL Construction continues with the remaining work listed on their approved "Waiver Request", change orders outstanding, and final punch list items, is being coordinated with the construction manager on-site. The board approval for notice of completion is being prepared for the October Board meeting.

- Orange HS Phase II – preparing the Notice of Completion to finalize the work and final filing process for the new 2-story classroom and student service building and new Panther Pavilion, once established and reviewed by the District, will be submitted to the Board of Education for approval.

- Orange HS Phase II – Move Manager is coordinating with the FF&E Manager to coordinate the delivery and setup of the District purchased administrative furniture, and the boxes from the administrators and teachers, into the administrative space in the new building.

- Villa Park HS Phase II – Pinner continues with bldg. 100/200 elevator tower (elevator received), all interior painting on 1st floor finished and 2nd floor is (95%), for bldg. 500: 1st floor t-bar ceiling grid and tiles being set, hollow metal doors installed, concrete floors polished, Extron system being installed, counter tops in one week, finalizing the main feeders termination in the IDF room, thermostats placed and being programmed, installing aluminum guard rails, storefront window walls East side complete and west side installs finalizing, parking lot paving and striping complete and finishing light pole installs and checking electric circuit, and skylight change to Solatubes under DSA deferred submittal, not yet approved.

- Villa Park HS Phase II – The architect is preparing the DSA 140 Construction Change Document (CCD) for submission to include a full exterior fence around the school site for single point of entry, second floor exterior lights added for pathway, concrete walkway replacement, and renovate a new attendance receiving window. LPA to submit. District to decide the method of construction.

2.0 PROJECT STATUS REPORT (PHASE 1)

Orange High School Science Center

CANYON HIGH SCHOOL

CANYON HS SCIENCE CENTER

✓ 12 Laboratory Rooms ✓ 12 General Classrooms ✓ Student Services ✓ New Food Services ✓ New Kitchen	✓ New Multi-Purpose Room Entry ✓ Parking Lot Improvements ✓ Infrastructure Upgrade and Improvements ✓ Landscape Improvements

Project Update (Close Out):

Canyon HS Science Center
Canyon HS Interim Kitchen and Site Improvements
NOC: *1/19/2023 (B/A) and 1/20/2023 (Recorded).*
DSA Certification of Compliance (04-118418): *08/07/2020*

NOC: *1/19/2023 (B/A) and 1/20/2023 (Recorded).*
DSA Certification of Compliance (04-117300): Pending

- As of 8/31/24, on the DSA 310-P Notification of Requirement for Certification for Construction of 1-Science Classroom Building, 1-Multi-purpose Building H, 1-Kitchen, and 1-Parking Lot (04-117300) status, the FTN for CCD 140-032 (A), to re-orient the front office H/C accessible desk, was completed. the IOR and Architect submitted their final paperwork. The architect submitted the DSA 302 Completion Request for re-examination of the project for close-out (as outlined in Procedure PR 13-02), pursuant to the DSA certificate of compliance. Spoke to the DSA Compliance Officer to satisfy some final corrections on the Project Inspectors form.

See Construction Photo's below:

Left to right: Aerial shot of the completed Canyon HS STEM Center (Front of campus, Imperial Hwy view), site of the removed temporary kitchen modular unit.

EL MODENA HS SCIENCE CENTER

✓ 12 Laboratory Rooms ✓ 1 General Classrooms ✓ 2 Medically Fragile Classrooms	✓ Relocation of Campus MDF ✓ Technology & Utility Upgrade ✓ Landscape Improvements

Project Update (Completed):

El Modena HS Science Center

NOC: *1/19/2022 (B/A) and 1/20/2023 (Recorded).*

DSA Certification of Compliance (04-117098): *09/26/2023*

See Completion Photo below:

El Modena HS – Science Center STEM Building
(Main entrance, facing campus)

Orange High School

"ONCE A PANTHER, ALWAYS A PANTHER"

ORANGE HS SCIENCE CENTER

✓ 12 Laboratory Rooms ✓ 1 General Classrooms	✓ New Panther Pavilion Plaza ✓ 2 Medically Fragile Classrooms

Project Update Increment # 2 – Science Center (Completed):

Orange HS Increment #1 Site Improvements
NOC: *7/25/2019 (B/A) and 8/2/2019 (Recorded)*
DSA Certification of Compliance (04-116673): 9/4/2019

Orange HS Shade Structure
***NOC:* 6/24/2021 (B/A) and 7/26/2021 (Recorded)**
DSA Certification of Compliance (04-118351): *4/08/2020*

Orange HS Increment #2 STEM Science Building
***NOC*:** 6/24/2021 (B/A) and 7/26/2021 (Recorded)
DSA Certification of Compliance (04-116859): *8/11/2021*

See Completion Photo below:

Orange HS – Science Center STEM Building
(Dusk with lights)

VILLA PARK HIGH SCHOOL
SCHOOL OF EXCELLENCE

VILLA PARK HS SCIENCE CENTER

- ✓ 12 Laboratory Rooms
- ✓ 2 General Classrooms
- ✓ 2 Medically Fragile Classrooms
- ✓ Demolish existing building 300
- ✓ Install 10 New Portable Buildings

Project Update (Close Out):

Villa Park HS Parking Drop-Off and Site Improvements
NOC: *1/19/2022 (B/A) and 1/20/2023 (Recorded).*
DSA Certification of Compliance (04-118521): *3/01/2022*

Villa Park HS Interim Housing and Science Center
NOC: *1/19/2022 (B/A) and 1/20/2023 (Recorded).*
DSA Certification of Compliance (04-117022): 5/31/2024

See Completion Photo below:

Villa Park HS – Science Center STEM Building
(The new Biofiltration area in the foreground next to building)

2.0 PROJECT STATUS REPORT (PHASE 2)

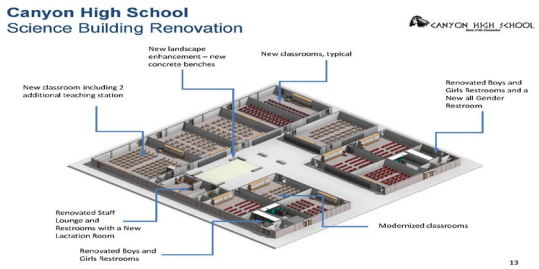

CANYON HIGH SCHOOL

CANYON HS BUILDING MODERNIZATION

- ✓ 10 Renovated Classrooms
- ✓ 2 Living Skills Classrooms
- ✓ Renovate Staff Lounge
- ✓ Renovated Restrooms
- ✓ New All Gender Restroom
- ✓ New Landscape
- ✓ 100 Addition Parking Stalls
- ✓ 17 Portable classrooms removed
- ✓ Site improvements

Project Update (Close Out):

- As of 8/31/24, PCN3 has established substantial completion on August 16, 2024. The remaining work listed on their approved "Waiver Request", change orders outstanding, and final punch list items, is being coordinated with the construction manager on-site. The board approval for notice of completion is being prepared for the October Board meeting.
- On 8/16/24, the **substantial completion date was approved** by the District.
- As of 8/31/24, processed PCN3 payment application # 14 (July) reflecting 99% paid overall completion, reflecting 415 calendar days elapsed.

Construction Photo's:



Left to right: general classroom modernization, portable modulars demolished and site cleared, new lockers installed, new washer dryer, and new refrigerator/freezer, and new concrete poured interior courtyard restroom entrance.

EL MODENA HS BUILDING MODERNIZATION

- ✓ All Classrooms Renovated
- ✓ 800 Building for Career Technical Education
- ✓ 2 New Elevators
- ✓ Expand Administration Building
- ✓ Enhanced Student Quad
- ✓ Technology & Utility Upgrade
- ✓ Accessibility Upgrades
- ✓ Secure entire campus

Project Update (Construction):

>>>El Modena HS (S2223-006) Site Work for Interim Housing (PH2) – **Completed**

>>>El Modena HS (S2223-003) Quad Site Alterations (PH2) – **Substantially Completed**

- As of 8/31/24, Bernard Bros continuing drywall rough-in , preparing storefront for the glazing materials delivery next week, adding structural steel members to 1st and 2nd levels, plaster soffit continues, building 400 drywall and plaster of new walls, installing mechanical systems on level 2 (slowed due to change order pricing on rev.2 ver.2 changes), concrete for the bridges next week, waterproofing the elevator pit walls, slurry around electrical conduits, backfill and compact the areas on site, elevator on site by 8/19, and off-site elevators assembly nearing completion.

- On 8/15/24, Board approved **Change Order No. 10**, for **BERNARD BROS, Inc.**, which lists a general descriptive summary of work for four (4) potential change orders to adjust designs to field conditions, the change to the contract value, and its impact to the contract timeline. **Change Order No. 10: $100,833.02 – 0 days additional contract time**. The total value of the original contract, including Change Order No. 10, will increase from $25,014,203.29 to $25,115,036.31 (**2.96%**).

- On 8/15/24, Board approved of **ENCORP** for their proposal dated 6/21/2024 revision (see attached), in the amount of **$35,485.00**, for the remaining survey, investigation, and monitoring services for buildings 200 & 300 (Phase 3 portion), including the final Admin (Phase 4 portion), of the **El Modena HS Campus Modernization** project.

- As of 8/31/24, Cordoba reviewing Bernard's Time Impact Analysis (TIA # 02), along with the discussion on the possible removal of Phase 4 scope with PMO and District for review and approval to move forward.

- As of 8/31/24, processed BERNARDS payment application # 16 (July) reflecting 59% paid overall completion, reflecting 516 calendar days elapsed.

Construction Photo's:

From Left to right: laying out the roofing duct work, interior wall and ceiling repair, underground plumbing being set in-place, exterior bridge between building 400 & 500.

ORANGE HS NEWCLASSROOM & STUDENT SERVICES

- ✓ New 2-Story Student Service/Admin/Classroom Building
- ✓ Enhanced School Entrance (off Schaffer Avenue)
- ✓ 6 New General Classrooms
- ✓ New Panther Pavilion Plaza
- ✓ Technology & Utility Upgrade
- ✓ Demo of Administration/Classroom Building

Project Update (Close Out):

>>>Orange HS (S2122-001C) Building 300 Administration Swing Space – **Completed**

>>>Orange HS (S2223-004C) Temp Modular Classroom Power – **Completed**

- As of 8/31/24, PCL Construction has established substantial completion on August 5, 2024. The remaining work listed on their approved "Waiver Request", change orders outstanding, and final punch list items, is being coordinated with the construction manager on-site. The board approval for notice of completion is being prepared for the October Board meeting.
- On 8/5/24, the **substantial completion date was approved** by the District.
- As of 8/31/24, processed PCL payment application # 18 (July) reflecting 98% paid overall completion, reflecting 604 calendar days elapsed.

Construction Photo's:





From Left to right (top to bottom): Orange HS new administrative area entrance (facing Shaffer), front reception desk area in place, all hardscape, interior admin entry desk, main stairs, landscape and lighting in place east of the new building.

VILLA PARK HIGH SCHOOL
SCHOOL OF EXCELLENCE

VILLA PARK HS NEW BUILDING & MODERNIZATION

✓ New 2-Story Classroom Building	✓ Demolish existing building 500
✓ 18 New General Classrooms	✓ New Stairs and Elevator
✓ New Staff Lounge & Meeting room	✓ Utility & Accessibility Upgrades
✓ New Storm Drain system	✓ New Fences/Gates to Secure campus

Project Update (Construction):

>>>Vill Park HS PH 2 (S2223-001) Storm Drain System – **Partial Occupancy**
>>>Vill Park HS PH 2 (S2223-001) Restrooms 1st & 2nd floor, (Building 100/200) – **Partial Occupancy**
>>>Vill Park HS PH 2 (S2223-001) Stair No. 2 (Building 100/200) – **Partial Occupancy**

- As of 8/31/24, Pinner continues with bldg. 100/200: elevator tower preparing for elevator to be received, pulling underground cable for fire alarm, exhaust fans in place and operational, final testing for air balance, pending some final controls, for bldg. 500: exterior vertical sunshades installed, stairs 1, 2, and 3 handrails being completed, Extron system being installed, finalizing the main feeders termination in the IDF room, thermostats placed and being programmed, internal speakers and wireless access points (WAP's) installed throughout, and west side installs finalizing, finishing light pole installs and checking electric circuit, and skylight change to Solatubes under DSA deferred submittal, not yet approved.

- On 8/15/24, Board approved **Change Order No. 05**, for **PINNER CONSTRUCTION CO. Inc**, which lists a general descriptive summary of work for one (1) potential change order to adjust designs to field conditions, the change to the contract value, and its impact to the contract timeline. **Change Order No. 05: $63,049.21 – 0 days** additional contract time. The total value of the original contract, including Change Order No. 05, will increase from $27,053,936.30 to $27,116,985.51 (**1.72%**).

- On 8/21/2024, a **Notice of Partial Occupancy** was sent to Pinner to accept the completion of Building 100/200 Stair No. 2, for school use.

- As of 8/31/24, Cordoba is still reviewing the multiple Time Impact Analysis (TIA's) that Pinner submitted.

- As of 8/31/24, processed PINNER payment application # 19 (July) reflecting 86% paid overall completion, reflecting 636 calendar days elapsed.

Construction Photo's:



From Left to right: Exterior vertical window shades in place, concrete sidewalk work outside of Bldg. 100/200, exterior benches on the 2nd floor patio area, interior classroom carpeting being installed.

3.0 FINANCIAL REPORT

3.1 PROJECT COST ESTIMATE

Measure S Bond Program

Financial Report for August 2024

QSS Data thru 8/31/2024

	Budget	Contracted to Date	Expended to Date	Quarterly Expense Jul '24 - Sep '24	% Expended
PROGRAM					
Phase 1 - HS Science Center	$166,282,650	$165,326,019	$164,965,855	$10,510	99.21%
Phase 2	$134,239,560	$102,326,260	$79,978,191	$6,773,833	59.58%
TOTAL	**$300,522,210**	**$267,652,279**	**$244,944,046**	**$6,784,343**	**81.51%**
Canyon High School					
Phase 1 - HS Science Center	$54,208,228	$54,117,651	$54,041,295	$9,892	99.69%
Phase 2	$22,298,598	$11,318,388	$10,582,045	$729,307	47.46%
TOTAL	**$76,506,826**	**$65,436,038**	**$64,623,340**	**$739,199**	**84.47%**
El Modena High School					
Phase 1 - HS Science Center	$36,135,595	$35,681,995	$35,596,121	$134	98.51%
Phase 2	$38,547,409	$31,447,735	$19,204,827	$2,532,075	49.82%
TOTAL	**$74,683,005**	**$67,129,731**	**$54,800,948**	**$2,532,209**	**73.38%**
Orange High School					
Phase 1 - HS Science Center	$42,362,654	$42,228,233	$42,224,695	$0	99.67%
Phase 2	$32,838,011	$26,294,835	$23,887,679	$1,871,054	72.74%
TOTAL	**$75,200,665**	**$68,523,069**	**$66,112,373**	**$1,871,054**	**87.91%**
Villa Park High School					
Phase 1 - HS Science Center	$33,576,173	$33,298,140	$33,103,744	$484	98.59%
Phase 2	$40,555,542	$33,265,301	$26,303,641	$1,641,397	64.86%
TOTAL	**$74,131,714**	**$66,563,441**	**$59,407,385**	**$1,641,881**	**80.14%**

	Budget	Contracted to Date	Expended to Date	Quarterly Expense Jul '24 - Sep '24	% Expended
Canyon High School					
390-9520 Canyon HS Science Center (DSA 04-117300)					
1. Design Cost					
1.01 Architect					
UNCOMMITTED	$0	$0	$0	$0	
GKKWORKS | CANNON DESIGN	$3,133,137	$3,133,137	$3,133,137	$0	100.00%
LIONAKIS	$14,058	$14,058	$14,058	$0	100.00%
	$3,147,195	**$3,147,195**	**$3,147,195**	**$0**	**100.00%**
2. Construction Cost					
2.01 Construction					
UNCOMMITTED	$0	$0	$0	$0	
SWINERTON BUILDERS	$40,915,609	$40,915,609	$40,915,609	$0	100.00%
	$40,915,610	**$40,915,609**	**$40,915,609**	**$0**	**100.00%**
2.02 OFCI & Other Construction					
UNCOMMITTED	$11,183	$0	$0	$0	
ACCO ENGINEERED SYSTEMS INC	$236,785	$236,785	$236,785	$0	100.00%
AMERICAN REPROGRAPHICS CO LLC	$0	$0	$0	$0	
ANIXTER	$5,092	$5,092	$5,092	$0	100.00%
BLUE RIBBON TROPHY	$1,323	$1,323	$1,323	$0	100.00%
CDW GOVERNMENT INC	$82,283	$82,283	$82,283	$0	100.00%
CITY OF ANAHEIM - ELECTRICAL ENGINEERING DIV	$91,340	$91,340	$91,340	$0	100.00%
CONVERGINT TECHNOLOGIES LLC	$1,345	$1,345	$1,345	$0	100.00%
DAHLBERG, KENT & AMY dba NEW DIMENSION	$104,890	$104,890	$59,958	$0	57.16%
DEVELOPMENT GROUP INC	$95,769	$95,769	$95,769	$0	100.00%
DIVERSIFIED WINDOW COVERINGS	$3,757	$3,757	$3,757	$0	100.00%
FLINN SCIENTIFIC INC	$9,067	$9,067	$9,067	$0	100.00%
INTER-PACIFIC INC	$21,372	$21,372	$21,372	$0	100.00%
IRVINE PIPE & SUPPLY	$2,504	$2,504	$2,504	$0	100.00%
KNOX COMPANY	$1,102	$1,102	$1,102	$0	100.00%
LA HABRA FENCE	$14,249	$14,249	$7,315	$0	51.34%
PAVER PLUS	$39,576	$39,576	$39,576	$0	100.00%
SIERRA SCHOOL EQUIPMENT COMPANY	$3,795	$3,795	$3,795	$0	100.00%
THOMPSON ENGINEERING	$22,792	$22,792	$22,792	$0	100.00%
TURTLE STORAGE dba AMERICAN BICYCLE CO	$7,597	$7,597	$7,597	$0	100.00%
VERNES PLUMBING	$9,780	$9,780	$9,780	$0	100.00%
VWR INTERNATIONAL LLC	$16,691	$16,691	$16,691	$0	100.00%
WW GRAINGER INC	$1,039	$1,039	$1,039	$0	100.00%
	$783,330	**$772,147**	**$720,281**	**$0**	**91.95%**

	Budget	Contracted to Date	Expended to Date	Quarterly Expense Jul '24 - Sep '24	% Expended
3. Program and Construction Management					
3.01 Program Management Fees					
UNCOMMITTED	$10,935	$0	$0	$0	
CUMMING CONSTRUCTION MGMT INC	$1,413,345	$1,413,345	$1,413,345	$0	100.00%
	$1,424,280	**$1,413,345**	**$1,413,345**	**$0**	**99.23%**
3.02 Construction Management Fees					
UNCOMMITTED	$0	$0	$0	$0	
CORDOBA CORPORATION	$87,479	$87,479	$87,479	$0	100.00%
GAFCON INC	$3,162,509	$3,162,509	$3,162,509	$0	100.00%
	$3,249,988	**$3,249,988**	**$3,249,988**	**$0**	**100.00%**
4. Construction Support Costs					
4.02 Title, Environmental, Stormwater Management					
UNCOMMITTED	$0	$0	$0	$0	
CHICAGO TITLE COMPANY	$750	$750	$750	$0	100.00%
CITY OF ANAHEIM	$2,524	$2,524	$2,524	$0	100.00%
CITY OF ANAHEIM - WATER	$3,082	$3,082	$3,082	$0	100.00%
COUNTY OF ORANGE - ENVIRONMENTAL HEALTH	$1,615	$1,615	$1,615	$0	100.00%
ENVIRONMENTAL AUDIT INC	$21,375	$21,375	$21,375	$0	100.00%
STATE WATER RESOURCES CONTROL BOARD (SWRCB)	$756	$756	$756	$0	100.00%
	$30,102	**$30,102**	**$30,102**	**$0**	**100.00%**
4.03 Commissioning					
UNCOMMITTED	$2,866	$0	$0	$0	
P2S ENGINEERING INC	$60,683	$60,683	$60,683	$0	100.00%
	$63,549	**$60,683**	**$60,683**	**$0**	**95.49%**
4.05 DSA Review Fees					
UNCOMMITTED	$0	$0	$0	$0	
DIVISION OF STATE ARCHITECT	$521,742	$521,742	$521,742	$0	100.00%
	$521,742	**$521,742**	**$521,742**	**$0**	**100.00%**
4.06 Postage, Printing & Advertising					
UNCOMMITTED	$0	$0	$0	$0	
AMERICAN REPROGRAPHICS CO LLC	$10,950	$10,950	$10,950	$0	100.00%
SOUTHERN CALIFORNIA NEWS GROUP	$2,605	$2,605	$2,605	$0	100.00%
	$13,555	**$13,555**	**$13,555**	**$0**	**100.00%**
4.07 DSA Inspection (IOR)					
UNCOMMITTED	$0	$0	$0	$0	
KNOWLAND CONSTRUCTION SERVICES	$507,572	$507,572	$491,480	$0	96.83%
	$507,572	**$507,572**	**$491,480**	**$0**	**96.83%**
4.08 DSA Construction Phase Testing (LOR)					
UNCOMMITTED	$0	$0	$0	$0	
AMERICAN ENGINEERING LABORATORIES INC	$524,019	$524,019	$524,019	$0	100.00%

	Budget	Contracted to Date	Expended to Date	Quarterly Expense Jul '24 - Sep '24	% Expended
	$524,019	**$524,019**	**$524,019**	**$0**	**100.00%**
4.09 Relocation					
UNCOMMITTED	$0	$0	$0	$0	
BELTMANN GROUP, INC	$14,169	$14,169	$14,169	$0	100.00%
NATIONAL CONSTRUCTION RENTALS	$400	$400	$400	$0	100.00%
REDBIRD FLIGHT SIMULATIONS	$3,900	$3,900	$3,900	$0	100.00%
ULINE INC	$1,284	$1,284	$1,284	$0	100.00%
	$19,753	**$19,753**	**$19,753**	**$0**	**100.00%**
4.11 Preliminary Testing (Hazmat, Topo, Geo, etc)					
UNCOMMITTED	$0	$0	$0	$0	
C BELOW SUBSURFACE IMAGING (Subsurface Investigation)	$8,445	$8,445	$8,445	$0	100.00%
CALIFORNIA GEOLOGICAL SURVEY (Geology and Seismology Review)	$3,600	$3,600	$3,600	$0	100.00%
ENVIRONMENTAL NETWORK CORPORATION	$27,583	$27,583	$27,583	$0	100.00%
HARRINGTON GEOTECHNICAL ENGINEERING INC (Geotechnical Soils Investigation)	$13,500	$13,500	$13,500	$0	100.00%
PROVENCHER, GEORGE (dba PROVO ENGINEERING)	$720	$720	$720	$0	100.00%
RMA GROUP (dba SITESCAN)	$26,103	$26,103	$26,103	$0	100.00%
XICOTENCATL ENRIQUE SALAZAR	$20,100	$20,100	$20,100	$0	100.00%
	$100,050	**$100,050**	**$100,050**	**$0**	**100.00%**
4.12 Utility Connection Fees (Local Permits)					
UNCOMMITTED	$0	$0	$0	$0	
AT&T	$5,302	$5,302	$5,302	$0	100.00%
CITY OF ANAHEIM - ELECTRICAL ENGINEERING DIV	$1,831	$1,831	$1,831	$0	100.00%
CROWN CASTLE INTERNATIONAL	$6,455	$6,455	$6,455	$0	100.00%
SOUTHERN CALIFORNIA GAS CO	$2,445	$2,445	$2,445	$0	100.00%
	$16,034	**$16,034**	**$16,034**	**$0**	**100.00%**
4.13 FF&E (Laboratory Tables and Chairs, other)					
UNCOMMITTED	$5,400	$0	$0	$0	
AMS.NET	$14,485	$14,485	$14,485	$0	100.00%
ARROW RESTAURANT EQUIPMENT	$11,559	$11,559	$11,559	$0	100.00%
CAROLINA BIOLOGICAL SUPPLY	$1,869	$1,869	$1,869	$0	100.00%
FISHER SCIENCE EDUCATION	$36,200	$36,200	$36,200	$0	100.00%
FLINN SCIENTIFIC INC	$8,028	$8,028	$8,028	$0	100.00%
GORM	$15,376	$15,376	$15,376	$0	100.00%
HILLYARD INC	$10,616	$10,616	$10,616	$0	100.00%
SIERRA SCHOOL EQUIPMENT COMPANY	$915,337	$915,337	$915,337	$0	100.00%
VWR INTERNATIONAL LLC	$9,486	$9,486	$9,486	$0	100.00%
WW GRAINGER INC	$1,881	$1,881	$1,881	$0	100.00%
	$1,030,236	**$1,024,836**	**$1,024,836**	**$0**	**99.48%**
4.14 Rental					
UNCOMMITTED	$58,654	$0	$0	$0	

	Budget	Contracted to Date	Expended to Date	Quarterly Expense Jul '24 - Sep '24	% Expended
CONVERGINT TECHNOLOGIES LLC	$4,021	$4,021	$4,021	$0	100.00%
FROSTLINE INC	$0	$0	$0	$0	
ICE MACHINE SALES & SERVICE	$518	$518	$518	$0	100.00%
INDUSTRIAL COMMERCIAL SYSTEMS INC	$63,316	$63,316	$54,918	$9,892	86.74%
INDUSTRIAL ELECTRIC SERVICE	$372	$372	$372	$0	100.00%
OTIS WORLWIDE CORP	$5,354	$5,354	$5,354	$0	100.00%
POUCHER, JASON dba TRI-CITIES REFRIGERATION	$2,143	$2,143	$2,143	$0	100.00%
PROFESSIONAL TURF SPECIALTIES	$13,050	$13,050	$13,050	$0	100.00%
TIME & ALARM SYSTEMS	$1,962	$1,962	$1,962	$0	100.00%
VERNES PLUMBING	$612	$612	$612	$0	100.00%
	$150,000	**$91,347**	**$82,949**	**$9,892**	**55.30%**
4.16 Miscellaneous Fees					
UNCOMMITTED	$1,538	$0	$0	$0	
OUSD COST OF INTEREST DISTRIBUTION	$93,941	$93,941	$93,941	$0	100.00%
STATE WATER RESOURCES CONTROL BOARD (SWRCB)	$762	$762	$762	$0	100.00%
	$96,241	**$94,703**	**$94,703**	**$0**	**98.40%**
Total 390-9520 Canyon HS Science Center (DSA 04-117300)	**$52,593,256**	**$52,502,679**	**$52,426,323**	**$9,892**	**99.68%**
390-0000 Canyon HS IP Surveillance Camera and Systems					
4. Construction Support Costs					
4.13 FF&E (Laboratory Tables and Chairs, other)					
UNCOMMITTED	$0	$0	$0	$0	
CDW GOVERNMENT INC	$29,337	$29,337	$29,337	$0	100.00%
DIGITAL NETWORKS GROUP INC (F/I IP Camera Software)	$7,093	$7,093	$7,093	$0	100.00%
INTER-PACIFIC INC	$18,163	$18,163	$18,163	$0	100.00%
	$54,593	**$54,593**	**$54,593**	**$0**	**100.00%**
Total 390-0000 Canyon HS IP Surveillance Camera and Systems	**$54,593**	**$54,593**	**$54,593**	**$0**	**100.00%**
390-9520 Canyon HS Interim Kitchen (DSA 04-118418)					
1. Design Cost					
1.01 Architect					
UNCOMMITTED	$0	$0	$0	$0	
GKKWORKS | CANNON DESIGN	$119,620	$119,620	$119,620	$0	100.00%
	$119,620	**$119,620**	**$119,620**	**$0**	**100.00%**
2. Construction Cost					
2.01 Construction					
UNCOMMITTED	$0	$0	$0	$0	
SWINERTON BUILDERS	$1,053,557	$1,053,557	$1,053,557	$0	100.00%

	Budget	Contracted to Date	Expended to Date	Quarterly Expense Jul '24 - Sep '24	% Expended
	$1,053,557	**$1,053,557**	**$1,053,557**	**$0**	**100.00%**
2.02 OFCI and Other Construction					
UNCOMMITTED	$0	$0	$0	$0	
E.R.E.S. ENTERPRISES INC DBA ECONOMY RESTAURANT EQUIP	$49,721	$49,721	$49,721	$0	100.00%
THE DICKLER CORPORATION DBA CHEFS TOYS	$109,449	$109,449	$109,449	$0	100.00%
	$159,170	**$159,170**	**$159,170**	**$0**	**100.00%**
4. Construction Support Costs					
4.01 Rental					
UNCOMMITTED	$0	$0	$0	$0	
ELITE MODULAR LEASING & SALES INC	$191,995	$191,995	$191,995	$0	100.00%
	$191,995	**$191,995**	**$191,995**	**$0**	**100.00%**
4.05 DSA Review Fees					
UNCOMMITTED	$0	$0	$0	$0	
DIVISION OF STATE ARCHITECT	$15,812	$15,812	$15,812	$0	100.00%
	$15,812	**$15,812**	**$15,812**	**$0**	**100.00%**
4.07 DSA Inspection (IOR)					
UNCOMMITTED	$0	$0	$0	$0	
KNOWLAND CONSTRUCTION SERVICES	$61,688	$61,688	$61,688	$0	100.00%
	$61,688	**$61,688**	**$61,688**	**$0**	**100.00%**
4.08 DSA Construction Phase Testing (LOR)					
UNCOMMITTED	$0	$0	$0	$0	
AMERICAN ENGINEERING LABORATORIES INC	$9,219	$9,219	$9,219	$0	100.00%
	$9,219	**$9,219**	**$9,219**	**$0**	**100.00%**
4.11 Preliminary Testing (Hazmat, Topo, Geo, etc)					
UNCOMMITTED	$0	$0	$0	$0	
ENVIRONMENTAL NETWORK CORPORATION	$3,910	$3,910	$3,910	$0	100.00%
	$3,910	**$3,910**	**$3,910**	**$0**	**100.00%**
Total 390-9520 Canyon HS Interim Kitchen (DSA 04-118418)	**$1,614,972**	**$1,614,972**	**$1,614,972**	**$0**	**100.00%**
390-9520 Canyon HS Phase II (DSA 04-120410)					
1. Design Cost					
1.01 Architect					
UNCOMMITTED	$68,650	$0	$0	$0	
GKKWORKS | CANNON DESIGN	$686,493	$686,493	$638,518	$6,325	93.01%
	$755,143	**$686,493**	**$638,518**	**$6,325**	**84.56%**
2. Construction Cost					
2.01 Construction					
UNCOMMITTED	$333,845	$0	$0	$0	

	Budget	Contracted to Date	Expended to Date	Quarterly Expense Jul '24 - Sep '24	% Expended
PCN3 INC	$8,333,730	$8,333,730	$8,205,809	$356,839	98.47%
	$8,667,575	**$8,333,730**	**$8,205,809**	**$356,839**	**94.67%**
2.02 OFCI and Other Construction					
UNCOMMITTED	$100,476	$0	$0	$0	
AMS.NET	$34,832	$34,832	$33,512	$0	96.21%
DAHLBERG, KENT & AMY dba NEW DIMENSION	$23,445	$23,445	$7,201	$7,201	30.71%
DEVELOPMENT GROUP INC	$35,068	$35,068	$35,068	$1,907	100.00%
DIVERSIFIED WINDOW COVERINGS	$3,331	$3,331	$3,331	$0	100.00%
INTER-PACIFIC INC	$12,208	$12,208	$12,208	$0	100.00%
LA HABRA FENCE	$18,896	$18,896	$0	$0	0.00%
PAVER PLUS	$55,437	$55,437	$55,437	$55,437	100.00%
THOMPSON ENGINEERING	$10,545	$10,545	$0	$0	0.00%
UNIVERSAL ASPHALT CO	$15,000	$15,000	$15,000	$15,000	100.00%
	$309,239	**$208,762**	**$161,757**	**$79,545**	**52.31%**
3. Program and Construction Management					
3.01 Program Management Fees					
UNCOMMITTED	$450,454	$0	$0	$0	
CUMMING CONSTRUCTION MGMT INC	$591,395	$591,395	$458,424	$17,435	77.52%
	$1,041,850	**$591,395**	**$458,424**	**$17,435**	**44.00%**
3.02 Construction Management Fees					
UNCOMMITTED	$139,278	$0	$0	$0	
CORDOBA CORPORATION	$691,174	$691,174	$548,162	$26,319	79.31%
	$830,452	**$691,174**	**$548,162**	**$26,319**	**66.01%**
4. Construction Support Costs					
4.02 Title, Environmental, Stormwater Management					
UNCOMMITTED	$20,850	$0	$0	$0	
ENVIRONMENTAL AUDIT INC	$4,151	$4,151	$4,151	$0	100.00%
	$25,001	**$4,151**	**$4,151**	**$0**	**16.60%**
4.03 Commissioning					
UNCOMMITTED	$11,521	$0	$0	$0	
P2S ENGINEERING INC	$18,479	$18,479	$10,840	$1,480	58.66%
	$30,000	**$18,479**	**$10,840**	**$1,480**	**36.13%**
4.05 DSA Review Fees					
UNCOMMITTED	$45,083	$0	$0	$0	
DIVISION OF STATE ARCHITECT	$72,581	$72,581	$72,581	$0	100.00%
	$117,664	**$72,581**	**$72,581**	**$0**	**61.68%**
4.06 Postage, Printing & Advertising					
UNCOMMITTED	$11,790	$0	$0	$0	
AMERICAN REPROGRAPHICS CO LLC	$2,936	$2,936	$2,936	$0	100.00%

	Budget	Contracted to Date	Expended to Date	Quarterly Expense Jul '24 - Sep '24	% Expended
OUSD PRINTING	$220	$220	$220	$0	100.00%
SOUTHERN CALIFORNIA NEWS GROUP	$2,531	$2,531	$2,531	$0	100.00%
	$17,476	**$5,686**	**$5,686**	**$0**	**32.54%**
4.07 DSA Inspection (IOR)					
UNCOMMITTED	$3,904	$0	$0	$0	
THE ANAHEIM GROUP	$246,096	$246,096	$124,895	$8,195	50.75%
	$250,000	**$246,096**	**$124,895**	**$8,195**	**49.96%**
4.08 DSA Construction Phase Testing (LOR)					
UNCOMMITTED	$35,155	$0	$0	$0	
SMITH EMERY LABORATORIES	$53,786	$53,786	$6,195	$0	11.52%
	$88,941	**$53,786**	**$6,195**	**$0**	**6.97%**
4.09 Relocation					
UNCOMMITTED	$18,268	$0	$0	$0	
BELTMANN GROUP, INC	$7,500	$7,500	$7,500	$0	100.00%
CLEAN EARTH ENVIRONMENTAL	$9,232	$9,232	$9,232	$0	100.00%
	$35,000	**$16,732**	**$16,732**	**$0**	**47.81%**
4.11 Preliminary Testing (Hazmat, Topo, Geo, etc)					
UNCOMMITTED	$9,425	$0	$0	$0	
ENVIRONMENTAL NETWORK CORPORATION	$32,385	$32,385	$32,187	$0	99.39%
XICOTENCATL ENRIQUE SALAZAR	$3,825	$3,825	$3,825	$0	100.00%
	$45,635	**$36,210**	**$36,012**	**$0**	**78.91%**
4.13 Furniture, Fixtures & Equipment					
UNCOMMITTED	$22,215	$0	$0	$0	
ALLIED STORAGE CONTAINERS INC	$3,750	$3,750	$0	$0	0.00%
ANIXTER	$4,003	$4,003	$4,003	$4,003	100.00%
B & H PHOTO VIDEO PRO AUDIO	$417	$417	$417	$0	100.00%
OUSD MOVE SUPPLY	$59	$59	$59	$59	100.00%
SIERRA SCHOOL EQUIPMENT COMPANY	$286,187	$286,187	$229,107	$229,107	80.06%
ULINE INC	$3,894	$3,894	$3,894	$0	100.00%
	$320,524	**$298,309**	**$237,479**	**$233,169**	**74.09%**
4.15 Miscellaneous Fees					
UNCOMMITTED	$0	$0	$0	$0	
OUSD COST OF INTEREST DISTRIBUTION	$211	$211	$211	$0	100.00%
	$211	**$211**	**$211**	**$0**	**100.00%**
5. Contingency					
5.01 Construction Contingency					
UNCOMMITTED	$260,529	$0	$0	$0	
	$260,529	**$0**	**$0**	**$0**	**0.00%**
5.02 Project Contingency					
UNCOMMITTED	$68,255	$0	$0	$0	

	Budget	Contracted to Date	Expended to Date	Quarterly Expense Jul '24 - Sep '24	% Expended
	$68,255	**$0**	**$0**	**$0**	**0.00%**
Total 390-9520 Canyon HS Phase II (DSA 04-120410)	**$12,863,493**	**$11,263,795**	**$10,527,452**	**$729,307**	**81.84%**
390-9520 Canyon HS Unallocated Bond Funds					
5. Unallocated Bond Funds					
FD21 MEASURE S INTEREST					
UNCOMMITTED	$232,584	$0	$0	$0	
	$232,584	**$0**	**$0**	**$0**	**0.00%**
FD22 Measure S Bond Funds					
UNCOMMITTED	$8,341,709	$0	$0	$0	
	$8,341,709	**$0**	**$0**	**$0**	**0.00%**
FD22 MEASURE S INTEREST					
UNCOMMITTED	$806,219	$0	$0	$0	
	$806,219	**$0**	**$0**	**$0**	**0.00%**
Total 390-9520 Canyon HS Unallocated Bond Funds	**$9,380,512**	**$0**	**$0**	**$0**	**0.00%**
Canyon High School	**$76,506,826**	**$65,436,038**	**$64,623,340**	**$739,199**	**84.47%**
El Modena High School					
391-0000 El Modena HS IP Surveillance Camera and Systems					
4. Construction Support Costs					
4.13 FF&E (Laboratory Tables and Chairs, other)					
UNCOMMITTED	$0	$0	$0	$0	
CDW GOVERNMENT INC	$39,388	$39,388	$39,388	$0	100.00%
DIGITAL NETWORKS GROUP INC (F/I IP Camera Software)	$11,719	$11,719	$11,719	$0	100.00%
INTER-PACIFIC INC	$30,073	$30,073	$30,073	$0	100.00%
	$81,179	**$81,179**	**$81,179**	**$0**	**100.00%**
Total 391-0000 El Modena HS IP Surveillance Camera and Systems	**$81,179**	**$81,179**	**$81,179**	**$0**	**100.00%**
391-9520 El Modena HS Science Center (DSA 04-117098)					
1. Design Cost					
1.01 Architect					
UNCOMMITTED	$73,507	$0	$0	$0	
HARLEY ELLIS DEVEREAUX	$1,904,511	$1,904,511	$1,904,511	$0	100.00%
LIONAKIS	$14,059	$14,059	$14,059	$0	100.00%
	$1,992,076	**$1,918,570**	**$1,918,570**	**$0**	**96.31%**
2. Construction Cost					

	Budget	Contracted to Date	Expended to Date	Quarterly Expense Jul '24 - Sep '24	% Expended
2.01 Construction					
UNCOMMITTED	$11,818	$0	$0	$0	
ANGELES CONTRACTOR, INC	$25,755,046	$25,755,046	$25,755,046	$0	100.00%
	$25,766,864	**$25,755,046**	**$25,755,046**	**$0**	**99.95%**
2.02 OFCI and Other Construction					
UNCOMMITTED	$60,000	$0	$0	$0	
ACCO ENGINEERED SYSTEMS INC	$355,544	$355,544	$355,544	$0	100.00%
ALPHA MECHANICAL	$3,119	$3,119	$3,119	$0	100.00%
ANIXTER	$5,092	$5,092	$5,092	$0	100.00%
ARROW RESTAURANT EQUIPMENT	$14,213	$14,213	$14,213	$0	100.00%
BLUE RIBBON TROPHY	$1,323	$1,323	$1,323	$0	100.00%
CAROLINA BIOLOGICAL SUPPLY	$25,611	$25,611	$25,611	$0	100.00%
DAHLBERG, KENT & AMY dba NEW DIMENSION	$46,363	$46,363	$46,363	$0	100.00%
DEVELOPMENT GROUP INC	$54,520	$54,520	$54,520	$0	100.00%
DIVERSIFIED WINDOW COVERINGS	$9,921	$9,921	$9,921	$0	100.00%
FAIR PLAY SCOREBOARDS	$17,694	$17,694	$17,694	$0	100.00%
FISHER SCIENCE EDUCATION	$25,951	$25,951	$25,951	$0	100.00%
FLINN SCIENTIFIC INC	$12,970	$12,970	$12,970	$0	100.00%
GIANNELLI ELECTRIC INC	$19,380	$19,380	$19,380	$0	100.00%
PATHWAY COMMUNICATIONS	$29,537	$29,537	$29,537	$0	100.00%
PROFESSIONAL TURF SPECIALTIES	$23,460	$23,460	$23,460	$0	100.00%
WW GRAINGER INC	$4,081	$4,081	$4,081	$0	100.00%
	$708,780	**$648,780**	**$648,780**	**$0**	**91.53%**
3. Program and Construction Management					
3.01 Program Management Fees					
UNCOMMITTED	$10,008	$0	$0	$0	
CUMMING CONSTRUCTION MGMT INC	$1,515,368	$1,515,368	$1,515,368	$0	100.00%
	$1,525,376	**$1,515,368**	**$1,515,368**	**$0**	**99.34%**
3.02 Construction Management Fees					
UNCOMMITTED	$0	$0	$0	$0	
ARCADIS U.S. INC	$2,251,362	$2,251,362	$2,251,362	$0	100.00%
CORDOBA CORPORATION	$90,336	$90,336	$90,336	$0	100.00%
	$2,341,698	**$2,341,698**	**$2,341,698**	**$0**	**100.00%**
4. Construction Support Costs					
4.02 Title, Environmental, Stormwater Management					
UNCOMMITTED	$0	$0	$0	$0	
CHICAGO TITLE COMPANY	$1,500	$1,500	$1,500	$0	100.00%
CITY OF ORANGE (PUBLIC WORKS)	$71	$71	$71	$0	100.00%
CITY OF ORANGE (WATER DIVISION)	$10,942	$10,942	$10,942	$0	100.00%

	Budget	Contracted to Date	Expended to Date	Quarterly Expense Jul '24 - Sep '24	% Expended
ENVIRONMENTAL AUDIT INC	$8,548	$8,548	$8,548	$0	100.00%
	$21,060	**$21,060**	**$21,060**	**$0**	**100.00%**
4.03 Commissioning					
UNCOMMITTED	$641	$0	$0	$0	
P2S ENGINEERING INC	$29,819	$29,819	$29,819	$0	100.00%
	$30,459	**$29,819**	**$29,819**	**$0**	**97.90%**
4.05 DSA Review Fees					
UNCOMMITTED	$0	$0	$0	$0	
DIVISION OF STATE ARCHITECT	$346,284	$346,284	$346,284	$0	100.00%
	$346,284	**$346,284**	**$346,284**	**$0**	**100.00%**
4.06 Postage, Printing & Advertising					
UNCOMMITTED	$0	$0	$0	$0	
AMERICAN REPROGRAPHICS CO LLC	$19,155	$19,155	$19,155	$0	100.00%
SOUTHERN CALIFORNIA NEWS GROUP	$2,024	$2,024	$2,024	$0	100.00%
	$21,179	**$21,179**	**$21,179**	**$0**	**100.00%**
4.07 DSA Inspection (IOR)					
UNCOMMITTED	$15,641	$0	$0	$0	
BPI INSPECTION SERVICE	$323,834	$323,834	$323,834	$0	100.00%
	$339,475	**$323,834**	**$323,834**	**$0**	**95.39%**
4.08 DSA Construction Phase Testing (LOR)					
UNCOMMITTED	$0	$0	$0	$0	
KOURY ENGINEERING & TESTING INC (Geotechnical Engineering)	$619,825	$619,825	$619,825	$0	100.00%
	$619,825	**$619,825**	**$619,825**	**$0**	**100.00%**
4.09 Relocation					
UNCOMMITTED	$1	$0	$0	$0	
BELTMANN GROUP, INC	$5,129	$5,129	$5,129	$0	100.00%
ULINE INC	$1,586	$1,586	$1,586	$0	100.00%
	$6,715	**$6,715**	**$6,715**	**$0**	**99.99%**
4.11 Preliminary Testing (Hazmat, Topo, Geo, etc)					
UNCOMMITTED	$0	$0	$0	$0	
ALLEGIANT FIRE PROTECTION INC	$525	$525	$525	$0	100.00%
CALIFORNIA GEOLOGICAL SURVEY (Geology and Seismology Review)	$3,600	$3,600	$3,600	$0	100.00%
ENVIRONMENTAL NETWORK CORPORATION	$14,132	$14,132	$14,132	$0	100.00%
HARLEY ELLIS DEVEREAUX	$14,908	$14,908	$14,908	$0	100.00%
NINYO & MOORE	$29,771	$29,771	$29,771	$0	100.00%
PCA ARBORISTS & CONSULTANTS INC	$1,569	$1,569	$1,569	$0	100.00%
THE CONVERSE PROFRESSIONAL GROUP (Soils Investigation)	$30,640	$30,640	$30,640	$0	100.00%
	$95,145	**$95,145**	**$95,145**	**$0**	**100.00%**
4.12 Utility Connection Fees (Local Permits)					
UNCOMMITTED	$0	$0	$0	$0	

	Budget	Contracted to Date	Expended to Date	Quarterly Expense Jul '24 - Sep '24	% Expended
OUSD REVOLVING CASH	$600	$600	$600	$0	100.00%
SOUTHERN CALIFORNIA EDISON	$3,665	$3,665	$3,665	$0	100.00%
STATE WATER RESOURCES CONTROL BOARD (SWRCB)	$1,593	$1,593	$1,593	$0	100.00%
	$5,858	**$5,858**	**$5,858**	**$0**	**100.00%**
4.13 FF&E (Laboratory Tables and Chairs, other)					
UNCOMMITTED	$0	$0	$0	$0	
AMS.NET	$3,754	$3,754	$3,754	$0	100.00%
CDW GOVERNMENT INC	$64,325	$64,325	$64,325	$0	100.00%
FISHER SCIENCE EDUCATION	$5,827	$5,827	$5,827	$0	100.00%
FLINN SCIENTIFIC INC	$2,081	$2,081	$2,081	$0	100.00%
GORM	$10,695	$10,695	$10,695	$0	100.00%
HILLYARD INC	$9,910	$9,910	$9,910	$0	100.00%
INTER-PACIFIC INC	$9,256	$9,256	$9,256	$0	100.00%
SIERRA SCHOOL EQUIPMENT COMPANY	$519,971	$519,971	$519,971	$0	100.00%
TURTLE STORAGE dba AMERICAN BICYCLE CO	$6,314	$6,314	$6,314	$0	100.00%
VWR INTERNATIONAL LLC	$47,922	$47,922	$47,922	$0	100.00%
	$680,054	**$680,054**	**$680,054**	**$0**	**100.00%**
4.14 Rental					
UNCOMMITTED	$120,539	$0	$0	$0	
INDUSTRIAL COMMERCIAL SYSTEMS INC	$16,322	$16,322	$12,783	$0	78.32%
OTIS WORLWIDE CORP	$5,289	$5,289	$5,289	$0	100.00%
SMOKE GUARD CA dba SG ARCHITECTURAL SPECIALTIES	$3,705	$3,705	$3,705	$0	100.00%
TIME & ALARM SYSTEMS	$4,145	$4,145	$4,145	$0	100.00%
VERNES PLUMBING	$0	$0	$0	$0	
	$150,000	**$29,461**	**$25,922**	**$0**	**17.28%**
4.16 Miscellaneous Fees					
UNCOMMITTED	$0	$0	$0	$0	
DEPARTMENT OF INDUSTRIAL RELATIONS	$1,125	$1,125	$1,125	$0	100.00%
OUSD COST OF INTEREST DISTRIBUTION	$55,233	$55,233	$55,233	$0	100.00%
STATE WATER RESOURCES CONTROL BOARD (SWRCB)	$600	$600	$600	$0	100.00%
	$56,958	**$56,958**	**$56,958**	**$0**	**100.00%**
Total 391-9520 El Modena HS Science Center (DSA 04-117098)	**$34,707,807**	**$34,415,653**	**$34,412,115**	**$0**	**99.15%**
391-9520 El Modena HS Interim Housing (DSA 04-121926)					
1. Design Cost					
1.01 Architect					
UNCOMMITTED	$0	$0	$0	$0	
HARLEY ELLIS DEVEREAUX	$80,000	$80,000	$74,854	$0	93.57%
	$80,000	**$80,000**	**$74,854**	**$0**	**93.57%**

	Budget	Contracted to Date	Expended to Date	Quarterly Expense Jul '24 - Sep '24	% Expended
2. Construction Cost					
2.01 Construction					
UNCOMMITTED	$58,500	$0	$0	$0	
SANDERS CONSTRUCTION SERVICES	$585,000	$585,000	$585,000	$0	100.00%
	$643,500	**$585,000**	**$585,000**	**$0**	**90.91%**
2.02 OFCI and Other Construction					
UNCOMMITTED	$67,002	$0	$0	$0	
DAHLBERG, KENT & AMY dba NEW DIMENSION	$1,635	$1,635	$1,635	$0	100.00%
DIVERSIFIED WINDOW COVERINGS	$6,783	$6,783	$6,783	$0	100.00%
	$75,420	**$8,418**	**$8,418**	**$0**	**11.16%**
4. Construction Support Costs					
4.01 Rental					
UNCOMMITTED	$19,368	$0	$0	$0	
ELITE MODULAR LEASING & SALES INC	$500,632	$500,632	$430,234	$0	85.94%
	$520,000	**$500,632**	**$430,234**	**$0**	**82.74%**
4.05 DSA Review Fees					
UNCOMMITTED	$6,887	$0	$0	$0	
DIVISION OF STATE ARCHITECT	$3,113	$3,113	$3,113	$0	100.00%
	$10,000	**$3,113**	**$3,113**	**$0**	**31.13%**
4.07 DSA Inspection (IOR)					
UNCOMMITTED	$0	$0	$0	$0	
KENCO CONSTRUCTION SERVICES	$3,000	$3,000	$3,000	$0	100.00%
	$3,000	**$3,000**	**$3,000**	**$0**	**100.00%**
4.08 DSA Construction Phase Testing (LOR)					
UNCOMMITTED	$0	$0	$0	$0	
SMITH EMERY LABORATORIES	$6,792	$6,792	$0	$0	0.00%
	$6,792	**$6,792**	**$0**	**$0**	**0.00%**
4.09 Relocation					
UNCOMMITTED	$396	$0	$0	$0	
SECURITY SIGNAL DEVICES INC	$311	$311	$311	$134	100.00%
	$707	**$311**	**$311**	**$134**	**43.97%**
5. Contingency					
5.02 Project Contingency					
UNCOMMITTED	$9,293	$0	$0	$0	
	$9,293	**$0**	**$0**	**$0**	**0.00%**
Total 391-9520 El Modena HS Interim Housing (DSA 04-121926)	**$1,348,713**	**$1,187,266**	**$1,104,930**	**$134**	**81.92%**
391-9520 El Modena HS Phase II (DSA 04-120032)					

Measure S Bond Program
Financial Report for August 2024

QSS Data thru 8/31/2024

	Budget	Contracted to Date	Expended to Date	Quarterly Expense Jul '24 - Sep '24	% Expended
1. Design Cost					
1.01 Architect					
UNCOMMITTED	$171,825	$0	$0	$0	
HARLEY ELLIS DEVEREAUX	$1,938,219	$1,938,219	$1,811,894	$8,489	93.48%
	$2,110,044	**$1,938,219**	**$1,811,894**	**$8,489**	**85.87%**
2. Construction Cost					
2.01 Construction					
UNCOMMITTED	$89,723	$0	$0	$0	
BERNARDS BROS INC	$25,115,036	$25,115,036	$14,390,844	$2,375,003	57.30%
	$25,204,759	**$25,115,036**	**$14,390,844**	**$2,375,003**	**57.10%**
2.02 OFCI and Other Construction					
UNCOMMITTED	$211,406	$0	$0	$0	
ADVANCED ALARM & FIRE, INC	$7,741	$7,741	$7,741	$3,870	100.00%
AMS.NET	$14,543	$14,543	$14,543	$0	100.00%
DAHLBERG, KENT & AMY dba NEW DIMENSION	$136,113	$136,113	$136,113	$14,171	100.00%
DEVELOPMENT GROUP INC	$48,726	$48,726	$48,726	$201	100.00%
GIANNELLI ELECTRIC INC	$62,995	$62,995	$62,995	$0	100.00%
INTER-PACIFIC INC	$4,079	$4,079	$4,079	$0	100.00%
MIKE'S CUSTOM FLOORING	$19,471	$19,471	$19,471	$0	100.00%
PAVER PLUS	$1,284	$1,284	$1,284	$1,284	100.00%
POLARIS LIGHTING ASSOCIATES INC	$72,970	$72,970	$72,970	$0	100.00%
QUALITY ENVIRONMENTAL INC	$6,950	$6,950	$6,950	$0	100.00%
UNIVERSAL ASPHALT CO	$7,500	$7,500	$7,500	$0	100.00%
USA SHADE & FABRIC STRUCTURES	$48,375	$48,375	$48,375	$0	100.00%
WALTERS WHOLESALE ELECTRIC	$74,815	$74,815	$74,815	$0	100.00%
	$716,967	**$505,561**	**$505,561**	**$19,525**	**70.51%**
3. Program and Construction Management					
3.01 Program Management Fees					
UNCOMMITTED	$57,487	$0	$0	$0	
CUMMING CONSTRUCTION MGMT INC	$1,161,567	$1,161,567	$526,498	$17,435	45.33%
	$1,219,054	**$1,161,567**	**$526,498**	**$17,435**	**43.19%**
3.02 Construction Management Fees					
UNCOMMITTED	$718,076	$0	$0	$0	
CORDOBA CORPORATION	$956,731	$956,731	$811,269	$35,070	84.80%
	$1,674,807	**$956,731**	**$811,269**	**$35,070**	**48.44%**
4. Construction Support Costs					
4.02 Title, Environmental, Stormwater Management					
UNCOMMITTED	$56,822	$0	$0	$0	

	Budget	Contracted to Date	Expended to Date	Quarterly Expense Jul '24 - Sep '24	% Expended
ENVIRONMENTAL AUDIT INC	$3,178	$3,178	$3,178	$0	100.00%
	$60,000	**$3,178**	**$3,178**	**$0**	**5.30%**
4.03 Commissioning					
UNCOMMITTED	$7,060	$0	$0	$0	
P2S ENGINEERING INC	$52,940	$52,940	$30,391	$1,576	57.41%
	$60,000	**$52,940**	**$30,391**	**$1,576**	**50.65%**
4.05 DSA Review Fees					
UNCOMMITTED	$63,000	$0	$0	$0	
DIVISION OF STATE ARCHITECT	$227,000	$227,000	$227,000	$0	100.00%
	$290,000	**$227,000**	**$227,000**	**$0**	**78.28%**
4.06 Postage, Printing & Advertising					
UNCOMMITTED	$11,733	$0	$0	$0	
AMERICAN REPROGRAPHICS CO LLC	$8,526	$8,526	$8,526	$0	100.00%
SOUTHERN CALIFORNIA NEWS GROUP	$3,922	$3,922	$3,922	$0	100.00%
	$24,180	**$12,448**	**$12,448**	**$0**	**51.48%**
4.07 DSA Inspection (IOR)					
UNCOMMITTED	$0	$0	$0	$0	
KENCO CONSTRUCTION SERVICES	$642,920	$642,920	$198,285	$15,330	30.84%
	$642,920	**$642,920**	**$198,285**	**$15,330**	**30.84%**
4.08 DSA Construction Phase Testing (LOR)					
UNCOMMITTED	$0	$0	$0	$0	
SMITH EMERY LABORATORIES	$232,339	$232,339	$90,729	$58,805	39.05%
	$232,339	**$232,339**	**$90,729**	**$58,805**	**39.05%**
4.09 Relocation					
UNCOMMITTED	$67,617	$0	$0	$0	
BELTMANN GROUP, INC	$39,128	$39,128	$39,128	$0	100.00%
CLEAN EARTH ENVIRONMENTAL	$1,744	$1,744	$1,744	$0	100.00%
ULINE INC	$554	$554	$554	$0	100.00%
WEST COAST ARBORISTS INC	$5,250	$5,250	$5,250	$0	100.00%
	$114,293	**$46,676**	**$46,676**	**$0**	**40.84%**
4.11 Preliminary Testing (Hazmat, Topo, Geo, etc)					
UNCOMMITTED	$16,649	$0	$0	$0	
ARMSTRONG & BROOKS CONSULTING ENG	$4,940	$4,940	$4,940	$0	100.00%
GROUP DELTA CONSULTANTS INC	$66,063	$66,063	$66,063	$571	100.00%
KOURY ENGINEERING & TESTING INC (Geotechnical Engineering)	$22,350	$22,350	$22,350	$0	100.00%
	$110,002	**$93,353**	**$93,353**	**$571**	**84.87%**
4.12 Utility Connection Fees (Local Permits)					
UNCOMMITTED	$32,100	$0	$0	$0	
	$32,100	**$0**	**$0**	**$0**	**0.00%**
4.13 Furniture, Fixtures & Equipment					
UNCOMMITTED	$1,326,308	$0	$0	$0	

	Budget	Contracted to Date	Expended to Date	Quarterly Expense Jul '24 - Sep '24	% Expended
ANIXTER	$3,290	$3,290	$1,256	$0	38.17%
B & H PHOTO VIDEO PRO AUDIO	$417	$417	$417	$0	100.00%
MAMMOTH CLAY COMPANY	$1,032	$1,032	$0	$0	0.00%
ODP BUSINESS SOLUTIONS dba OFFICE DEPOT	$3,383	$3,383	$3,383	$0	100.00%
OUSD MOVE SUPPLY	$177	$177	$177	$0	100.00%
PSI CONSULTING DBA CLAY PLANET	$48,928	$48,928	$48,928	$0	100.00%
SIERRA SCHOOL EQUIPMENT COMPANY	$299,839	$299,839	$299,839	$0	100.00%
STAGERIGHT CORPORATION	$15,346	$15,346	$15,346	$0	100.00%
ULINE INC	$1,280	$1,280	$1,280	$0	100.00%
	$1,700,000	**$373,692**	**$370,625**	**$0**	**21.80%**
4.14 Rental					
UNCOMMITTED	$693	$0	$0	$0	
BURGESS MOVING & STORAGE	$4,306	$4,306	$4,306	$272	100.00%
	$5,000	**$4,306**	**$4,306**	**$272**	**86.13%**
4.16 Miscellaneous Fees					
UNCOMMITTED	$0	$0	$0	$0	
OUSD COST OF INTEREST DISTRIBUTION	$591	$591	$591	$0	100.00%
	$591	**$591**	**$591**	**$0**	**100.00%**
5. Contingency					
5.01 Construction Contingency					
UNCOMMITTED	$2,563,046	$0	$0	$0	
	$2,563,046	**$0**	**$0**	**$0**	**0.00%**
5.02 Project Contingency					
UNCOMMITTED	$115,188	$0	$0	$0	
	$115,188	**$0**	**$0**	**$0**	**0.00%**
Total 391-9520 El Modena HS Phase II (DSA 04-120032)	**$36,875,291**	**$31,366,556**	**$19,123,648**	**$2,532,075**	**51.86%**
391-9520 El Modena HS Quad Shade Structures (DSA 04-119124)					
1. Design Cost					
1.01 Architect					
UNCOMMITTED	$0	$0	$0	$0	
HARLEY ELLIS DEVEREAUX	$69,340	$69,340	$69,340	$0	100.00%
	$69,340	**$69,340**	**$69,340**	**$0**	**100.00%**
4. Construction Support Costs					
4.05 DSA Review Fees					
UNCOMMITTED	$0	$0	$0	$0	
DIVISION OF STATE ARCHITECT	$9,650	$9,650	$9,650	$0	100.00%
	$9,650	**$9,650**	**$9,650**	**$0**	**100.00%**

	Budget	Contracted to Date	Expended to Date	Quarterly Expense Jul '24 - Sep '24	% Expended
4.06 Postage, Printing & Advertising					
UNCOMMITTED	$0	$0	$0	$0	
AMERICAN REPROGRAPHICS CO LLC	$86	$86	$86	$0	100.00%
	$86	**$86**	**$86**	**$0**	**100.00%**
Total 391-9520 El Modena HS Quad Shade Structures (DSA 04-119124)	**$79,076**	**$79,076**	**$79,076**	**$0**	**100.00%**
391-9520 El Modena HS Unallocated Bond Funds					
5. Unallocated Bond Funds					
FD21 MEASURE S INTEREST					
UNCOMMITTED	$88,590	$0	$0	$0	
	$88,590	**$0**	**$0**	**$0**	**0.00%**
FD22 Measure S Interest					
UNCOMMITTED	$1,502,349	$0	$0	$0	
	$1,502,349	**$0**	**$0**	**$0**	**0.00%**
Total 391-9520 El Modena HS Unallocated Bond Funds	**$1,590,939**	**$0**	**$0**	**$0**	**0.00%**
El Modena High School	**$74,683,005**	**$67,129,731**	**$54,800,948**	**$2,532,209**	**73.38%**
Orange High School					
392-0000 Orange HS IP Surveillance Camera and Systems					
4. Construction Support Costs					
4.13 FF&E (Laboratory Tables and Chairs, other)					
UNCOMMITTED	$0	$0	$0	$0	
CDW GOVERNMENT INC	$53,662	$53,662	$53,662	$0	100.00%
DIGITAL NETWORKS GROUP INC (F/I IP Camera Software)	$13,569	$13,569	$13,569	$0	100.00%
INTER-PACIFIC INC	$34,837	$34,837	$34,837	$0	100.00%
	$102,068	**$102,068**	**$102,068**	**$0**	**100.00%**
Total 392-0000 Orange HS IP Surveillance Camera and Systems	**$102,068**	**$102,068**	**$102,068**	**$0**	**100.00%**
392-9520 Orange HS Science Bldg (DSA 04-116859)					
1. Design Cost					
1.01 Architect					
UNCOMMITTED	$0	$0	$0	$0	
LIONAKIS	$1,823,594	$1,823,594	$1,823,594	$0	100.00%
	$1,823,594	**$1,823,594**	**$1,823,594**	**$0**	**100.00%**
2. Construction Cost					
2.01 Construction					

	Budget	Contracted to Date	Expended to Date	Quarterly Expense Jul '24 - Sep '24	% Expended
UNCOMMITTED	$0	$0	$0	$0	
GIANNELLI ELECTRIC INC	$14,878	$14,878	$14,878	$0	100.00%
INTEGRATED DEMOLITION AND REMEDIATION (Abatement and Demolition)	$44,800	$44,800	$44,800	$0	100.00%
PINNER CONSTRUCTION	$27,190,987	$27,190,987	$27,190,987	$0	100.00%
TIME & ALARM SYSTEMS	$3,100	$3,100	$3,100	$0	100.00%
UNIVERSAL ASPHALT CO	$6,830	$6,830	$6,830	$0	100.00%
	$27,260,595	**$27,260,595**	**$27,260,595**	**$0**	**100.00%**
2.02 OFCI and Other Construction					
UNCOMMITTED	$0	$0	$0	$0	
ACCO ENGINEERED SYSTEMS INC	$62,883	$62,883	$62,883	$0	100.00%
AMERICAN REPROGRAPHICS CO LLC	$7,710	$7,710	$7,710	$0	100.00%
ARROW RESTAURANT EQUIPMENT	$13,432	$13,432	$13,432	$0	100.00%
BLUE RIBBON TROPHY	$2,391	$2,391	$2,391	$0	100.00%
CAROLINA BIOLOGICAL SUPPLY	$5,362	$5,362	$5,362	$0	100.00%
CITY OF ORANGE (PUBLIC WORKS)	$2,000	$2,000	$2,000	$0	100.00%
DAHLBERG, KENT & AMY dba NEW DIMENSION	$63,655	$63,655	$63,655	$0	100.00%
DEVELOPMENT GROUP INC	$37,866	$37,866	$37,866	$0	100.00%
FISHER SCIENCE EDUCATION	$24,863	$24,863	$24,863	$0	100.00%
FLINN SCIENTIFIC INC	$10,263	$10,263	$10,263	$0	100.00%
GIANNELLI ELECTRIC INC	$24,684	$24,684	$24,684	$0	100.00%
GRUETT TREE CO INC (Removal of Trees)	$7,625	$7,625	$7,625	$0	100.00%
HISCO INC	$4,893	$4,893	$4,893	$0	100.00%
INTER-PACIFIC INC	$6,585	$6,585	$6,585	$0	100.00%
J & A FENCE (Custodial Storage Fencing)	$6,885	$6,885	$6,885	$0	100.00%
OLESH, KEITH (Termite Services)	$1,500	$1,500	$1,500	$0	100.00%
SIGNATURE PAINTING	$4,300	$4,300	$4,300	$0	100.00%
VORTEX INDUSTRIES, INC.	$6,804	$6,804	$6,804	$0	100.00%
WW GRAINGER INC	$2,292	$2,292	$2,292	$0	100.00%
	$295,991	**$295,991**	**$295,991**	**$0**	**100.00%**
3. Program and Construction Management					
3.01 Program Management Fees					
UNCOMMITTED	$0	$0	$0	$0	
CUMMING CONSTRUCTION MGMT INC	$979,395	$979,395	$979,395	$0	100.00%
	$979,395	**$979,395**	**$979,395**	**$0**	**100.00%**
3.02 Construction Management Fees					
UNCOMMITTED	$0	$0	$0	$0	
BALFOUR BEATTY CONSTRUCTION	$1,755,159	$1,755,159	$1,755,159	$0	100.00%
CORDOBA CORPORATION	$86,434	$86,434	$86,434	$0	100.00%
	$1,841,593	**$1,841,593**	**$1,841,593**	**$0**	**100.00%**

	Budget	Contracted to Date	Expended to Date	Quarterly Expense Jul '24 - Sep '24	% Expended
4. Construction Support Costs					
4.02 Title, Environmental, Stormwater Management					
UNCOMMITTED	$0	$0	$0	$0	
CHICAGO TITLE COMPANY	$1,500	$1,500	$1,500	$0	100.00%
PLACEWORKS INC	$52,231	$52,231	$52,231	$0	100.00%
STATE WATER RESOURCES CONTROL BOARD (SWRCB)	$726	$726	$726	$0	100.00%
	$54,457	**$54,457**	**$54,457**	**$0**	**100.00%**
4.03 Commissioning					
UNCOMMITTED	$0	$0	$0	$0	
P2S ENGINEERING INC	$30,663	$30,663	$30,663	$0	100.00%
	$30,663	**$30,663**	**$30,663**	**$0**	**100.00%**
4.05 DSA Review Fees					
UNCOMMITTED	$0	$0	$0	$0	
DIVISION OF STATE ARCHITECT	$342,871	$342,871	$342,871	$0	100.00%
OUSD REVOLVING CASH	$500	$500	$500	$0	100.00%
	$343,371	**$343,371**	**$343,371**	**$0**	**100.00%**
4.06 Postage, Printing & Advertising					
UNCOMMITTED	$0	$0	$0	$0	
AMERICAN REPROGRAPHICS CO LLC	$8,734	$8,734	$8,734	$0	100.00%
SOUTHERN CALIFORNIA NEWS GROUP	$8,518	$8,518	$8,518	$0	100.00%
	$17,252	**$17,252**	**$17,252**	**$0**	**100.00%**
4.07 DSA Inspection (IOR)					
UNCOMMITTED	$0	$0	$0	$0	
KNOWLAND CONSTRUCTION SERVICES	$286,404	$286,404	$286,404	$0	100.00%
	$286,404	**$286,404**	**$286,404**	**$0**	**100.00%**
4.08 DSA Construction Phase Testing (LOR)					
UNCOMMITTED	$0	$0	$0	$0	
NINYO & MOORE	$227,848	$227,848	$227,848	$0	100.00%
	$227,848	**$227,848**	**$227,848**	**$0**	**100.00%**
4.09 Relocation					
UNCOMMITTED	$0	$0	$0	$0	
BELTMANN GROUP, INC	$4,876	$4,876	$4,876	$0	100.00%
ULINE INC	$3,065	$3,065	$3,065	$0	100.00%
	$7,941	**$7,941**	**$7,941**	**$0**	**100.00%**
4.11 Preliminary Testing (Hazmat, Topo, Geo, etc)					
UNCOMMITTED	$0	$0	$0	$0	
CALIFORNIA GEOLOGICAL SURVEY (Geology and Seismology Review)	$3,600	$3,600	$3,600	$0	100.00%
ENVIRONMENTAL NETWORK CORPORATION	$2,590	$2,590	$2,590	$0	100.00%
KOURY ENGINEERING & TESTING INC (Geotechnical Engineering)	$13,300	$13,300	$13,300	$0	100.00%
PENCO ENGINEERING INC (Topographical Survey Services)	$41,070	$41,070	$41,070	$0	100.00%

	Budget	Contracted to Date	Expended to Date	Quarterly Expense Jul '24 - Sep '24	% Expended
RMA GROUP (dba SITESCAN)	$49,533	$49,533	$49,533	$0	100.00%
	$110,093	**$110,093**	**$110,093**	**$0**	**100.00%**
4.12 Utility Connection Fees (Local Permits)					
UNCOMMITTED	$0	$0	$0	$0	
CITY OF ORANGE (PUBLIC WORKS)	$2,500	$2,500	$2,500	$0	100.00%
SOUTHERN CALIFORNIA EDISON	$6,912	$6,912	$6,912	$0	100.00%
SOUTHERN CALIFORNIA GAS CO	$2,124	$2,124	$2,124	$0	100.00%
STATE WATER RESOURCES CONTROL BOARD (SWRCB)	$553	$553	$553	$0	100.00%
	$12,089	**$12,089**	**$12,089**	**$0**	**100.00%**
4.13 FF&E (Laboratory Tables and Chairs, other)					
UNCOMMITTED	$0	$0	$0	$0	
CDW GOVERNMENT INC	$59,658	$59,658	$59,658	$0	100.00%
CONEXWEST	$9,419	$9,419	$9,419	$0	100.00%
CP PRODUCTS INC	$4,834	$4,834	$4,834	$0	100.00%
GORM	$12,352	$12,352	$12,352	$0	100.00%
HILLYARD INC	$32,572	$32,572	$32,572	$0	100.00%
INTER-PACIFIC INC	$7,904	$7,904	$7,904	$0	100.00%
PSI DBA WATER VISIONS INC	$8,527	$8,527	$8,527	$0	100.00%
SIERRA SCHOOL EQUIPMENT COMPANY	$467,817	$467,817	$467,817	$0	100.00%
TURTLE STORAGE dba AMERICAN BICYCLE CO	$6,537	$6,537	$6,537	$0	100.00%
VWR INTERNATIONAL LLC	$34,314	$34,314	$34,314	$0	100.00%
	$643,934	**$643,934**	**$643,934**	**$0**	**100.00%**
4.14 Rental					
UNCOMMITTED	$134,421	$0	$0	$0	
INDUSTRIAL COMMERCIAL SYSTEMS INC	$14,774	$14,774	$11,236	$0	76.05%
OTIS WORLWIDE CORP	$805	$805	$805	$0	100.00%
	$150,000	**$15,579**	**$12,041**	**$0**	**8.03%**
4.16 Miscellaneous Fees					
UNCOMMITTED	$0	$0	$0	$0	
OUSD COST OF INTEREST DISTRIBUTION	$46,720	$46,720	$46,720	$0	100.00%
	$46,720	**$46,720**	**$46,720**	**$0**	**100.00%**
Total 392-9520 Orange HS Science Bldg (DSA 04-116859)	**$34,131,940**	**$33,997,519**	**$33,993,981**	**$0**	**99.60%**
392-9520 Orange HS Shade Structure (DSA 04-118351)					
1. Design Cost					
1.01 Architect					
UNCOMMITTED	$0	$0	$0	$0	
LIONAKIS	$17,317	$17,317	$17,317	$0	100.00%
	$17,317	**$17,317**	**$17,317**	**$0**	**100.00%**

	Budget	Contracted to Date	Expended to Date	Quarterly Expense Jul '24 - Sep '24	% Expended
2. Construction Cost					
2.01 Construction					
UNCOMMITTED	$0	$0	$0	$0	
PINNER CONSTRUCTION	$113,500	$113,500	$113,500	$0	100.00%
	$113,500	**$113,500**	**$113,500**	**$0**	**100.00%**
3. Program and Construction Management					
3.01 Program Management Fees					
UNCOMMITTED	$0	$0	$0	$0	
CUMMING CONSTRUCTION MGMT INC	$1,838	$1,838	$1,838	$0	100.00%
	$1,838	**$1,838**	**$1,838**	**$0**	**100.00%**
3.02 Construction Management Fees					
UNCOMMITTED	$0	$0	$0	$0	
BALFOUR BEATTY CONSTRUCTION	$5,956	$5,956	$5,956	$0	100.00%
	$5,956	**$5,956**	**$5,956**	**$0**	**100.00%**
4. Construction Support Costs					
4.05 DSA Review Fees					
UNCOMMITTED	$0	$0	$0	$0	
DIVISION OF STATE ARCHITECT	$1,873	$1,873	$1,873	$0	100.00%
	$1,873	**$1,873**	**$1,873**	**$0**	**100.00%**
4.07 DSA Inspection (IOR)					
UNCOMMITTED	$0	$0	$0	$0	
KNOWLAND CONSTRUCTION SERVICES	$1,740	$1,740	$1,740	$0	100.00%
	$1,740	**$1,740**	**$1,740**	**$0**	**100.00%**
4.08 DSA Construction Phase Testing (LOR)					
UNCOMMITTED	$0	$0	$0	$0	
NINYO & MOORE	$7,408	$7,408	$7,408	$0	100.00%
	$7,408	**$7,408**	**$7,408**	**$0**	**100.00%**
Total 392-9520 Orange HS Shade Structure (DSA 04-118351)	**$149,631**	**$149,631**	**$149,631**	**$0**	**100.00%**
392-9520 Orange HS Site Improvements (DSA 04-116673)					
1. Design Cost					
1.01 Architect					
UNCOMMITTED	$0	$0	$0	$0	
LIONAKIS	$446,286	$446,286	$446,286	$0	100.00%
SILVER CREEK INDUSTRIES INC (Engineering for Warming Kitchen Relocatable Building)	$29,682	$29,682	$29,682	$0	100.00%
	$475,968	**$475,968**	**$475,968**	**$0**	**100.00%**
2. Construction Cost					

	Budget	Contracted to Date	Expended to Date	Quarterly Expense Jul '24 - Sep '24	% Expended
2.01 Construction					
UNCOMMITTED	$0	$0	$0	$0	
KYA SERVICES LLC (Install Carpet)	$9,564	$9,564	$9,564	$0	100.00%
SWINERTON BUILDERS	$6,556,428	$6,556,428	$6,556,428	$0	100.00%
TRIMARK RAYGAL LLC	$89,860	$89,860	$89,860	$0	100.00%
	$6,655,852	**$6,655,852**	**$6,655,852**	**$0**	**100.00%**
2.02 OFCI and Other Construction					
UNCOMMITTED	$0	$0	$0	$0	
ACCO ENGINEERED SYSTEMS INC	$209,074	$209,074	$209,074	$0	100.00%
	$209,074	**$209,074**	**$209,074**	**$0**	**100.00%**
3. Program and Construction Management					
3.01 Program Management Fees					
UNCOMMITTED	$0	$0	$0	$0	
CUMMING CONSTRUCTION MGMT INC	$115,479	$115,479	$115,479	$0	100.00%
	$115,479	**$115,479**	**$115,479**	**$0**	**100.00%**
3.02 Construction Management Fees					
UNCOMMITTED	$0	$0	$0	$0	
BALFOUR BEATTY CONSTRUCTION	$296,554	$296,554	$296,554	$0	100.00%
	$296,554	**$296,554**	**$296,554**	**$0**	**100.00%**
4. Construction Support Costs					
4.02 Title, Environmental, Stormwater Management					
UNCOMMITTED	$0	$0	$0	$0	
ORANGE COUNTY HEALTH CARE AGENCY	$1,470	$1,470	$1,470	$0	100.00%
	$1,470	**$1,470**	**$1,470**	**$0**	**100.00%**
4.03 Commissioning					
UNCOMMITTED	$0	$0	$0	$0	
P2S ENGINEERING INC	$4,667	$4,667	$4,667	$0	100.00%
	$4,667	**$4,667**	**$4,667**	**$0**	**100.00%**
4.05 DSA Review Fees					
UNCOMMITTED	$0	$0	$0	$0	
DIVISION OF STATE ARCHITECT	$94,585	$94,585	$94,585	$0	100.00%
	$94,585	**$94,585**	**$94,585**	**$0**	**100.00%**
4.06 Postage, Printing & Advertising					
UNCOMMITTED	$0	$0	$0	$0	
AMERICAN REPROGRAPHICS CO LLC	$7,630	$7,630	$7,630	$0	100.00%
SOUTHERN CALIFORNIA NEWS GROUP	$1,264	$1,264	$1,264	$0	100.00%
	$8,894	**$8,894**	**$8,894**	**$0**	**100.00%**
4.07 DSA Inspection (IOR)					
UNCOMMITTED	$0	$0	$0	$0	

	Budget	Contracted to Date	Expended to Date	Quarterly Expense Jul '24 - Sep '24	% Expended
KNOWLAND CONSTRUCTION SERVICES	$96,985	$96,985	$96,985	$0	100.00%
	$96,985	**$96,985**	**$96,985**	**$0**	**100.00%**
4.08 DSA Construction Phase Testing (LOR)					
UNCOMMITTED	$0	$0	$0	$0	
NINYO & MOORE	$112,544	$112,544	$112,544	$0	100.00%
	$112,544	**$112,544**	**$112,544**	**$0**	**100.00%**
4.11 Preliminary Testing (Hazmat, Topo, Geo, etc)					
UNCOMMITTED	$0	$0	$0	$0	
ENVIRONMENTAL NETWORK CORPORATION	$9,012	$9,012	$9,012	$0	100.00%
	$9,012	**$9,012**	**$9,012**	**$0**	**100.00%**
Total 392-9520 Orange HS Site Improvements (DSA 04-116673)	**$8,081,083**	**$8,081,083**	**$8,081,083**	**$0**	**100.00%**
392-9520 Orange HS Phase II (DSA 04-120151)					
1. Design Cost					
1.01 Architect					
UNCOMMITTED	$5,002	$0	$0	$0	
LIONAKIS	$1,460,750	$1,460,750	$1,361,007	$46,865	93.17%
	$1,465,751	**$1,460,750**	**$1,361,007**	**$46,865**	**92.85%**
2. Construction Cost					
2.01 Construction					
UNCOMMITTED	$0	$0	$0	$0	
PCL CONSTRUCTION SERVICES	$20,253,228	$20,253,228	$18,947,225	$1,181,011	93.55%
	$20,253,228	**$20,253,228**	**$18,947,225**	**$1,181,011**	**93.55%**
2.02 OFCI and Other Construction					
UNCOMMITTED	$62,747	$0	$0	$0	
AMS.NET	$105,608	$105,608	$104,248	$0	98.71%
CDW GOVERNMENT INC	$16,152	$16,152	$16,152	$0	100.00%
CHAMPION ELECTRIC	$26,400	$26,400	$26,400	$0	100.00%
DAHLBERG, KENT & AMY dba NEW DIMENSION	$432,603	$432,603	$394,021	$3,915	91.08%
DEVELOPMENT GROUP INC	$41,519	$41,519	$1,783	$1,783	4.29%
DIGITAL ELECTRIC INC	$12,550	$12,550	$0	$0	0.00%
GIANNELLI ELECTRIC INC	$28,259	$28,259	$28,259	$0	100.00%
INTER-PACIFIC INC	$34,032	$34,032	$11,056	$0	32.49%
OTIS WORLWIDE CORP	$4,446	$4,446	$4,446	$0	100.00%
UNITED PAVING CO.	$1,250	$1,250	$1,250	$0	100.00%
	$765,566	**$702,819**	**$587,614**	**$5,698**	**76.76%**
3. Program and Construction Management					
3.01 Program Management Fees					

	Budget	Contracted to Date	Expended to Date	Quarterly Expense Jul '24 - Sep '24	% Expended
UNCOMMITTED	$617,473	$0	$0	$0	
CUMMING CONSTRUCTION MGMT INC	$730,068	$730,068	$597,098	$17,435	81.79%
	$1,347,541	**$730,068**	**$597,098**	**$17,435**	**44.31%**
3.02 Construction Management Fees					
UNCOMMITTED	$288,438	$0	$0	$0	
CORDOBA CORPORATION	$952,212	$952,212	$809,199	$30,465	84.98%
	$1,240,649	**$952,212**	**$809,199**	**$30,465**	**65.22%**
4. Construction Support Costs					
4.01 Interim housing					
UNCOMMITTED	$57,736	$0	$0	$0	
ELITE MODULAR LEASING & SALES INC	$166,676	$166,676	$143,176	$0	85.90%
	$224,412	**$166,676**	**$143,176**	**$0**	**63.80%**
4.02 Title, Environmental, Stormwater Management					
UNCOMMITTED	$56,813	$0	$0	$0	
CITY OF ORANGE (PUBLIC WORKS)	$3,000	$3,000	$3,000	$0	100.00%
CITY OF ORANGE (WATER DIVISION)	$2,000	$2,000	$2,000	$0	100.00%
ENVIRONMENTAL AUDIT INC	$2,388	$2,388	$2,388	$0	100.00%
	$64,201	**$7,388**	**$7,388**	**$0**	**11.51%**
4.03 Commissioning					
UNCOMMITTED	$15,549	$0	$0	$0	
P2S ENGINEERING INC	$27,251	$27,251	$21,050	$7,280	77.24%
	$42,800	**$27,251**	**$21,050**	**$7,280**	**49.18%**
4.05 DSA Review Fees					
UNCOMMITTED	$111,133	$0	$0	$0	
DIVISION OF STATE ARCHITECT	$156,367	$156,367	$156,367	$0	100.00%
	$267,500	**$156,367**	**$156,367**	**$0**	**58.45%**
4.06 Postage, Printing & Advertising					
UNCOMMITTED	$12,588	$0	$0	$0	
AMERICAN REPROGRAPHICS CO LLC	$17,893	$17,893	$17,893	$0	100.00%
SOUTHERN CALIFORNIA NEWS GROUP	$6,939	$6,939	$6,939	$0	100.00%
	$37,421	**$24,832**	**$24,832**	**$0**	**66.36%**
4.07 DSA Inspection (IOR)					
UNCOMMITTED	$33,248	$0	$0	$0	
KNOWLAND CONSTRUCTION SERVICES	$466,752	$466,752	$227,592	$0	48.76%
	$500,000	**$466,752**	**$227,592**	**$0**	**45.52%**
4.08 DSA Construction Phase Testing (LOR)					
UNCOMMITTED	$73,481	$0	$0	$0	
AMERICAN ENGINEERING LABORATORIES INC	$376,519	$376,519	$147,927	$466	39.29%
	$450,000	**$376,519**	**$147,927**	**$466**	**32.87%**
4.09 Relocation					

	Budget	Contracted to Date	Expended to Date	Quarterly Expense Jul '24 - Sep '24	% Expended
UNCOMMITTED	$0	$0	$0	$0	
BELTMANN GROUP, INC	$67,009	$67,009	$25,933	$0	38.70%
CAPITAL PROTECTION	$2,484	$2,484	$2,484	$0	100.00%
CDW GOVERNMENT INC	$1,762	$1,762	$1,762	$0	100.00%
CLEAN EARTH ENVIRONMENTAL	$3,609	$3,609	$3,609	$0	100.00%
JAM FIRE PROTECTION INC	$1,260	$1,260	$1,260	$0	100.00%
KONICA MINOLTA BUSINESS SOLUTIONS	$2,860	$2,860	$1,600	$0	55.94%
ULINE INC	$842	$842	$842	$0	100.00%
	$79,825	**$79,825**	**$37,489**	**$0**	**46.96%**
4.11 Preliminary Testing (Hazmat, Topo, Geo, etc)					
UNCOMMITTED	$23,189	$0	$0	$0	
CANNON CORPORATION	$35,076	$35,076	$35,076	$0	100.00%
ENVIRONMENTAL NETWORK CORPORATION	$35,780	$35,780	$35,780	$0	100.00%
NINYO & MOORE	$20,955	$20,955	$20,955	$0	100.00%
	$115,000	**$91,811**	**$91,811**	**$0**	**79.84%**
4.12 Utility Connection Fees (Local Permits)					
UNCOMMITTED	$13,921	$0	$0	$0	
SOUTHERN CALIFORNIA GAS CO	$5,633	$5,633	$5,633	$0	100.00%
	$19,554	**$5,633**	**$5,633**	**$0**	**28.81%**
4.13 Funiture, Fixtures & Equipment					
UNCOMMITTED	$3,952	$0	$0	$0	
AMS.NET	$2,538	$2,538	$2,538	$0	100.00%
ANIXTER	$7,642	$7,642	$7,642	$7,642	100.00%
ARROW RESTAURANT EQUIPMENT	$3,519	$3,519	$3,519	$1,760	100.00%
B & H PHOTO VIDEO PRO AUDIO	$417	$417	$417	$0	100.00%
HILLYARD INC	$58,080	$58,080	$0	$0	0.00%
OUSD MOVE SUPPLY	$59	$59	$59	$0	100.00%
SIERRA SCHOOL EQUIPMENT COMPANY	$577,496	$577,496	$570,685	$570,685	98.82%
ULINE INC	$12,585	$12,585	$12,585	$0	100.00%
	$666,287	**$662,335**	**$597,444**	**$580,087**	**89.67%**
4.14 Rental					
UNCOMMITTED	$8,022	$0	$0	$0	
MOBILE MINI	$8,956	$8,956	$8,956	$0	100.00%
SUNBELT RENTALS INC	$2,575	$2,575	$2,575	$0	100.00%
WILSCOT MOBILE MINI	$15,743	$15,743	$10,199	$1,748	64.79%
	$35,296	**$27,274**	**$21,730**	**$1,748**	**61.57%**
4.16 Miscellaneous Fees					
UNCOMMITTED	$0	$0	$0	$0	
OUSD COST OF INTEREST DISTRIBUTION	$429	$429	$429	$0	100.00%
STATE WATER RESOURCES CONTROL BOARD (SWRCB)	$600	$600	$600	$0	100.00%
	$1,029	**$1,029**	**$1,029**	**$0**	**100.00%**

	Budget	Contracted to Date	Expended to Date	Quarterly Expense Jul '24 - Sep '24	% Expended
5. Contingency					
5.01 Construction Contingency					
UNCOMMITTED	$1,352,756	$0	$0	$0	
	$1,352,756	**$0**	**$0**	**$0**	**0.00%**
5.02 Project Contingency					
UNCOMMITTED	$23,008	$0	$0	$0	
	$23,008	**$0**	**$0**	**$0**	**0.00%**
Total 392-9520 Orange HS Phase II (DSA 04-120151)	**$28,951,823**	**$26,192,767**	**$23,785,611**	**$1,871,054**	**82.16%**
392-9520 Orange HS Unallocated Bond Funds					
5. Unallocated Bond Funds					
FD21 MEASURE S INTEREST					
UNCOMMITTED	$51,718	$0	$0	$0	
	$51,718	**$0**	**$0**	**$0**	**0.00%**
FD22 Measure S Bond Funds					
UNCOMMITTED	$2,320,108	$0	$0	$0	
	$2,320,108	**$0**	**$0**	**$0**	**0.00%**
FD22 Measure S Interest					
UNCOMMITTED	$1,412,295	$0	$0	$0	
	$1,412,295	**$0**	**$0**	**$0**	**0.00%**
Total 392-9520 Orange HS Unallocated Bond Funds	**$3,784,121**	**$0**	**$0**	**$0**	**0.00%**
Orange High School	**$75,200,665**	**$68,523,069**	**$66,112,373**	**$1,871,054**	**87.91%**
Villa Park High School					
394-0000 Villa Park HS IP Surveillance Camera and Systems					
4. Construction Support Costs					
4.13 FF&E (Laboratory Tables and Chairs, other)					
UNCOMMITTED	$0	$0	$0	$0	
CDW GOVERNMENT INC	$32,182	$32,182	$32,182	$0	100.00%
DIGITAL NETWORKS GROUP INC (F/I IP Camera Software)	$8,635	$8,635	$8,635	$0	100.00%
INTER-PACIFIC INC	$22,133	$22,133	$22,133	$0	100.00%
	$62,949	**$62,949**	**$62,949**	**$0**	**100.00%**
Total 394-0000 Villa Park HS IP Surveillance Camera and Systems	**$62,949**	**$62,949**	**$62,949**	**$0**	**100.00%**
394-9520 Villa Park HS Science Center (DSA 04-117022)					
1. Design Cost					

	Budget	Contracted to Date	Expended to Date	Quarterly Expense Jul '24 - Sep '24	% Expended
1.01 Architect					
UNCOMMITTED	$10,881	$0	$0	$0	
DKS ASSOCIATES	$80,657	$80,657	$80,657	$0	100.00%
LIONAKIS	$14,059	$14,059	$14,059	$0	100.00%
LPA INC	$2,359,051	$2,359,051	$2,234,845	$0	94.73%
	$2,464,648	**$2,453,767**	**$2,329,561**	**$0**	**94.52%**
2. Construction Cost					
2.01 Construction					
UNCOMMITTED	$45,842	$0	$0	$0	
ANGELES CONTRACTOR, INC	$19,865,514	$19,865,514	$19,865,514	$0	100.00%
	$19,911,356	**$19,865,514**	**$19,865,514**	**$0**	**99.77%**
2.02 OFCI and Other Construction					
UNCOMMITTED	$50,000	$0	$0	$0	
ACCO ENGINEERED SYSTEMS INC	$150,829	$150,829	$150,829	$0	100.00%
ANIXTER	$7,312	$7,312	$7,312	$0	100.00%
ARROW RESTAURANT EQUIPMENT	$13,869	$13,869	$13,869	$0	100.00%
BLUE RIBBON TROPHY	$1,323	$1,323	$1,323	$0	100.00%
CAROLINA BIOLOGICAL SUPPLY	$25,611	$25,611	$25,611	$0	100.00%
CDW GOVERNMENT INC	$1,780	$1,780	$1,780	$0	100.00%
DAHLBERG, KENT & AMY dba NEW DIMENSION	$45,520	$45,520	$45,520	$0	100.00%
DEVELOPMENT GROUP INC	$52,937	$52,937	$52,937	$0	100.00%
FISHER SCIENCE EDUCATION	$25,951	$25,951	$25,951	$0	100.00%
FLINN SCIENTIFIC INC	$12,364	$12,364	$12,364	$0	100.00%
INTEGRATED COMMUNICATIONS AND DATA	$59,995	$59,995	$59,995	$0	100.00%
SIGNATURE PAINTING	$15,000	$15,000	$15,000	$0	100.00%
TIME & ALARM SYSTEMS	$45,029	$45,029	$45,029	$0	100.00%
VERNES PLUMBING	$8,285	$8,285	$8,285	$0	100.00%
VISTA PAINT	$644	$644	$644	$0	100.00%
WW GRAINGER INC	$4,617	$4,617	$4,617	$0	100.00%
	$521,066	**$471,066**	**$471,066**	**$0**	**90.40%**
3. Program and Construction Management					
3.01 Program Management Fees					
UNCOMMITTED	$25,780	$0	$0	$0	
CORDOBA CORPORATION	$0	$0	$0	$0	
CUMMING CONSTRUCTION MGMT INC	$976,344	$976,344	$976,344	$0	100.00%
	$1,002,124	**$976,344**	**$976,344**	**$0**	**97.43%**
3.02 Construction Management Fees					
UNCOMMITTED	$0	$0	$0	$0	
CORDOBA CORPORATION	$2,457,319	$2,457,319	$2,457,319	$0	100.00%

	Budget	Contracted to Date	Expended to Date	Quarterly Expense Jul '24 - Sep '24	% Expended
	$2,457,319	**$2,457,319**	**$2,457,319**	**$0**	**100.00%**
4. Construction Support Costs					
4.02 Title, Environmental, Stormwater Management					
UNCOMMITTED	$0	$0	$0	$0	
CHICAGO TITLE COMPANY	$750	$750	$750	$0	100.00%
PLACEWORKS INC	$73,237	$73,237	$73,237	$0	100.00%
STATE WATER RESOURCES CONTROL BOARD (SWRCB)	$484	$484	$484	$0	100.00%
	$74,471	**$74,471**	**$74,471**	**$0**	**100.00%**
4.03 Commissioning					
UNCOMMITTED	$539	$0	$0	$0	
CEPA OPERATIONS	$1,840	$1,840	$1,840	$0	100.00%
P2S ENGINEERING INC	$30,437	$30,437	$30,437	$0	100.00%
	$32,816	**$32,277**	**$32,277**	**$0**	**98.36%**
4.05 DSA Review Fees					
UNCOMMITTED	$51,172	$0	$0	$0	
DIVISION OF STATE ARCHITECT	$290,000	$290,000	$290,000	$0	100.00%
	$341,172	**$290,000**	**$290,000**	**$0**	**85.00%**
4.06 Postage, Printing & Advertising					
UNCOMMITTED	$0	$0	$0	$0	
AMERICAN REPROGRAPHICS CO LLC	$12,670	$12,670	$12,670	$0	100.00%
SOUTHERN CALIFORNIA NEWS GROUP	$1,768	$1,768	$1,768	$0	100.00%
	$14,438	**$14,438**	**$14,438**	**$0**	**100.00%**
4.07 DSA Inspection (IOR)					
UNCOMMITTED	$0	$0	$0	$0	
BPI INSPECTION SERVICE	$329,229	$329,229	$328,715	$0	99.84%
	$329,229	**$329,229**	**$328,715**	**$0**	**99.84%**
4.08 DSA Construction Phase Testing (LOR)					
UNCOMMITTED	$0	$0	$0	$0	
NINYO & MOORE	$568,109	$568,109	$568,109	$0	100.00%
	$568,109	**$568,109**	**$568,109**	**$0**	**100.00%**
4.09 Relocation					
UNCOMMITTED	$0	$0	$0	$0	
BELTMANN GROUP, INC	$4,748	$4,748	$4,748	$0	100.00%
ULINE INC	$1,365	$1,365	$1,365	$0	100.00%
	$6,113	**$6,113**	**$6,113**	**$0**	**100.00%**
4.11 Preliminary Testing (Hazmat, Topo, Geo, etc)					
UNCOMMITTED	$0	$0	$0	$0	
CALIFORNIA GEOLOGICAL SURVEY (Geology and Seismology Review)	$3,600	$3,600	$3,600	$0	100.00%
ENVIRONMENTAL NETWORK CORPORATION	$19,085	$19,085	$19,085	$0	100.00%
LEIGHTON CONSULTING INC (Geotechnical Engineering)	$16,549	$16,549	$16,549	$0	100.00%

	Budget	Contracted to Date	Expended to Date	Quarterly Expense Jul '24 - Sep '24	% Expended
PSOMAS	$21,034	$21,034	$21,034	$0	100.00%
RMA GROUP (dba SITESCAN)	$44,890	$44,890	$44,890	$0	100.00%
SPECTRUM FIRE PROTECTION (Fire Hydrant Flow Test)	$1,000	$1,000	$1,000	$0	100.00%
	$106,158	**$106,158**	**$106,158**	**$0**	**100.00%**
4.12 Utility Connection Fees (Local Permits)					
UNCOMMITTED	$0	$0	$0	$0	
SOUTHERN CALIFORNIA EDISON	$400	$400	$400	$0	100.00%
STATE WATER RESOURCES CONTROL BOARD (SWRCB)	$2,299	$2,299	$2,299	$0	100.00%
	$2,699	**$2,699**	**$2,699**	**$0**	**100.00%**
4.13 FF&E (Laboratory Tables and Chairs, other)					
UNCOMMITTED	$7,930	$0	$0	$0	
AMS.NET	$3,754	$3,754	$3,754	$0	100.00%
CDW GOVERNMENT INC	$60,305	$60,305	$60,305	$0	100.00%
CULVER-NEWLIN INC	$12,359	$12,359	$12,359	$0	100.00%
FISHER SCIENCE EDUCATION	$9,785	$9,785	$9,785	$0	100.00%
FLINN SCIENTIFIC INC	$4,162	$4,162	$4,162	$0	100.00%
GORM	$10,205	$10,205	$10,205	$0	100.00%
HILLYARD INC	$9,910	$9,910	$9,910	$0	100.00%
INTER-PACIFIC INC	$7,325	$7,325	$7,325	$0	100.00%
PERFORMANCE HEALTH SUPPLY (DBA MEDCO)	$2,065	$2,065	$2,065	$0	100.00%
SIERRA SCHOOL EQUIPMENT COMPANY	$506,325	$506,325	$506,325	$0	100.00%
TIME & ALARM SYSTEMS	$6,896	$6,896	$6,896	$0	100.00%
TURTLE STORAGE dba AMERICAN BICYCLE CO	$6,871	$6,871	$6,871	$0	100.00%
VWR INTERNATIONAL LLC	$47,922	$47,922	$47,922	$0	100.00%
	$695,813	**$687,883**	**$687,883**	**$0**	**98.86%**
4.14 Rental					
UNCOMMITTED	$85,889	$0	$0	$0	
ICE MACHINE SALES & SERVICE	$897	$897	$897	$0	100.00%
INDUSTRIAL COMMERCIAL SYSTEMS INC	$17,533	$17,533	$10,616	$0	60.55%
OTIS WORLWIDE CORP	$5,341	$5,341	$5,341	$0	100.00%
QUEEN CITY GLASS CO	$6,275	$6,275	$6,275	$0	100.00%
TIME & ALARM SYSTEMS	$28,089	$28,089	$17,746	$484	63.18%
VERNES PLUMBING	$5,977	$5,977	$5,977	$0	100.00%
	$150,000	**$64,111**	**$46,851**	**$484**	**31.23%**
4.16 Miscellaneous Fees					
UNCOMMITTED	$0	$0	$0	$0	
OUSD COST OF INTEREST DISTRIBUTION	$51,035	$51,035	$51,035	$0	100.00%
	$51,035	**$51,035**	**$51,035**	**$0**	**100.00%**
Total 394-9520 Villa Park HS Science Center (DSA 04-117022)	**$28,728,566**	**$28,450,534**	**$28,308,553**	**$484**	**98.54%**

	Budget	Contracted to Date	Expended to Date	Quarterly Expense Jul '24 - Sep '24	% Expended
394-9520 Villa Park HS Interim Housing (DSA 04-116788)					
1. Design Cost					
1.01 Architect					
UNCOMMITTED	$0	$0	$0	$0	
LPA INC	$70,000	$70,000	$70,000	$0	100.00%
	$70,000	**$70,000**	**$70,000**	**$0**	**100.00%**
2. Construction Cost					
2.01 Construction					
UNCOMMITTED	$0	$0	$0	$0	
ANGELES CONTRACTOR, INC	$1,074,556	$1,074,556	$1,074,556	$0	100.00%
	$1,074,556	**$1,074,556**	**$1,074,556**	**$0**	**100.00%**
2.02 OFCI and Other Construction					
UNCOMMITTED	$0	$0	$0	$0	
ACCO ENGINEERED SYSTEMS INC	$36,527	$36,527	$36,527	$0	100.00%
	$36,527	**$36,527**	**$36,527**	**$0**	**100.00%**
4. Construction Support Costs					
4.01 Rental					
UNCOMMITTED	$0	$0	$0	$0	
ELITE MODULAR LEASING & SALES INC	$690,571	$690,571	$690,571	$0	100.00%
	$690,571	**$690,571**	**$690,571**	**$0**	**100.00%**
4.05 DSA Review Fees					
UNCOMMITTED	$0	$0	$0	$0	
DIVISION OF STATE ARCHITECT	$24,163	$24,163	$24,163	$0	100.00%
	$24,163	**$24,163**	**$24,163**	**$0**	**100.00%**
4.07 DSA Inspection (IOR)					
UNCOMMITTED	$0	$0	$0	$0	
BPI INSPECTION SERVICE	$43,265	$43,265	$43,265	$0	100.00%
	$43,265	**$43,265**	**$43,265**	**$0**	**100.00%**
4.08 DSA Construction Phase Testing (LOR)					
UNCOMMITTED	$0	$0	$0	$0	
NINYO & MOORE	$41,908	$41,908	$41,908	$0	100.00%
	$41,908	**$41,908**	**$41,908**	**$0**	**100.00%**
4.09 Relocation					
UNCOMMITTED	$0	$0	$0	$0	
BELTMANN GROUP, INC	$4,640	$4,640	$4,640	$0	100.00%
	$4,640	**$4,640**	**$4,640**	**$0**	**100.00%**
Total 394-9520 Villa Park HS Interim Housing (DSA 04-116788)	**$1,985,629**	**$1,985,629**	**$1,985,629**	**$0**	**100.00%**

	Budget	Contracted to Date	Expended to Date	Quarterly Expense Jul '24 - Sep '24	% Expended
394-9520 Villa Park HS Parking and Drop Off (DSA 04-118521)					
1. Design Cost					
1.01 Architect					
UNCOMMITTED	$0	$0	$0	$0	
LPA INC	$107,305	$107,305	$59,506	$0	55.45%
	$107,305	**$107,305**	**$59,506**	**$0**	**55.45%**
2. Construction Cost					
2.01 Construction					
UNCOMMITTED	$0	$0	$0	$0	
ANGELES CONTRACTOR, INC	$2,594,435	$2,594,435	$2,594,435	$0	100.00%
	$2,594,435	**$2,594,435**	**$2,594,435**	**$0**	**100.00%**
2.02 OFCI and Other Construction					
UNCOMMITTED	$0	$0	$0	$0	
WW GRAINGER INC	$1,536	$1,536	$1,536	$0	100.00%
	$1,536	**$1,536**	**$1,536**	**$0**	**100.00%**
4. Construction Support Costs					
4.05 DSA Review Fees					
UNCOMMITTED	$0	$0	$0	$0	
DIVISION OF STATE ARCHITECT	$38,262	$38,262	$38,262	$0	100.00%
	$38,262	**$38,262**	**$38,262**	**$0**	**100.00%**
4.06 Postage, Printing & Advertising					
UNCOMMITTED	$0	$0	$0	$0	
AMERICAN REPROGRAPHICS CO LLC	$476	$476	$476	$0	100.00%
	$476	**$476**	**$476**	**$0**	**100.00%**
4.07 DSA Inspection (IOR)					
UNCOMMITTED	$0	$0	$0	$0	
BPI INSPECTION SERVICE	$44,690	$44,690	$40,074	$0	89.67%
	$44,690	**$44,690**	**$40,074**	**$0**	**89.67%**
4.08 DSA Construction Phase Testing (LOR)					
UNCOMMITTED	$0	$0	$0	$0	
NINYO & MOORE	$75,273	$75,273	$75,273	$0	100.00%
	$75,273	**$75,273**	**$75,273**	**$0**	**100.00%**
Total 394-9520 Villa Park HS Parking and Drop Off (DSA 04-118521)	**$2,861,978**	**$2,861,978**	**$2,809,562**	**$0**	**98.17%**
394-9520 Villa Park HS Phase II (DSA 04-119694)					
1. Design Cost					
1.01 Architect					
UNCOMMITTED	$12,881	$0	$0	$0	

	Budget	Contracted to Date	Expended to Date	Quarterly Expense Jul '24 - Sep '24	% Expended
LPA INC	$2,132,175	$2,132,175	$1,900,156	$58,134	89.12%
	$2,145,055	**$2,132,175**	**$1,900,156**	**$58,134**	**88.58%**
2. Construction Cost					
2.01 Construction					
UNCOMMITTED	$0	$0	$0	$0	
PINNER CONSTRUCTION	$27,116,986	$27,116,986	$21,399,244	$1,500,104	78.91%
	$27,116,986	**$27,116,986**	**$21,399,244**	**$1,500,104**	**78.91%**
2.02 OFCI and Other Construction					
UNCOMMITTED	$267,290	$0	$0	$0	
AMS.NET	$47,877	$47,877	$46,477	$0	97.08%
APPLIED RESTORATION INC	$0	$0	$0	$0	
CDW GOVERNMENT INC	$32,423	$32,423	$0	$0	0.00%
DAHLBERG, KENT & AMY dba NEW DIMENSION	$6,302	$6,302	$6,302	$0	100.00%
DEVELOPMENT GROUP INC	$54,707	$54,707	$54,707	$0	100.00%
GIANNELLI ELECTRIC INC	$4,385	$4,385	$4,385	$0	100.00%
INTER-PACIFIC INC	$19,105	$19,105	$0	$0	0.00%
	$432,090	**$164,800**	**$111,871**	**$0**	**25.89%**
3. Program and Construction Management					
3.01 Program Management Fees					
UNCOMMITTED	$446,752	$0	$0	$0	
CUMMING CONSTRUCTION MGMT INC	$839,738	$839,738	$613,221	$17,435	73.03%
	$1,286,490	**$839,738**	**$613,221**	**$17,435**	**47.67%**
3.02 Construction Management Fees					
UNCOMMITTED	$111,422	$0	$0	$0	
CORDOBA CORPORATION	$991,653	$991,653	$848,290	$33,922	85.54%
	$1,103,075	**$991,653**	**$848,290**	**$33,922**	**76.90%**
4. Construction Support Costs					
4.01 Rental					
UNCOMMITTED	$65,511	$0	$0	$0	
ELITE MODULAR LEASING & SALES INC	$246,489	$246,489	$178,889	$0	72.57%
	$312,000	**$246,489**	**$178,889**	**$0**	**57.34%**
4.02 Title, Environmental, Stormwater Management					
UNCOMMITTED	$20,000	$0	$0	$0	
ENVIRONMENTAL AUDIT INC	$4,766	$4,766	$4,766	$0	100.00%
	$24,766	**$4,766**	**$4,766**	**$0**	**19.24%**
4.03 Commissioning					
UNCOMMITTED	$10,000	$0	$0	$0	
P2S ENGINEERING INC	$32,729	$32,729	$13,363	$0	40.83%

	Budget	Contracted to Date	Expended to Date	Quarterly Expense Jul '24 - Sep '24	% Expended
	$42,729	**$32,729**	**$13,363**	**$0**	**31.27%**
4.05 DSA Review Fees					
UNCOMMITTED	$100,904	$0	$0	$0	
DIVISION OF STATE ARCHITECT	$231,096	$231,096	$231,096	$0	100.00%
	$332,000	**$231,096**	**$231,096**	**$0**	**69.61%**
4.06 Postage, Printing & Advertising					
UNCOMMITTED	$16,937	$0	$0	$0	
AMERICAN REPROGRAPHICS CO LLC	$6,365	$6,365	$6,365	$0	100.00%
SOUTHERN CALIFORNIA NEWS GROUP	$2,918	$2,918	$2,918	$0	100.00%
T.D. GRAPHICS	$198	$198	$198	$0	100.00%
	$26,418	**$9,481**	**$9,481**	**$0**	**35.89%**
4.07 DSA Inspection (IOR)					
UNCOMMITTED	$28,760	$0	$0	$0	
BPI INSPECTION SERVICE	$471,240	$471,240	$364,806	$19,005	77.41%
	$500,000	**$471,240**	**$364,806**	**$19,005**	**72.96%**
4.08 DSA Construction Phase Testing (LOR)					
UNCOMMITTED	$73,780	$0	$0	$0	
AMERICAN ENGINEERING LABORATORIES INC	$426,220	$426,220	$415,575	$15,313	97.50%
	$500,000	**$426,220**	**$415,575**	**$15,313**	**83.11%**
4.09 Relocation					
UNCOMMITTED	$22,000	$0	$0	$0	
BELTMANN GROUP, INC	$9,447	$9,447	$9,447	$0	100.00%
CAPITAL PROTECTION	$4,968	$4,968	$4,968	$0	100.00%
CLEAN EARTH ENVIRONMENTAL	$15,208	$15,208	$15,208	$0	100.00%
ULINE INC	$0	$0	$0	$0	
	$51,623	**$29,623**	**$29,623**	**$0**	**57.38%**
4.11 Preliminary Testing (Hazmat, Topo, Geo, etc)					
UNCOMMITTED	$11,347	$0	$0	$0	
ENVIRONMENTAL NETWORK CORPORATION	$28,880	$28,880	$28,667	$0	99.26%
NINYO & MOORE	$53,223	$53,223	$53,223	$0	100.00%
PSOMAS	$26,550	$26,550	$26,550	$0	100.00%
	$120,000	**$108,653**	**$108,440**	**$0**	**90.37%**
4.12 Utility Connection Fees (Local Permits)					
UNCOMMITTED	$10,000	$0	$0	$0	
	$10,000	**$0**	**$0**	**$0**	**0.00%**
4.13 Furniture, Fixtures & Equipment					
UNCOMMITTED	$179,309	$0	$0	$0	
ARROW RESTAURANT EQUIPMENT	$1,760	$1,760	$0	$0	0.00%
B & H PHOTO VIDEO PRO AUDIO	$417	$417	$417	$0	100.00%
FERGUSON ENTERPRISES INC	$276	$276	$0	$0	0.00%
SIERRA SCHOOL EQUIPMENT COMPANY	$382,797	$382,797	$0	$0	0.00%

	Budget	Contracted to Date	Expended to Date	Quarterly Expense Jul '24 - Sep '24	% Expended
SITEONE LANDSCAPE SUPPLY (HYDROSCAPE)	$5,442	$5,442	$5,442	$0	100.00%
	$570,000	**$390,691**	**$5,858**	**$0**	**1.03%**
4.14 Rental					
UNCOMMITTED	$14,607	$0	$0	$0	
ARROW LIFT	$2,515	$2,515	$2,515	$0	100.00%
WARE DISPOSAL	$2,877	$2,877	$2,877	$0	100.00%
	$20,000	**$5,393**	**$5,393**	**-$2,515**	**26.96%**
4.16 Miscellaneous Fees					
UNCOMMITTED	$0	$0	$0	$0	
OUSD COST OF INTEREST DISTRIBUTION	$619	$619	$619	$0	100.00%
	$619	**$619**	**$619**	**$0**	**100.00%**
5. Contingency					
5.01 Construction Contingency					
UNCOMMITTED	$2,422,437	$0	$0	$0	
	$2,422,437	**$0**	**$0**	**$0**	**0.00%**
5.02 Project Contingency					
UNCOMMITTED	$1,229,655	$0	$0	$0	
	$1,229,655	**$0**	**$0**	**$0**	**0.00%**
Total 394-9520 Villa Park HS Phase II (DSA 04-119694)	**$38,245,945**	**$33,202,352**	**$26,240,692**	**$1,641,397**	**68.61%**
394-9520 Villa Park HS Unallocated Bond Funds					
5. Unallocated Bond Funds					
FD21 MEASURE S INTEREST					
UNCOMMITTED	$95,453	$0	$0	$0	
	$95,453	**$0**	**$0**	**$0**	**0.00%**
FD22 Measure S Bond Funds					
UNCOMMITTED	$256,481	$0	$0	$0	
	$256,481	**$0**	**$0**	**$0**	**0.00%**
FD22 MEASURE S INTEREST					
UNCOMMITTED	$1,894,714	$0	$0	$0	
	$1,894,714	**$0**	**$0**	**$0**	**0.00%**
Total 394-9520 Villa Park HS Unallocated Bond Funds	**$2,246,648**	**$0**	**$0**	**$0**	**0.00%**
Villa Park High School	**$74,131,714**	**$66,563,441**	**$59,407,385**	**$1,641,881**	**80.14%**

3.2 CASH FLOW PROJECTIONS

MEASURE S BOND PROGRAM - Series B 2022 Phase II)
Actual Costs thru August 31, 2024, *NOT INCLUDING ACCRUALS PENDING PAYMENT*

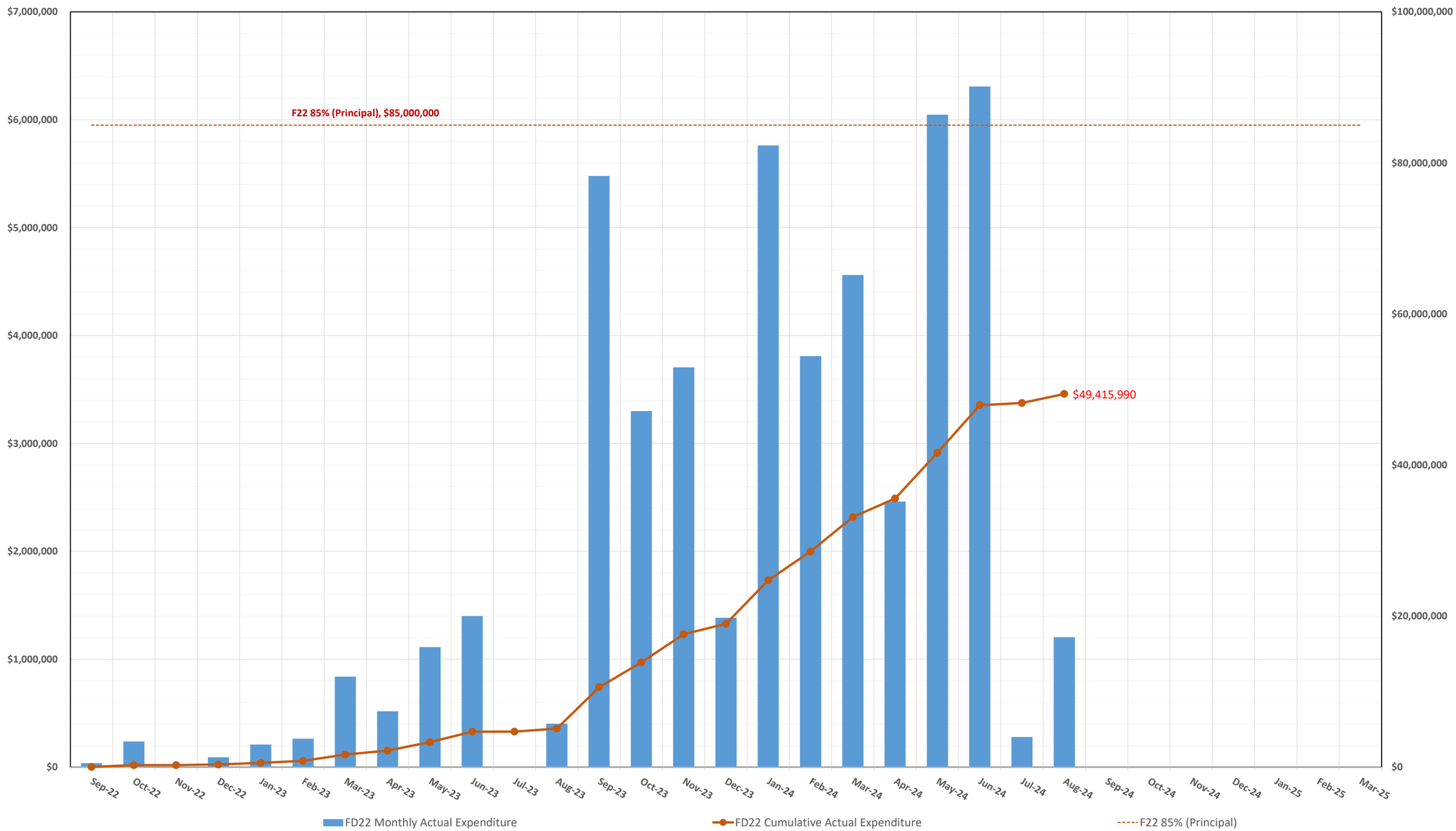

4.0 PROGRAM SCHEDULE SUMMARY

MEASURE S BOND PROGRAM - PHASE II: SCHEDULE SUMMARY

CUMMING GROUP

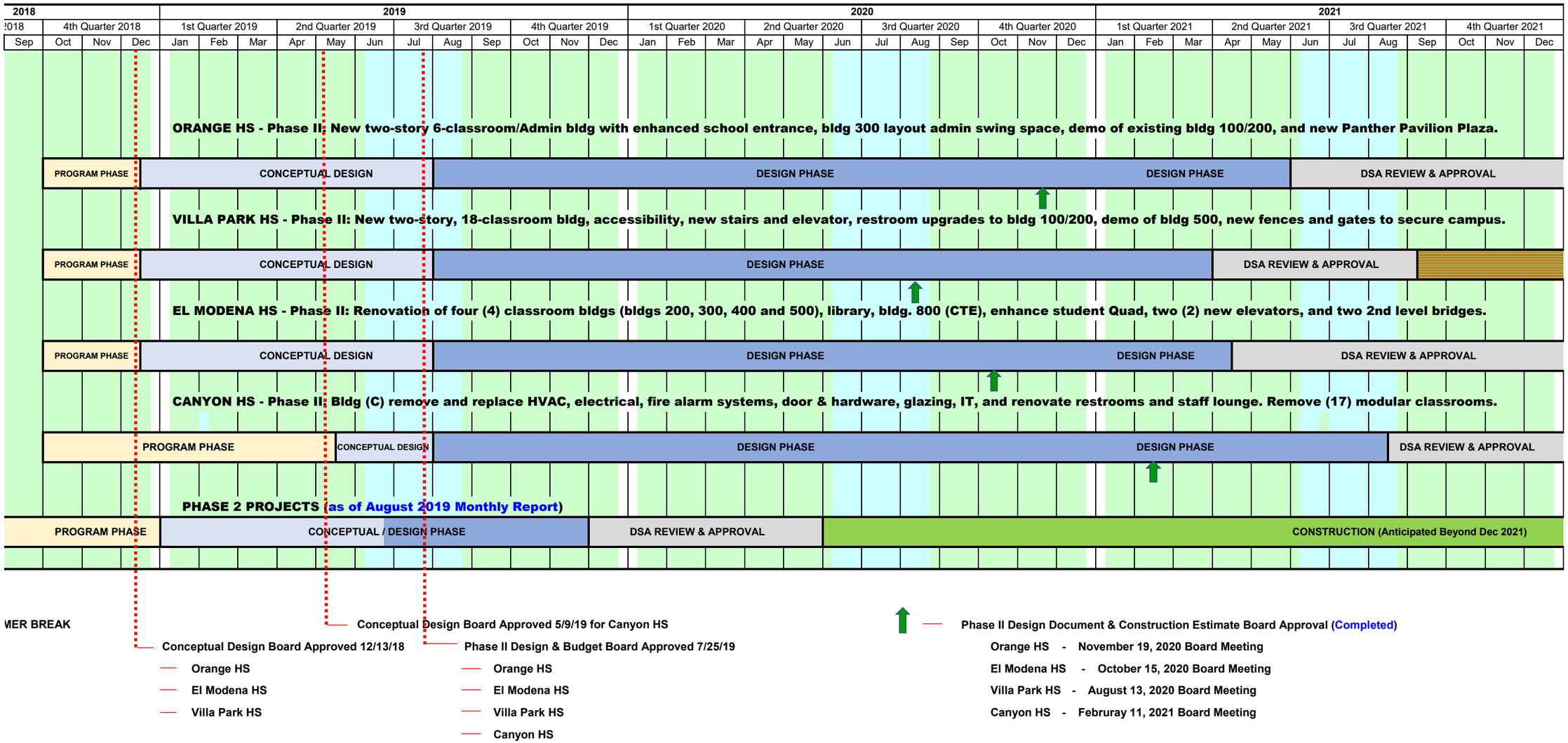

MEASURE S BOND PROGRAM - PHASE II: SCHEDULE SUMMARY

CUMMING GROUP

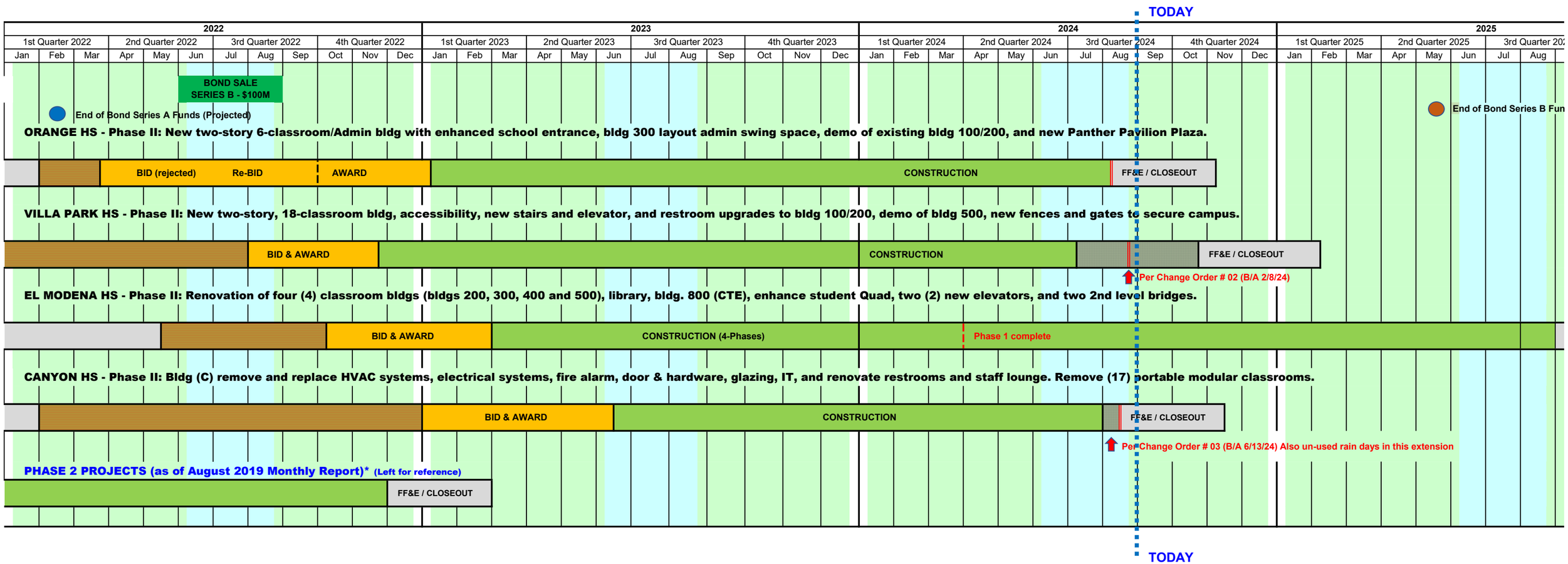

SUMMER BREAK

EXTENDED CONSTRUCTION START
(for Phase II Bond Award)

There has been a Substantial Completion date change; if approved by the Board of Education (B/A) (see under specific project for the Change Order # referenced).

Change Order # reference

Board of Education
Ana Page, President
Angie Rumsey, Vice-President
Kris Erickson, Clerk
Andrea Yamasaki
John Ortega
Sara Pelly
Dr. Steven Glass

Ernie Gonzalez, Board Secretary
Superintendent

Sulema Holguin
Assistant Superintendent / CBO
Business Services

Isela Vazquez
Senior Executive Director
Facilities Development & Planning

Facilities & Planning Department
Measure S Bond Program
726 W. Collins Avenue
Orange, CA 92867
T: (714) 628-4500