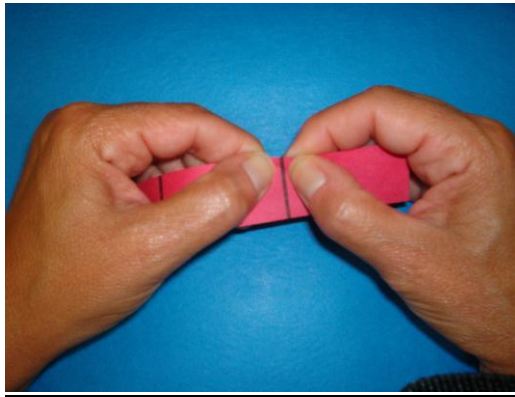


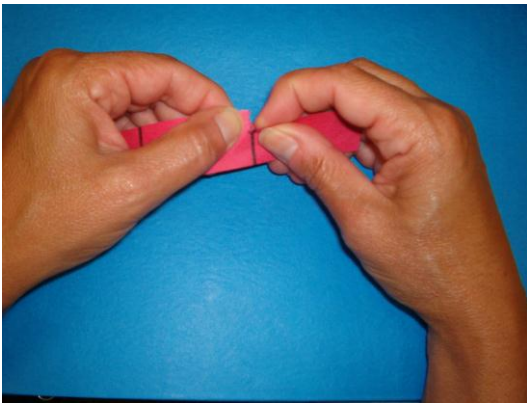
## TEARING

A pre-scissors skill


- Tearing helps to strengthen the “scissors fingers” (“Thumb”, “Pointer” and “Tail Finger”).
- Using hands together for tearing prepares the child for scissors.



Position hands in “thumbs up” position at top of lined, 1” construction paper strip. Position both thumbs close to the line, with “Pointer” and “Tail Finger” behind the thumb.



Hold the paper still with the “helper hand” as the scissors fingers pull the paper to the body.



When the child is able to tear the 1-inch strip, progress to a 2-inch strip.

May use construction paper strips. May have children tear out pictures from old magazines to make collages. Pre-tear whole/ half/quarter pages out of magazines, ahead of time, for children.