



# Elementary E-Learning Plan

## Dear Second Parents and Guardians,

This year it has been decided that all classes (P-6) will participate in e-learning days by completing the attached work “packets” and returning it completed with a parent/guardian signature the next school day. This is how we will be marking attendance for the school day.

Attached you will find five days worth of work for your student to complete on e-learning days ONLY. Please only complete one day's worth of work on an e-learning day, ei. Day 1 work to be completed on e-learning day number one, Day 2 work to be completed on e-learning day number two, etc. Please do NOT complete all the packets on the first e-learning day.

Included in the packet of work is review of skills your student has seen before in reading and math. If any questions arise while you are working with your student, your student's teacher is available via phone, or email until 3:30p.m. Please do not hesitate to reach out and ask questions.

**Patrice Loidolt**

**320.329.8368 ext: 1208**

**[ploidolt@rcw.k12.mn.us](mailto:ploidolt@rcw.k12.mn.us)**

**Shelby Meigs**

**320.329.8368 ext: 1137**

**[smeigs@rcw.k12.mn.us](mailto:smeigs@rcw.k12.mn.us)**

**Shelby Arnold**

**320.329.8368 ext: 1218**


**[sarnold@rcw.k12.mn.us](mailto:sarnold@rcw.k12.mn.us)**



# Second Grade E-learning Packet

Day 1

Date \_\_\_\_\_

Independent Reading	<input type="checkbox"/> 10 minutes read to self <input type="checkbox"/> 10 minutes read to self <input type="checkbox"/> Written activity
SEL Social Skills	<p>Write down 5 ways you can be respectful at home. Then share them with an adult.</p> <p>1. _____</p> <p>2. _____</p> <p>3. _____</p> <p>4. _____</p> <p>5. _____</p>
Reading Work	<p>Choose a favorite book or use your library book. (If you don't have a book to read at home you may go onto YouTube or Epic and find a story there) Read it, or have someone read it to you. Complete the <a href="#">Answer Questions</a> worksheet for the book.</p> <p>Practice your spelling words.</p>
Math Work	<p>Complete the <a href="#">2 digit addition</a> worksheet as well as the <a href="#">money</a> worksheet.</p>
Music	<p>Complete the Musical Codes worksheet. Label each note either so, la, or mi. <i>Hint: the first note is so, the last note is mi.</i></p> <p> <a href="#">Musical Codes.pdf</a></p>
PE- Mr. Landquist	<p>Do our warm up 15 Jumping Jacks, 15 pushups, 15 squats</p> <p>Engage 10 minutes of heart rate increasing activity shoveling snow, running around, and extra warm up movements.</p>
English Language Development (Mrs. Marcus)	<p><a href="#">"5 Seconds" Game</a></p>

Letter Work (Mrs. Elfering/Ms. Hagen)	How many CVC (Consonant, Vowel, Consonant) words can you make with the letters a, c, d, f, h, m, n, t, and x? (ex. had)
--	---

Parent Signature\_\_\_\_\_

Name: \_\_\_\_\_

2RL1

I can answer questions to show I understand what I read.

# Answer Questions

Title: \_\_\_\_\_

Who was the story about?

What happened in the story?

Where did the story take place?



When did the story take place?

How did the story end?

# Two-Digit Addition

Name \_\_\_\_\_ Date \_\_\_\_\_

First add the ones. Then add the tens.

tens	ones	
3	4	
+ 5	3	
8	7	

Add.

$$\begin{array}{r} 1. \quad 12 \\ + 27 \\ \hline \end{array} \quad \begin{array}{r} 16 \\ + 42 \\ \hline \end{array} \quad \begin{array}{r} 62 \\ + 21 \\ \hline \end{array} \quad \begin{array}{r} 32 \\ + 43 \\ \hline \end{array} \quad \begin{array}{r} 47 \\ + 30 \\ \hline \end{array}$$

$$\begin{array}{r} 2. \quad 35 \\ + 14 \\ \hline \end{array} \quad \begin{array}{r} 17 \\ + 11 \\ \hline \end{array} \quad \begin{array}{r} 10 \\ + 61 \\ \hline \end{array} \quad \begin{array}{r} 11 \\ + 44 \\ \hline \end{array} \quad \begin{array}{r} 23 \\ + 46 \\ \hline \end{array}$$

$$\begin{array}{r} 3. \quad 26 \\ + 22 \\ \hline \end{array} \quad \begin{array}{r} 18 \\ + 80 \\ \hline \end{array} \quad \begin{array}{r} 42 \\ + 42 \\ \hline \end{array} \quad \begin{array}{r} 22 \\ + 16 \\ \hline \end{array} \quad \begin{array}{r} 65 \\ + 21 \\ \hline \end{array}$$

$$\begin{array}{r} 4. \quad 22 \\ + 51 \\ \hline \end{array} \quad \begin{array}{r} 30 \\ + 62 \\ \hline \end{array} \quad \begin{array}{r} 53 \\ + 15 \\ \hline \end{array} \quad \begin{array}{r} 67 \\ + 20 \\ \hline \end{array} \quad \begin{array}{r} 42 \\ + 32 \\ \hline \end{array}$$

# Money Practice (I)

Name \_\_\_\_\_ Date \_\_\_\_\_



Start with the coin that is worth the most. Then count on by tens, five, and ones.



Count the coins. Write the amount in the box.

1.

\_\_\_\_\_ ¢ \_\_\_\_\_ ¢ \_\_\_\_\_ ¢ \_\_\_\_\_ ¢ \_\_\_\_\_ ¢ \_\_\_\_\_ ¢

2.

\_\_\_\_\_ ¢ \_\_\_\_\_ ¢ \_\_\_\_\_ ¢ \_\_\_\_\_ ¢ \_\_\_\_\_ ¢ \_\_\_\_\_ ¢

3.

\_\_\_\_\_ ¢ \_\_\_\_\_ ¢ \_\_\_\_\_ ¢ \_\_\_\_\_ ¢ \_\_\_\_\_ ¢ \_\_\_\_\_ ¢

4.

\_\_\_\_\_ ¢ \_\_\_\_\_ ¢ \_\_\_\_\_ ¢ \_\_\_\_\_ ¢ \_\_\_\_\_ ¢ \_\_\_\_\_ ¢

5.

\_\_\_\_\_ ¢ \_\_\_\_\_ ¢ \_\_\_\_\_ ¢ \_\_\_\_\_ ¢

# Money: Quarters

Name \_\_\_\_\_ Date \_\_\_\_\_

**This is a quarter.**  
**A quarter has two sides.**



Count the money in each purse. Color the purse if you can trade it for a quarter.



Unit 3

Name \_\_\_\_\_


COPYING MASTER

1-2

## MUSICAL CODES

Use this activity to help you practice identifying *mi so la* (3 5 6).  
The boatmen want to send a message in code to another boat.

- Write the syllables or numbers (*mi so la* or 3 5 6) on the lines below the staff to code the song.





K-4 e-Learning: Day #1

ELL assignment from Mrs. Marcus

This game is called "5 Seconds." You can play by yourself OR with other people. Use a timer to list 3 things from each card within 5 seconds. If playing with another person, they have to say 3 new words, no repeats. Try 10-20 seconds if 5 seconds isn't long enough.

EXTRA CHALLENGE: write down the 3 ideas (untimed). Have fun!


Name 3 things that are yellow	Name 3 farm animals	Name 3 fruits
Name 3 heavy items	Name 3 light items	Name 3 holidays
Name 3 books	Name 3 movies	Name 3 types of shoes



## Second Grade E-learning Packet

**Day 2**

**Date:** \_\_\_\_\_

Independent Reading	<input type="checkbox"/> 10 minutes read to self <input type="checkbox"/> 10 minutes read to self <input type="checkbox"/> Written activity
SEL Social Skills	<p>Write down 5 ways you listen to your parents. Then listen to your parents and help them with 2 chores.</p> <hr/> <hr/> <hr/> <hr/> <hr/>
Reading Work	<p>Choose a favorite book or use your library book.(If you don't have a book to read at home you may go onto YouTube or Epic and find a story there) Read it, or have someone read it to you. Complete the <a href="#">Character worksheet</a> for the book.</p> <p>Practice your spelling words.</p>
Math Work	Complete the <a href="#">clock</a> and two-digit <a href="#">subtraction</a> worksheets.
Music	<p>Complete the Musical Instruments Crossword Puzzle.</p> <p> <a href="#">Musical Instruments Crossword (student).pdf</a></p>
PE- Mr. Landquist	<p>Do our warm up 15 Jumping Jacks, 15 pushups, 15 squats</p> <p>Engage 10 minutes of heart rate increasing activity shoveling snow, running around, and extra warm up movements.</p>
English Language Development (Mrs. Marcus)	<p><a href="#">"5 Seconds" Game</a></p>
Letter Work (Mrs.	How many CVC (Consonant, Vowel, Consonant) words can you make

Elfering/Ms. Hagen)	with the letters b, d, e, g, l, m, n, p, t, and w? (ex. peg)
---------------------	---

Parent Signature\_\_\_\_\_

Name: \_\_\_\_\_

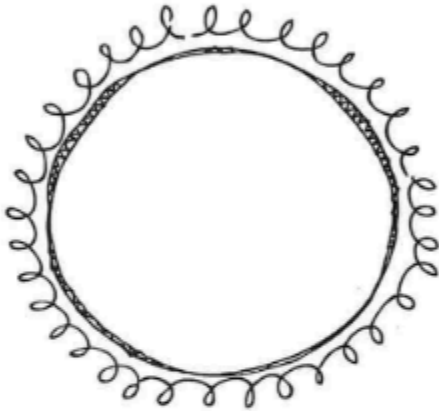
2RL.3

I can describe how a character responds to a challenge.

# Character

Title: \_\_\_\_\_

**Character**



\_\_\_\_\_

**Challenge the Character Faced**

\_\_\_\_\_  
\_\_\_\_\_  
\_\_\_\_\_  
\_\_\_\_\_  
\_\_\_\_\_  
\_\_\_\_\_

**How did the character respond?**

\_\_\_\_\_  
\_\_\_\_\_  
\_\_\_\_\_  
\_\_\_\_\_

# Time: Quarter Hour (IV)

Name \_\_\_\_\_ Date \_\_\_\_\_

Draw a line from each clock to the matching time.



7:15



7:45



3:45



2:45



4:15



6:15



1:15



5:45

Unit 5

# Time: Hour and Half Hour

Name \_\_\_\_\_ Date \_\_\_\_\_

Circle the correct time.

1.



9:30    10:30



1:00    11:00



12:30    1:30

2.



7:00    8:00



6:00    6:30



3:00    3:30

3.



2:00    3:00



12:30    5:30



4:30    5:30

4.



eight-thirty    nine-thirty



11 o'clock    12 o'clock



8 o'clock    eight-thirty

# Time: Hour

Name \_\_\_\_\_ Date \_\_\_\_\_

Write the time.

1.



9:00



:



:

2.



:



:



:

3.



\_\_\_\_\_ o'clock



\_\_\_\_\_ o'clock



\_\_\_\_\_ o'clock

4.



\_\_\_\_\_ o'clock



\_\_\_\_\_ o'clock



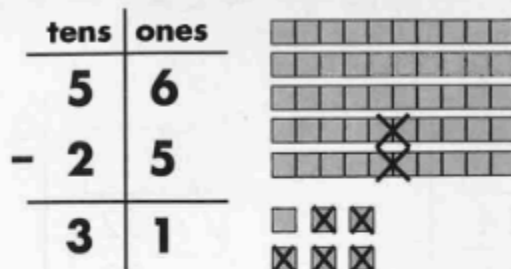
\_\_\_\_\_ o'clock

Unit 5

# Two-Digit Subtraction

Name \_\_\_\_\_ Date \_\_\_\_\_

First subtract the ones. Then subtract the tens.



Unit 1

Subtract.

$$\begin{array}{r} 1. \quad 59 \\ - 22 \\ \hline \end{array} \quad \begin{array}{r} 98 \\ - 75 \\ \hline \end{array} \quad \begin{array}{r} 40 \\ - 10 \\ \hline \end{array} \quad \begin{array}{r} 89 \\ - 65 \\ \hline \end{array} \quad \begin{array}{r} 47 \\ - 30 \\ \hline \end{array}$$

$$\begin{array}{r} 2. \quad 77 \\ - 66 \\ \hline \end{array} \quad \begin{array}{r} 82 \\ - 51 \\ \hline \end{array} \quad \begin{array}{r} 29 \\ - 17 \\ \hline \end{array} \quad \begin{array}{r} 32 \\ - 10 \\ \hline \end{array} \quad \begin{array}{r} 63 \\ - 42 \\ \hline \end{array}$$

$$\begin{array}{r} 3. \quad 39 \\ - 14 \\ \hline \end{array} \quad \begin{array}{r} 90 \\ - 50 \\ \hline \end{array} \quad \begin{array}{r} 64 \\ - 51 \\ \hline \end{array} \quad \begin{array}{r} 59 \\ - 43 \\ \hline \end{array} \quad \begin{array}{r} 67 \\ - 21 \\ \hline \end{array}$$


$$\begin{array}{r} 4. \quad 74 \\ - 21 \\ \hline \end{array} \quad \begin{array}{r} 88 \\ - 44 \\ \hline \end{array} \quad \begin{array}{r} 69 \\ - 22 \\ \hline \end{array} \quad \begin{array}{r} 57 \\ - 42 \\ \hline \end{array} \quad \begin{array}{r} 45 \\ - 32 \\ \hline \end{array}$$




Name: \_\_\_\_\_ Date: \_\_\_\_\_

# Musical Instruments

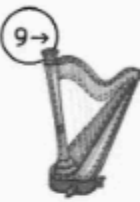
**DIRECTIONS:** Fill in the crossword puzzle grid with the name of each musical instrument following the numbers and direction indicated. Use the word bank if you get stuck.



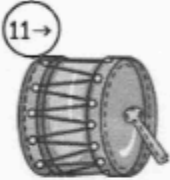
2→




8→




9→




11→




10↓




12→



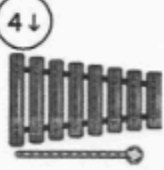
7↓




1↓




5↓



4↓



6↓



ACCORDION	PIANO
DRUM	TAMBOURINE
GUITAR	TROMBONE
HARMONICA	TRUMPET
HARP	VIOLIN
MARACAS	XYLOPHONE

K-4 e-Learning: Day #2

ELL assignment from Mrs. Marcus

This game is called "5 Seconds." You can play by yourself OR with other people. Use a timer to list 3 things from each card within 5 seconds. If playing with another person, they have to say 3 new words, no repeats. Try 10-20 seconds if 5 seconds isn't long enough.

EXTRA CHALLENGE: write down the 3 ideas (untimed). Have fun!

Name 3 things that are blue	Name 3 forest animals	Name 3 vegetables
Name 3 things at a bakery	Name 3 pieces of clothing	Name 3 things to pack
Name 3 places to visit	Name 3 stinky animals	Name 3 books you like



## Second Grade E-learning Packet

**Day 3**

**Date:** \_\_\_\_\_

Independent Reading	<input type="checkbox"/> 10 minutes read to self <input type="checkbox"/> 10 minutes read to self <input type="checkbox"/> Written activity
SEL Social Skills	<b>Write 3 things you do while you are at home and how they make you feel. ( Ex. Playing a game makes me happy.)</b>
Reading Work	Choose a favorite book or use your library book.(If you don't have a book to read at home you may go onto YouTube or Epic and find a story there) Read it, or have someone read it to you. Complete the <a href="#">Story Structure worksheet</a> for the book.
Math Work	Complete the <a href="#">addition word problems</a> and <a href="#">adding 3 digit numbers</a> .
Music	Read about Mexican music, then write short answers to the questions. <a href="#">Mexican Music</a>
PE- Landquist	Do our warm up 15 Jumping Jacks, 15 pushups, 15 squats  Engage 10 minutes of heart rate increasing activity shoveling snow, running around, and extra warm up movements.
English Language Development (Mrs. Marcus)	<a href="#">"5 Seconds" Game</a>
Letter Work (Mrs. Elfering/Ms. Hagen)	How many CVC (Consonant, Vowel, Consonant) words can you make with the letters b, d, g, h, i, n, p, s, and t? (ex. dig)

**Parent Signature** \_\_\_\_\_

Name: \_\_\_\_\_

2.RL.5

I can sequence events in a story.

# Story Structure

Title: \_\_\_\_\_

First,

---

---

---

---

Next,

---

---

---

---

Then,

---

---

---

---

Last,

---

---

---

---

## Word Problems: Addition (I)

Name \_\_\_\_\_ Date \_\_\_\_\_

Read each problem. Write a number sentence and solve.

1. 12 cats are at the pet parade. Then 17 more cats join the parade. How many cats are in the parade now?



$$\begin{array}{r} 12 \\ + 17 \\ \hline 29 \end{array}$$


2. 26 dogs are in the park. 11 more dogs come. How many dogs are in the park now?




3. Serina has 45 goldfish in her tank. Ray has 32 goldfish in his tank. How many goldfish are in both tanks?



4. Jeff had 50 guppies. His mother bought him 18 more guppies. How many guppies will Jeff have now?



5. 16 horses are in the barn. 10 more horses are brought in the barn. How many horses are in the barn now?



6. 34 cows are grazing in the grass. Then 24 more cows come along. How many cows are there now?



# Adding Three Numbers

Name \_\_\_\_\_ Date \_\_\_\_\_

Add.



Unit 1

1.	40	10	61	56	13
	20	26	27	20	12
	+ 30	+ 31	+ 10	+ 10	+ 11
	<hr/>	<hr/>	<hr/>	<hr/>	<hr/>

2.	20	23	30	14	10
	22	61	12	43	22
	+ 24	+ 15	+ 13	+ 20	+ 11
	<hr/>	<hr/>	<hr/>	<hr/>	<hr/>

3.	16	21	14	26	30
	21	32	13	21	30
	+ 50	+ 23	+ 22	+ 11	+ 30
	<hr/>	<hr/>	<hr/>	<hr/>	<hr/>

4.	18	20	20	41	52
	10	34	16	27	12
	+ 11	+ 14	+ 23	+ 20	+ 10
	<hr/>	<hr/>	<hr/>	<hr/>	<hr/>



Music plays a big part in Mexican culture! Though Mexican music is always changing, many traditional Mexican music styles are still played today.

The most famous type of Mexican music is **mariachi**. Mariachi is performed by traveling bands that play on the street, in restaurants and at celebrations like parties and weddings. Mariachi music uses guitars, violins, and trumpets, but other instruments that are easy to carry can be added as well. Mariachi musicians usually wear traditional Mexican cowboy clothing.

**Ranchera** got its start during the Mexican Revolution. It is called ranchera because it began as songs that were sung on ranches in Mexico's countryside. The songs were often about patriotism, love, and the beauty of nature. Ranchera songs are a lot like **corridos**, which are ballads that tell a story.

**Norteño** music began in the mid-1800s, when many Europeans were migrating to Mexico. Norteño, which means "northern," can be recognized by its use of accordion and tuba. Norteño is similar to **banda**, another kind of Mexican music that uses many brass instruments and sounds like German polka music. Banda bands are usually very big, with around 10-20 members.

1. Name two instruments used in mariachi music.

---

2. The accordion was invented in Germany in the 1800s. Why do you think it was used in norteño music?

---

---

---

3. Why do you think patriotism was a popular topic for songs during the Mexican Revolution?

---

---

## For EL Students Only

K-4 e-Learning: Day #3

ELL assignment from Mrs. Marcus

This game is called "5 Seconds." You can play by yourself OR with other people. Use a timer to list 3 things from each card within 5 seconds. If playing with another person, they have to say 3 new words, no repeats. Try 10-20 seconds if 5 seconds isn't long enough. EXTRA CHALLENGE: write down the 3 ideas (untimed). Have fun!

Name 3 things that are green	Name 3 ocean animals	Name 3 types of meat
Name 3 types of snacks	Name 3 friends	Name 3 sticky foods
Name 3 places to eat	Name 3 places at school	Name 3 rooms in your house