











































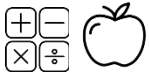












First Grade School Learning Board

Day 1	<p>Create a group of 110 items in your house (ex. Cereal). Practice skip counting by 5's, and 10's. Try to count to 110 or higher!</p> 	<p>Play a board game with friends or family. After the game is done, talk about why taking turns is important.</p> 	<p>Go outside and collect ten items like sticks, leaves, rocks, etc. First, sort your objects by how they feel, rough or smooth. Then sort the objects by their size, big or little?</p> 	<p>Journaling: Use sentences and pictures to show what you did today.</p> 	<p>Sing a song you learned in school to a grown-up.</p> 
Day 2	<p>Practice writing your numbers 1-110. Write numbers on paper or draw them in sand or rice.</p> 	<p>Give a compliment to everyone in your family. Write each one down.</p> 	<p>Go outside in the morning, at lunchtime, and afternoon and stand in the same spot. Point to the sun. Then draw a picture to show how the sun's position has changed.</p> 	<p>Read a story with a friend or family member. Retell the story, including the beginning middle, and end. Tell someone what you like about the story.</p> 	<p>Sing a song while you hold the pushup/plank position for 1 minute.</p> 
Day 3	<p>Let's get moving. Try jumping jacks, reaching up high and touching your toes, bouncing a ball, or jumping on one foot. Count as you go. How high did you count?</p> 	<p>Be a great friend by making a card for a friend in school. Include reasons why they are a great friend.</p> 	<p>Use Materials from around your house to create a model of a plant or animal.</p> 	<p>Read a favorite book. Draw a picture of something that happens in the story to share with your class.</p> 	<p>Crabwalk around your house 3 times.</p> 

Day 4	<p>Draw a picture using triangles, circles, rectangles, and squares. How many of each did you use in your drawing?</p> 	<p>Make a homemade gift for someone. Write a note to go with it.</p> 	<p>Practice “Mindful Eating” Think about how your snack tastes, sounds, feels, and smells. Practice mindful eating as you enjoy a piece of fruit.</p> 	<p>Read with a buddy! Share a story with a parent, sibling, friend, or stuffed animal! Act out your favorite page.</p> 	<p>Draw a picture of someone who lives in your house with you. Make sure to include all the parts of the face!</p> 
Day 5	<p>Create a group of 110 items in your house (ex. Cereal). Practice skip counting by 2’s. Try to count to 110 or higher!</p> 	<p>Help someone with a chore around the house.</p> 	<p>Create a musical instrument and write a sentence to describe how it works.</p> 	<p>Write four sentences about your favorite outside activity. Draw pictures to match your sentences.</p> 	<p>Balance a book on your head while walking slowly across the room five times.</p> 
Day 6	<p>Star jump to 100! Count by 10s to 100 and do a star jump for each number. Now, let’s see if you count by 5s to 100, and do a star jump for each number.</p> 	<p>Create a kindness calendar. Fill in the Kindness Calendar to plan a week’s worth of kindness activities to complete. Share your complete calendar with your teacher.</p> 	<p>Find 5 items in your home that are clear, 5 items you can see through but are not clear, and 5 items you cannot see through. Write them in a chart.</p> 	<p>Write your own “calming strategy” and teach it to someone at home.</p> 	<p>Play patterns of long/short sounds on an item you find in your house (for example: tap a pencil on the side of a cup).</p> 

Day 7	<p>Find squares, rectangles, circles, and triangles in your home. How many sides, vertices, and angles does each shape have?</p> 	<p>Think of one thing about your school, community, or country you would like to change, and why. Tell someone about your idea.</p> 	<p>Compare the sound your pencil makes when you tap it against different objects in your home. Write a sentence for each using describing words.</p> 	<p>Listen to a book being read aloud by a family member or on YouTube. Write a question you have about the book. (<i>I wonder why...</i>)</p> 	<p>Make the letter shapes with your body to spell your first name.</p> 
Day 8	<p>Count by 1's as high as you can. How high did you count? Can you write numbers that high?</p> 	<p>What is your favorite holiday? Draw, write, or tell about why it is important to you.</p> 	<p>Observe how this season affects plants, animals, and people. Write sentences and draw a picture to tell what you see and notice.</p> 	<p>Practice reading and re-reading a book in your best storyteller voice. If a parent can record you with their phone, send a video of your reading to a relative or friend!</p> 	<p>Make up a dance to a song and perform it for someone at home.</p> 
Day 9	<p>Represent the number 67 in at least 2 different ways. You can use pictures, words, and numbers. What other numbers can you represent?</p> 	<p>Talk to a parent or family member about life when they were children. Make a list of 3 similarities and 3 differences.</p> 	<p>Create a musical instrument and write a sentence to describe how it works.</p> 	<p>Make a cozy "reading spot." Read a book to a stuffed animal and share what feelings you have while reading it.</p> 	<p>Count the different ways you can balance. Some ideas, try one foot/one hand, two hands, or one foot.</p> 

Day 10	<p>Think of the different graphs you have seen. Think of a survey question. Survey people at home and create a graph.</p> 	<p>Think of someone who is a good citizen in your community. Draw or write a thank you note.</p> 	<p>Draw a design for how you could bring more shade to your school playground.</p> 	<p>Write a letter to someone you haven't seen in a while. Share what has been going on in your life and ask questions about theirs.</p> 	<p>Draw OR use items around your house to create a scene from a place you like to visit (ex. beach, mountains, pool, park)</p> 
Additional Choices	<p>Make signs to label things or places in your home!</p> 	<p>List the Top 5 Best Things About Snow Days</p> <p>List the 5 Worst Things About Snow Days</p> 	<p>Teach someone in your family how to finger-stretch these words: <i>cat, fish, goat, wolf, snake</i></p> 	<p>Strike up a book conversation with someone. Ask your family member or neighbor - about their favorite book!</p> 	<p>Listen to a book being read aloud by a family member or on YouTube. Write a note to the author telling him/her about what you liked or didn't like about the book.</p> 

120 Chart

1	2	3	4	5	6	7	8	9	10
11	12	13	14	15	16	17	18	19	20
21	22	23	24	25	26	27	28	29	30
31	32	33	34	35	36	37	38	39	40
41	42	43	44	45	46	47	48	49	50
51	52	53	54	55	56	57	58	59	60
61	62	63	64	65	66	67	68	69	70
71	72	73	74	75	76	77	78	79	80
81	82	83	84	85	86	87	88	89	90
91	92	93	94	95	96	97	98	99	100
101	102	103	104	105	106	107	108	109	110
111	112	113	114	115	116	117	118	119	120

Tens Frames

