

# Elementary Facility Plan Citizen Task Force

Meeting #5: September 25, 2024



# Meeting Agenda

- Meeting Review and Orientation **Done by 5:45pm**
- Broad Facility Ranking Exercise **Done by 6:25pm**
- School-by-school Evaluation, and Ideas for Detailed Facility Options **Done by 7:50pm**
- Wrap Up **Done by 8:00pm**



# Review

- September 11<sup>th</sup> Meeting Outcomes
- Questions & Responses
- Task Force Charge and Norms
- Task Force Evaluation Criteria



# Review of Option Evaluation Criteria

- 1. Fiscal Responsibility:** This criterion should consider building improvements, staffing requirements, and capital and operational costs relative to District financial constraints. Highest priority criterion.
- 2. Efficient Building Utilization:** Current and projected enrollment should be reasonably balanced among our elementary schools, not substantially (i.e., more than 30%) below functional building capacities, and not above functional building capacities.



# Review of Option Evaluation Criteria

- 3. Maintain Educational Opportunities:** Extent to which the option provides a full and equal range of educational services and offerings across all standard elementary schools.
- 4. Minimize Impact on Students:** The number of students affected by any changes should be minimized to the extent practical, except that movements of too small of groups should also be minimized.
- 5. Schools Close to Students:** Elementary school buildings should be close to where concentrations of students live, and where students can safely walk to school.



# Meeting #5 Desired Outcomes

- Discussion and ranking on 0, 1, 2, 3, 4 school closure options and other facility option components raised on Sept. 11<sup>th</sup>
- Discussion of elementary schools to consider (or not) for potential closure/consolidation
- Position Task Force for presentation and evaluation of first specific facility options at October 9<sup>th</sup> meeting



# Broad Facility Scenario Ranking Exercise

- Each form provides for:
  - Individual ranking of different broad school closure options (0, 1, 2, 3, 4 school closures)
  - Spaces for “other components” nominated at Sept. 11<sup>th</sup> meeting related to facilities and charge
- First, let’s review the “other components”



## Task Force Preliminary Ranking Exercise

**1. Please rank the broad elementary school option closure options in your order of preference given the evaluation criteria. (1 = most preferred option, etc.)**

- \_\_\_\_\_ **Close 0 elementary school**
- \_\_\_\_\_ **Close 1 elementary school**
- \_\_\_\_\_ **Close 2 elementary schools**
- \_\_\_\_\_ **Close 3 elementary schools**
- \_\_\_\_\_ **Close 4 elementary schools**



# Task Force Nominated "Other Components"

- Build a new school building to house students from closed schools
- Phase the closure/consolidation of elementary schools over a period of years
- Consider closure/consolidation of other WSD facilities that are not schools (e.g., Longfellow)
- Provide 4K school facilities that would also allow for wrap-around care





# Discussion of Wrap-around Child Care



# Revisiting Existing School Facilities Matrix

Elementary School	The Basics						Building Conditions				Students and Building Capacity			
	Year Built	Last Addition/Remodel	Usable Site Area <sup>1</sup>	Side of District	Program Status <sup>2</sup>	Estimated Operating Cost per Student <sup>3</sup>	Separate Cafeteria and Gym?	AC?	City-designated Historic Building?	Deferred Maintenance Cost Estimate	Functional Building Capacity (Students)	Proj. 2027 Enrollment & Trend Thereafter	% Building Capacity Used in 2027	EC-5 Students within 1 Mile of Building
Franklin	1966	1996	o	East	AGR & Title 1	\$960	X			TBD	301	192↘	64%	796
G.D. Jones (4K)	1997	2016	o	West	AGR & Title 1	\$800	X	X		TBD	528	447→	85%	539
Grant	1910	2001	o	West	AGR & Title 1	\$700			X	TBD	236	183↘	78%	790
Hawthorn Hills (4K)	1987	2016	O	East	AGR & Title 1	\$1,060		X		TBD	381	187↘	49%	341
Hewitt-Texas	1962	1990	O	East		\$2,180		X		TBD	124	88→	71%	0
Jefferson (4K)	1956	2016	o	West	AGR & Title 1	\$630	X	X		TBD	524	382↘	73%	571
John Marshall	1922	2000	o	East	Title 1	\$1,050	X		X	TBD	373	198↘	53%	286
Lincoln	1970	1993	o	West	AGR & Title 1	\$830		X		TBD	284	189↘	67%	716
Maine	1961	2000	O	West		\$1,410		X		TBD	248	235→	95%	20
Rib Mountain	1955	1992	O	West		\$830		X		TBD	248	170↗	69%	122
Riverview (4K)	1964	2022	O	East		\$730	X	X		TBD	557	419↘	75%	206
South Mountain	1997	2022	O	West		\$1,010		X		TBD	373	209→	56%	112
Stettin	2000	2022	O	West		\$780	X	X		TBD	373	324↗	87%	210



# Other School Conditions Information

- Generally, the newer the school, the more likely it was designed with possible future expansion in mind
- All schools currently have some accessible play equipment
- Most any school with room has ability to provide sensory spaces
- Production kitchens at Riverview, Jefferson, Hewitt-Texas, Maine, and Rib Mountain; serving kitchens at other buildings
- Most any option will require some improvements to make building(s) and system functional for new/expanded purpose



# Broad Facility Scenario Ranking Exercise

- Any final questions before ranking?
- Take up to 5 minutes to complete form and provide to Nick
- Nick will tally results and we will share at this meeting ASAP



## Task Force Preliminary Ranking Exercise

**1. Please rank the broad elementary school option closure options in your order of preference given the evaluation criteria. (1 = most preferred option, etc.)**

- \_\_\_\_\_ **Close 0 elementary school**
- \_\_\_\_\_ **Close 1 elementary school**
- \_\_\_\_\_ **Close 2 elementary schools**
- \_\_\_\_\_ **Close 3 elementary schools**
- \_\_\_\_\_ **Close 4 elementary schools**

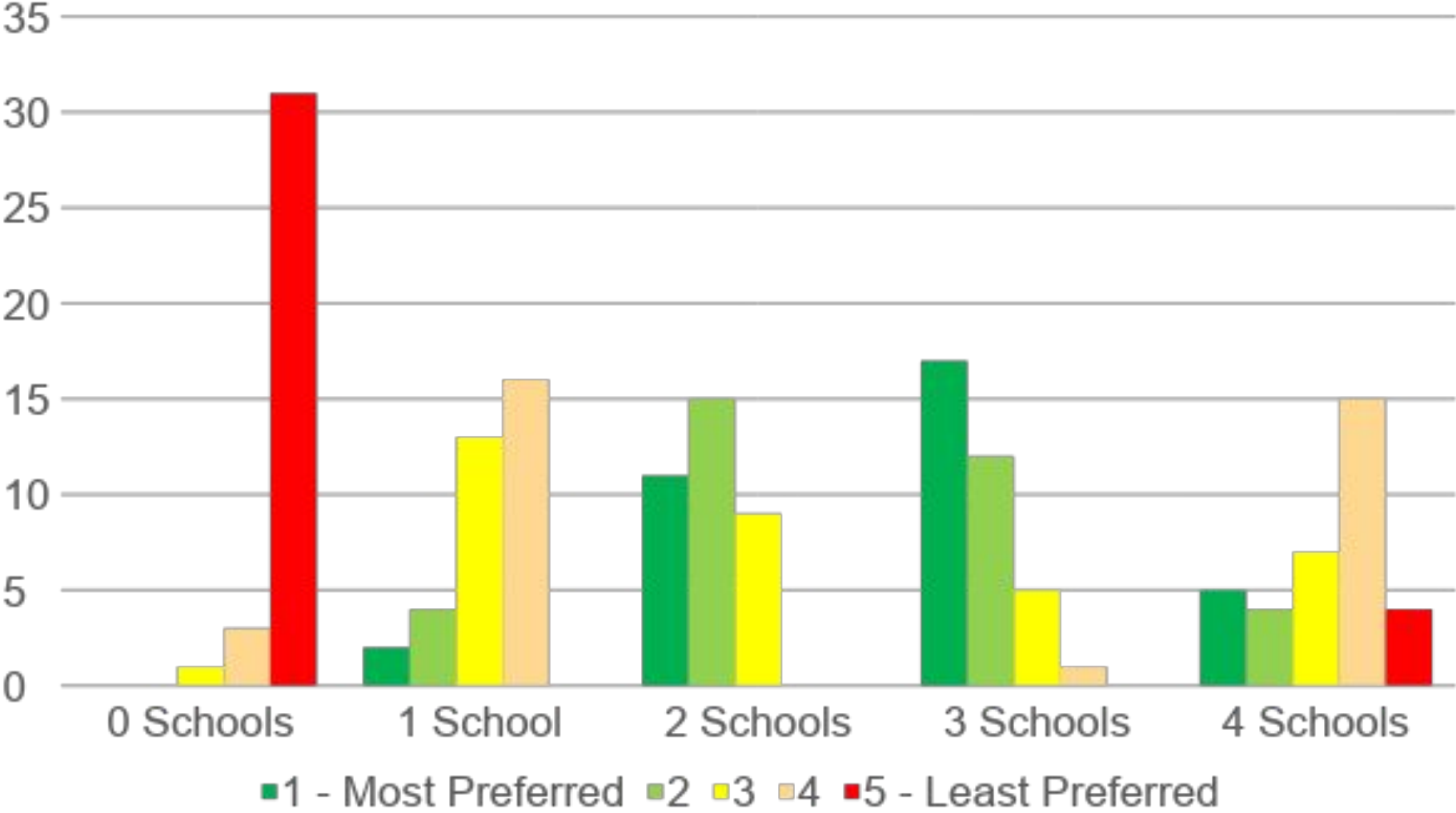


# Task Force Ranking Results – School Closure Scenarios

Broad Scenario	1 (Most Preferred)	2	3	4	5 (Least Preferred)
0 schools closing	0	0	1	3	31
1 school closing	2	4	13	16	0
2 schools closing	11	15	9	0	0
3 schools closing	17	12	5	1	0
4 schools closing	5	4	7	15	4



# Task Force Ranking Results – School Closure Scenarios

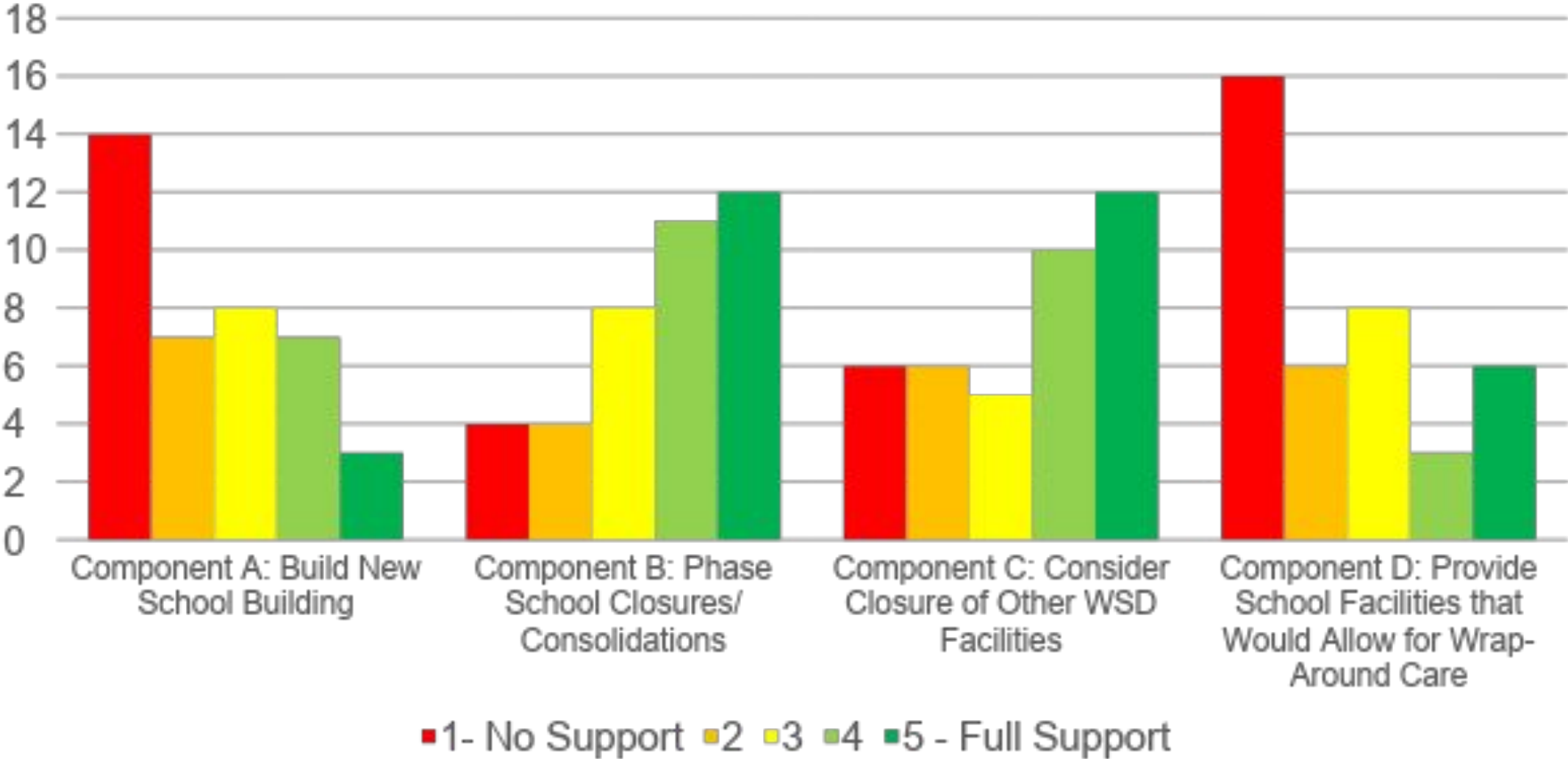


# Task Force Ranking Results – Other Components

Broad Component	1 (No Support)	2	3	4	5 (Full Support)
Component A: Build a new school building to house students from closed schools	14	7	8	7	3
Component B: Phase the closure/consolidation of elementary schools over a period of years	4	4	8	11	12
Component C: Consider closure/consolidation of other WSD facilities that are not schools (e.g., Longfellow)	6	6	5	10	12
Component D: Provide 4K school facilities that would also allow for wrap-around care	16	6	8	3	6



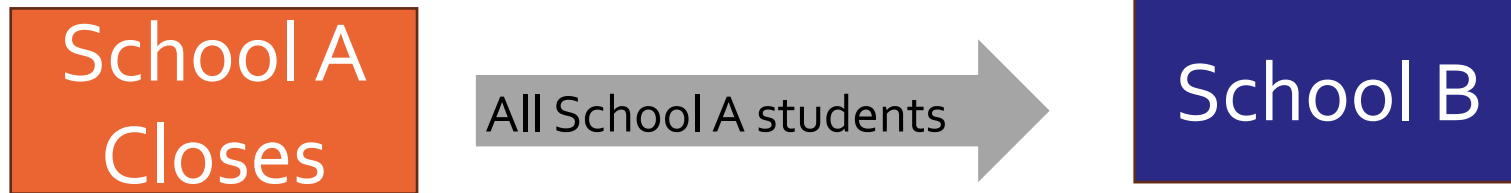
# Task Force Ranking Results – Other Components



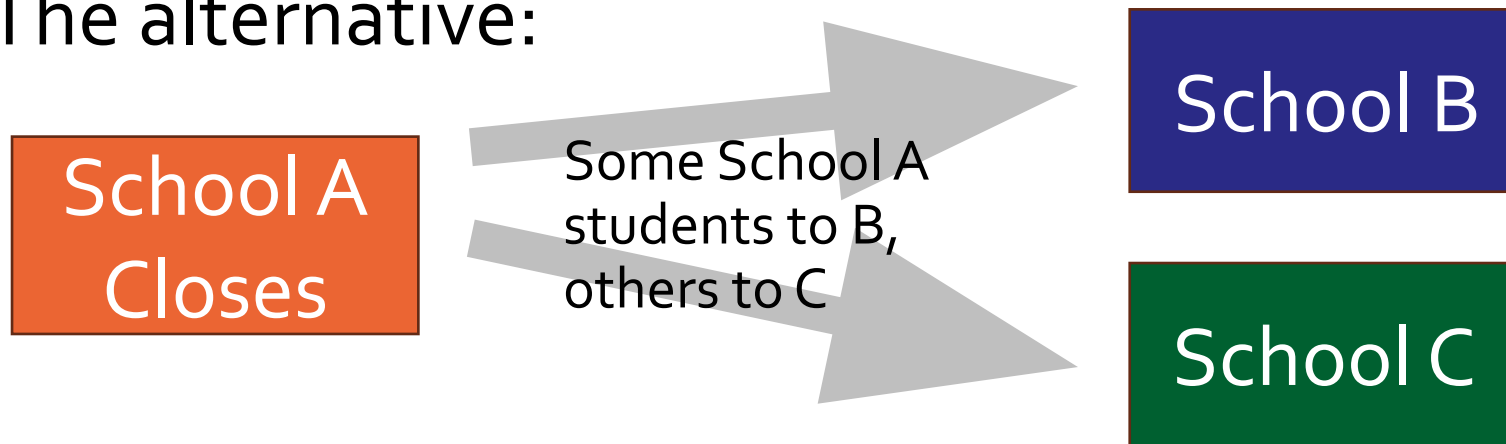


# Potential 1-to-1 School Consolidation Pairings

- Relates to criterion 4 and maybe criterion 5
- 1-to-1 consolidation:



- The alternative:

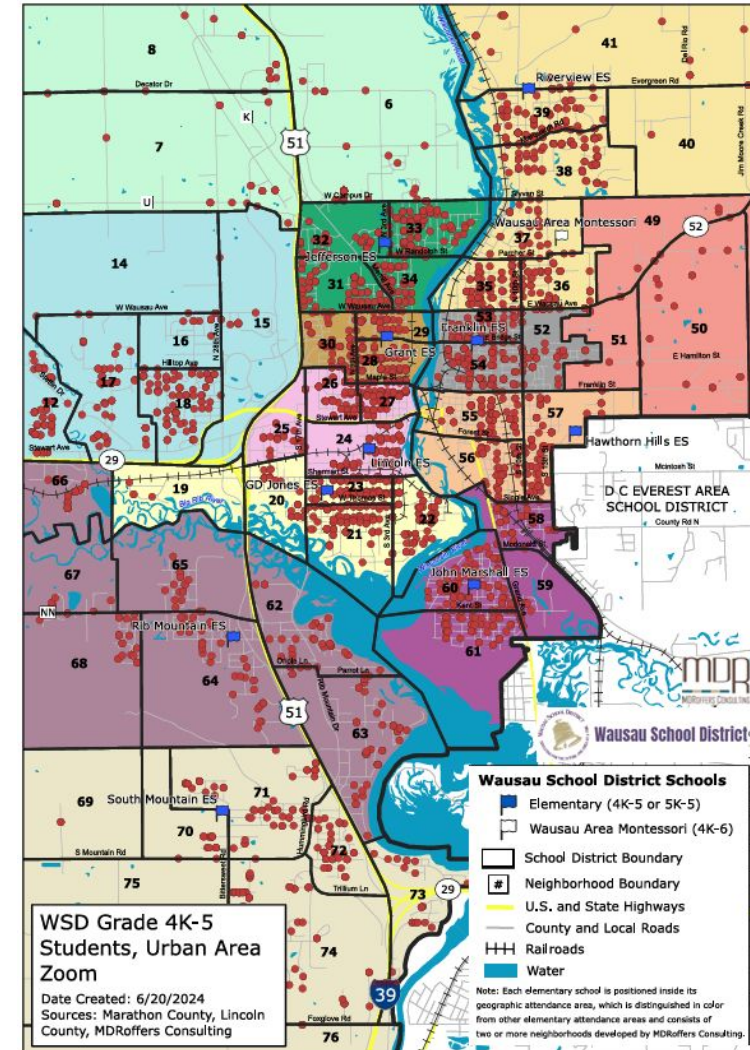
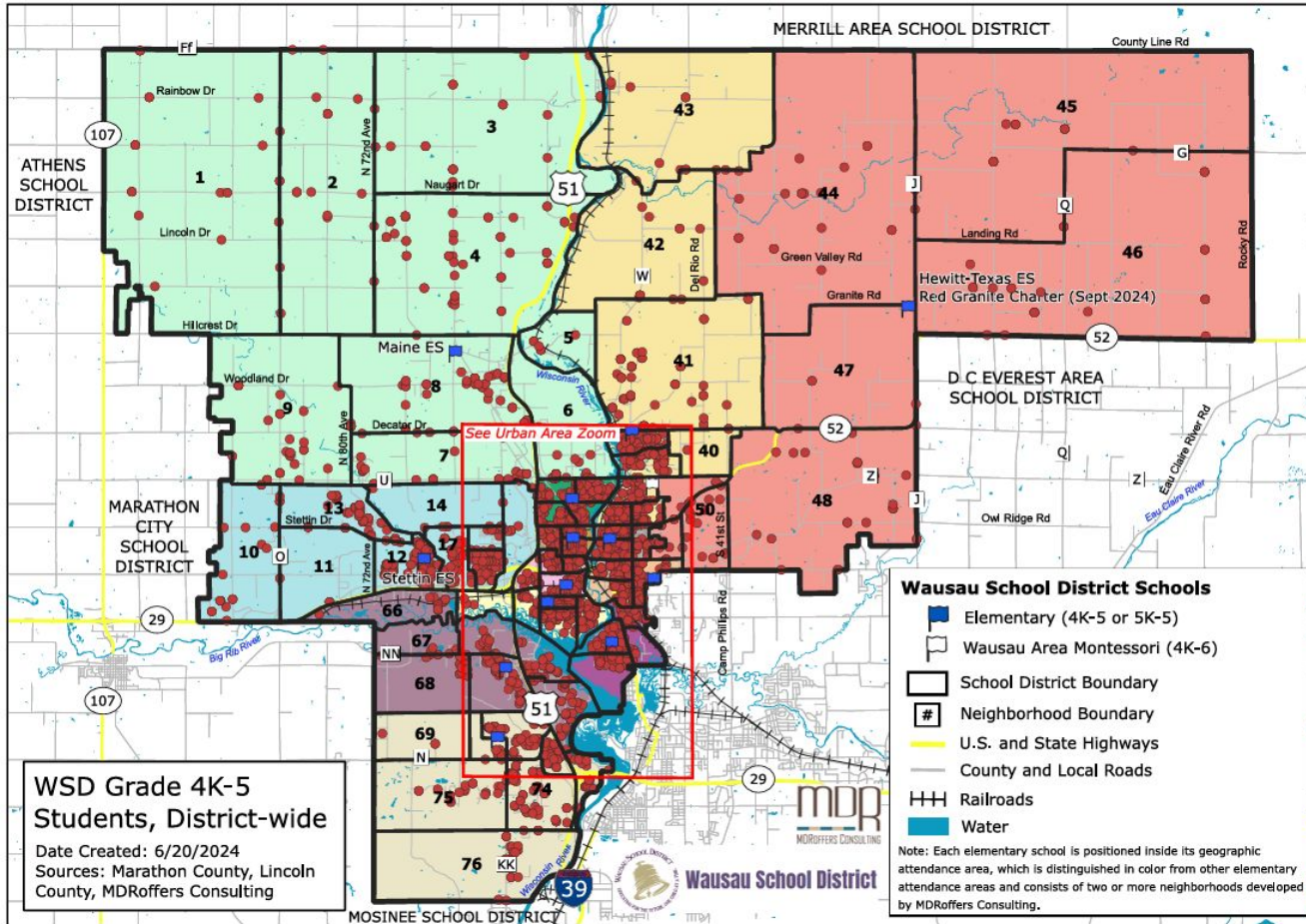


# Potential 1-to-1 School Consolidation Pairings

- The next pages share which possible school consolidations would allow for 100% of students in one school to fit in another school, **but are not recommendations for such consolidations**
- Task Force discussion over this and later meetings can include but should not be limited to the following schools
- Considerations for potential 1-to-1 pairings:
  - Projected student enrollment
  - Excess school building capacity
  - AGR preservation desires
  - 4K academies
  - Contiguous current attendance areas/no River crossing



# Current Attendance Area/Student Dot Maps



# Potential 1-to-1 School Consolidation Pairings

- John Marshall → Hawthorn Hills (4K)

- Non-AGR (but Title 1) school into AGR school

- Maintains 6 total AGR schools and AGR funding

- 2027 combined enrollment near Hawthorn Hills' functional capacity; enrollment projected to decrease

- Other considerations (beyond those on “overview” matrix)

- Pairing would not work in other direction because John Marshall has a lower initial functional capacity, which would be reduced by 40-50 students with lower required K-3 class sizes, were it to become an AGR school



# Potential 1-to-1 School Consolidation Pairings

- Franklin → Hawthorn Hills (4K)

- AGR school into another AGR school
- Decrease from 6 to 5 AGR schools, but AGR *funding* likely to be maintained
- 2027 combined enrollment near Hawthorn Hills' functional capacity; projected to decrease

- Hewitt-Texas → Franklin

- Non-AGR school into AGR school
- Maintains 6 total AGR schools and AGR funding
- 2027 combined enrollment below Franklin's building capacity, with enrollment projected to decrease thereafter



# Potential 1-to-1 School Consolidation Pairings

- **Hewitt-Texas → Hawthorn Hills**

- Non-AGR school into AGR school
- Maintains 6 total AGR schools and AGR funding
- 2027 combined enrollment below Hawthorn Hills' functional capacity, with enrollment projected to decrease thereafter

- **Hewitt-Texas → Riverview (4K)**

- Non-AGR school into another non-AGR school
- 2027 combined enrollment near Riverview's building capacity, with enrollment projected to decrease thereafter



# Potential 1-to-1 School Consolidation Pairings

- Rib Mountain → South Mountain

- Non-AGR school into non-AGR school
- 2027 combined enrollment near South Mountain's current functional building capacity, with enrollment projected to *increase* somewhat thereafter
- This consolidation pairing possibility *may* warrant South Mountain expansion for handful of classrooms + separate cafeteria with kitchen

- Other considerations (beyond those on “overview” matrix)

- Pairing may not work in other direction because Rib Mountain's current capacity is 125 students fewer (building also 42 years older)
- Village is expecting new residential development in both current attendance areas, which is built into consultant's enrollment projections



# Overview of Group Discussions This Evening

- Main point is to, ideally, take certain schools off the table for closure or consolidation based on their characteristics, location, or other performance against 5 criteria
- Secondary objective is to nominate particular closure/consolidation options that are in line with results of scenario ranking results, for detailed evaluation after this meeting
- May consider phasing and new build/expand components, if enough support revealed in ranking exercise





# Instructions for Small Group Discussions

- Each group select facilitator, recorder, reporter
- Each recorder write one existing school name on one post-it (i.e., 13 post-its)
- Facilitator works group through all 13 existing schools, asking group members to consider whether it belongs in “candidates”, “question marks”, or “unlikelies” area on flip chart sheet, and why (recorder, please record “whys”)
- With confirmation among group that schools are appropriately placed, recorder transfers reasons for placement in appropriate spots on sheets
- Drawing arrows or otherwise, indicate ideas for potential school landing spots for students in “candidate” schools (can be to a new or expanded school if component received enough support earlier—use another post-it)



# Instructions for Small Group Reporting

- Reporter shares where each school was placed by group
- Consultant will tally on-screen
- Reporter also shares group rationale and ideas for placement of students in “candidate” schools (at minimum)
- Large group discussion as time permits



# Small Group Reporting Results – Candidates for Closure

Elementary School	"Candidate"	"Question Mark"	"Unlikely"
Franklin		XXXXXX	XXXX
G.D. Jones (4K)			XXXXXXXXXX
Grant	XXXXXXX	XX	X
Hawthorn Hills (4K)	XXX	XXXXXX	X
Hewitt-Texas	XXXXXXXXXX	X	
Jefferson (4K)			XXXXXXXXXX
John Marshall	XXX	XXX	XXX
Lincoln	XX	XXXXXX	XX
Maine		XXXXXX	XXXX
Rib Mountain	XXXXXX	XXX	X
Riverview (4K)			XXXXXXXXXX
South Mountain			XXXXXXXXXX
Stettin			XXXXXXXXXX

X = # of small groups that placed school in category



Discussion, direction, and early options  
to evaluate for next meeting



# Wrap-up

## Next meeting:

- 5:30pm – 8pm Wednesday, October 9
- At East High library again

## Purpose:

- Learn about deferred maintenance costs at school buildings
- Begin to review and evaluate specific facility options!

Please complete evaluation forms. Thank you!

