Northeastern Local School District

Accumulated Monthly Financial Report
For the Month Ended August 31, 2024

Prepared by:
Northeastern Local School District Treasurer's Office
Dale R Miller, CPA, Treasurer/CFO

937-325-7615

Northeastern Local School District
General Fund & Related Fund Balances
Variance Report August 31, 2024

	Jul	Aug	Sep	Oct	Nov	Dec	Jan	Feb	Mar	Apr	May	Jun
FY 2023	$ 20,104,397	$ 22,278,753	$ 21,093,070	$ 21,133,112	$ 19,682,899	$ 18,173,326	$ 18,668,936	$ 21,485,223	$ 22,432,957	$ 22,561,280	$ 22,113,915	$ 20,783,356
FY 2024	$ 23,232,475	$ 25,338,114	$ 24,089,202	$ 24,112,924	$ 22,523,899	$ 21,457,698	$ 21,160,683	$ 20,254,268	$ 24,775,662	$ 24,705,922	$ 23,923,629	$ 21,698,996
Budget FY25	$ 24,732,869	$ 26,090,744	$ 25,440,424	$ 25,176,185	$ 22,593,474	$ 20,818,417	$ 20,197,739	$ 22,290,944	$ 24,271,504	$ 24,307,676	$ 22,986,249	$ 21,163,203
Actual FY25	$ 24,035,428	$ 25,433,071										

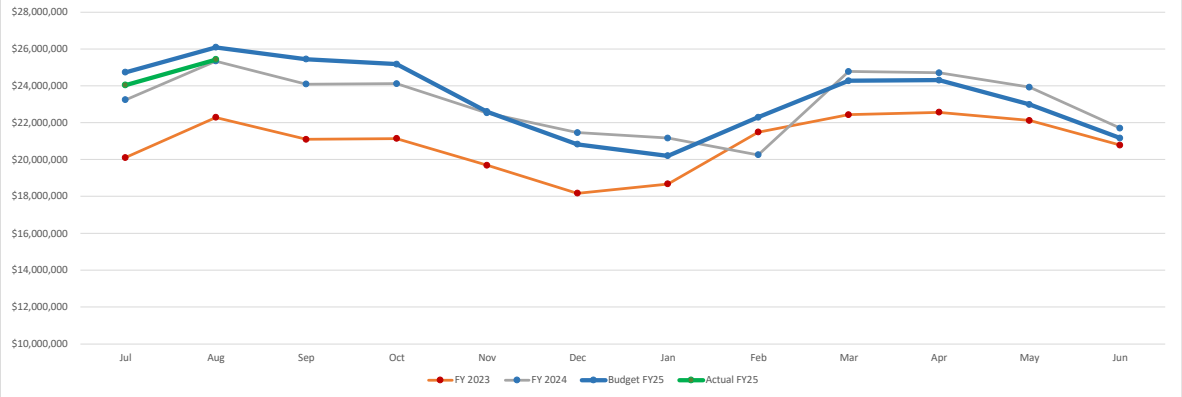

Northeastern Local School District
General Fund & Related Fund Revenues
Variance Report August 31, 2024

	Jul	Aug	Sep	Oct	Nov	Dec	Jan	Feb	Mar	Apr	May	Jun
FY 2023	$ 2,652,528	$ 10,175,588	$ 11,221,882	$ 13,669,624	$ 14,679,243	$ 15,682,818	$ 19,869,726	$ 23,968,155	$ 29,303,450	$ 31,625,291	$ 33,381,455	$ 34,266,586
FY 2024	$ 5,389,900	$ 11,424,635	$ 12,885,709	$ 15,669,915	$ 16,886,288	$ 18,022,585	$ 20,663,729	$ 22,752,550	$ 31,262,879	$ 33,946,816	$ 36,102,813	$ 37,466,921
Budget FY25	$ 5,971,471	$ 10,418,290	$ 12,780,566	$ 15,410,457	$ 16,552,269	$ 17,671,342	$ 20,164,794	$ 25,152,129	$ 30,253,162	$ 33,183,464	$ 35,586,560	$ 36,751,107
Actual FY25	$ 5,685,703	$ 10,422,112										

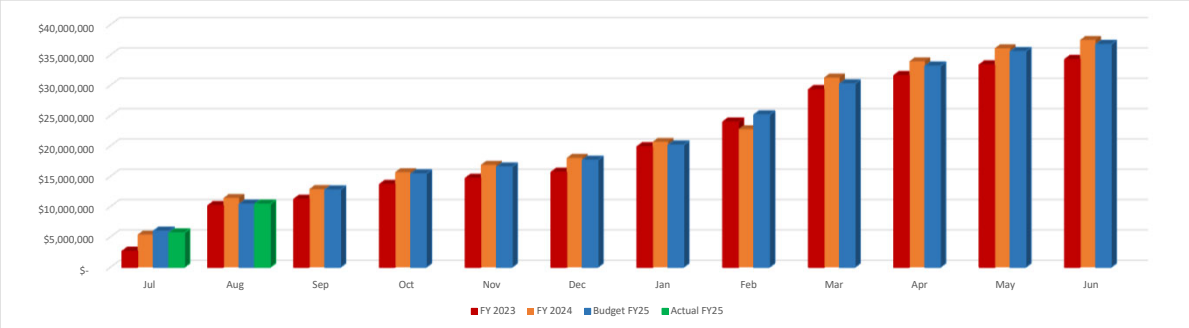

Northeastern Local School District
General Fund & Related Fund Expenditures
Variance Report August 31, 2024

	Jul	Aug	Sep	Oct	Nov	Dec	Jan	Feb	Mar	Apr	May	Jun
FY 2023	$ 3,073,711	$ 5,520,065	$ 8,732,573	$ 11,534,909	$ 14,103,224	$ 16,726,028	$ 19,322,842	$ 22,032,252	$ 25,629,553	$ 28,378,218	$ 30,877,679	$ 33,676,453
FY 2024	$ 2,940,781	$ 6,869,876	$ 9,579,863	$ 12,340,347	$ 15,145,745	$ 17,348,243	$ 20,286,402	$ 23,281,638	$ 27,270,572	$ 30,024,249	$ 32,962,540	$ 36,551,281
Budget FY25	$ 2,937,598	$ 6,026,542	$ 9,039,138	$ 11,933,268	$ 15,657,791	$ 18,551,921	$ 21,666,051	$ 24,560,181	$ 27,680,654	$ 30,574,784	$ 34,299,307	$ 37,286,900
Actual FY25	$ 3,349,271	$ 6,688,037										

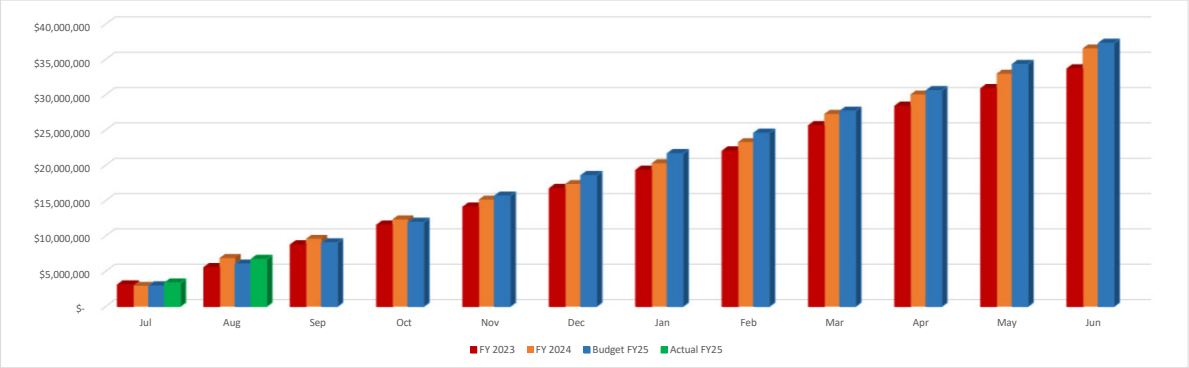

Northeastern Local School District Spending Plan
August 31, 2024

Forecast Line Number	Monthly Estimate	Monthly Actual	Monthly Difference	Fiscal Year To Date Estimate	Fiscal Year To Date Actual	Fiscal Year To Date Difference	
Revenues:							
01.010 General Property (Real Estate)	$ 2,724,804	$ 2,775,120	$ 50,316	$ 5,449,608	$ 5,242,997	$ (206,611)	-4.4%
01.020 Tangible Personal Property Tax	$ 330,064	$ 598,504	$ 268,440	$ 660,128	$ 598,504	$ (61,624)	
01.030 Income Tax	$ -	$ -	$ -	$ 1,720,270	$ 2,027,420	$ 307,150	17.9%
01.035 Unrestricted Grants-in-Aid	$ 983,614	$ 1,117,448	$ 133,834	$ 1,967,228	$ 2,090,170	$ 122,942	3.5%
01.040 Restricted Grants-in-Aid	$ 89,979	$ 65,836	$ (24,143)	$ 179,958	$ 131,615	$ (48,343)	
01.045 Restricted Federal Grants-in-Aid - SFSF	$ -	$ -	$ -	$ -	$ -	$ -	
01.050 Property Tax Allocation	$ -	$ -	$ -	$ -	$ -	$ -	
01.060 All Other Operating Revenue	$ 318,358	$ 178,561	$ (139,797)	$ 341,098	$ 300,723	$ (40,375)	
01.070 Total Revenue	**$ 4,446,819**	**$ 4,735,469**	**$ 288,650**	**$ 10,318,290**	**$ 10,391,429**	**$ 73,139**	**0.7%**
02.010 Proceeds from Sale of Notes	$ -	$ -	$ -	$ -	$ -	$ -	
02.020 State Emergency Loans & Advancements (Approved)	$ -	$ -	$ -	$ -	$ -	$ -	
02.040 Operating Transfers-In	$ -	$ -	$ -	$ -	$ -	$ -	
02.050 Advances-In	$ -	$ -	$ -	$ 100,000	$ 29,744	$ (70,256)	
02.060 All Other Financial Sources	$ -	$ 939	$ 939	$ -	$ 939	$ 939	
02.070 Total Other Financing Sources	$ -	$ 939	$ 939	$ 100,000	$ 30,683	$ (69,317)	
02.080 Total Revenues and Other Financing Sources	**$ 4,446,819**	**$ 4,736,408**	**$ 289,589**	**$ 10,418,290**	**$ 10,422,112**	**$ 3,822**	
Expenditures:							
03.010 Personal Services	$ 1,660,788	$ 1,591,362	$ (69,426)	$ 3,321,576	$ 3,154,231	$ (167,345)	-4.8%
03.020 Employees' Retirement/Insurance Benefits	$ 799,257	$ 765,789	$ (33,468)	$ 1,598,519	$ 1,529,591	$ (68,928)	
03.030 Purchased Services	$ 289,497	$ 239,459	$ (50,038)	$ 578,992	$ 860,890	$ 281,898	
03.040 Supplies and Materials	$ 173,866	$ 631,732	$ 457,866	$ 347,731	$ 902,443	$ 554,712	
03.050 Capital Outlay	$ -	$ 9,137	$ 9,137	$ -	$ 36,706	$ 36,706	
03.060 Intergovernmental	$ -	$ -	$ -	$ -	$ -	$ -	
04.010 Debt Service: All Principal (Historical)	$ -	$ -	$ -	$ -	$ -	$ -	
04.020 Debt Service: Principal-Notes	$ -	$ -	$ -	$ -	$ -	$ -	
04.030 Debt Service: Principal - State Loans	$ -	$ -	$ -	$ -	$ -	$ -	
04.040 Debt Service: Principal - State Advancements	$ -	$ -	$ -	$ -	$ -	$ -	
04.050 Debt Service: Principal - HB 264 Loans	$ -	$ -	$ -	$ -	$ -	$ -	
04.055 Debt Service: Principal - Other	$ -	$ -	$ -	$ -	$ -	$ -	
04.060 Debt Service: Interest and Fiscal Charges	$ -	$ -	$ -	$ -	$ -	$ -	
04.300 Other Objects	$ 165,536	$ 101,287	$ (64,249)	$ 179,724	$ 204,175	$ 24,451	
04.500 Total Expenditures	**$ 3,088,944**	**$ 3,338,765**	**$ 249,821**	**$ 6,026,542**	**$ 6,688,037**	**$ 661,495**	**11.0%**
05.010 Operational Transfers - Out	$ -	$ -	$ -	$ -	$ -	$ -	
05.020 Advances - Out	$ -	$ -	$ -	$ -	$ -	$ -	
05.030 All Other Financing Uses	$ -	$ -	$ -	$ -	$ -	$ -	
05.040 Total Other Financing Uses	$ -	$ -	$ -	$ -	$ -	$ -	
05.050 Total Expenditure and Other Financing Uses	**$ 3,088,944**	**$ 3,338,765**	**$ 249,821**	**$ 6,026,542**	**$ 6,688,037**	**$ 661,495**	
06.010 Excess Rev & Oth Financing Sources over(under) E	**$ 1,357,875**	**$ 1,397,643**	**$ 39,768**	**$ 4,391,748**	**$ 3,734,075**	**$ (657,673)**	
07.010 Cash Balance-July1 -Excluding Proposed Renew/Replace & New		$ 24,035,428	$ 24,035,428		$ 21,698,996	$ 21,698,996	
07.020 Cash Balance June 30		**$ 25,433,071**	**$ 24,075,196**		**$ 25,433,071**	**$ 21,041,323**	
08.010 Estimated Encumbrances June 30		$ 1,864,827	$ 1,864,827		$ 1,864,827	$ 1,864,827	

Notes

Revenues

Line 1.03 Income Tax is $307,150 (17.9%) over budget for the first quarter. The increase from July 23 to July 24 is $141,985 or 7.5% increase. The property taxes are under budget by $268,235 or 4.4%.

Line 1.035 and 1.04 State Foundation currently remain the FY23-24 numbers, this will change to the current student population in October.

Total Revenues are $3,822 over budget.

Expenditures

Wages and Benefits are $236,273 (4.8%)

Purchase Services and Supplies are $836,610 over budget with the annual purchased of curriculum and Chromebook.

Line 4.05 Total Expenditures – $661,495 over budget or 11%. The expenditure for the curriculum purchase and payment on contract for the year. We are current at the same fund balance as of August 2023.

We are projected from the five-year forecast to expect to spend $535,793 more than we receive in revenues, that is why we have fund balance reserves ($25,433,071).

NORTHEASTERN LOCAL SCHOOL DISTRICT

Fund Report

Code	Fund Description	FY Beginning Balance	MTD Actual Receipts	FYTD Actual Receipts	MTD Expended	FYTD Expended	Current Balance	FY Encumbrances	FYTD Unencumbered
001	GENERAL	$ 21,698,995.81	$ 4,736,408.10	$ 10,422,111.53	$ 3,338,765.36	$ 6,688,036.68	$ 25,433,070.66	$ 1,864,827.33	$ 23,568,243.33
002	BOND RETIREMENT	1,216,267.45	1,588,578.59	1,590,000.04	24,077.44	24,077.44	2,782,190.05	0.00	2,782,190.05
003	PERMANENT IMPROVEMENT	1,128,178.96	111,649.02	186,514.28	11,684.18	18,677.65	1,296,015.59	37,801.41	1,258,214.18
004	BUILDING	843,717.90	789.94	15,769.65	298,578.85	611,623.28	247,864.27	1,233,393.91	(985,529.64)
006	FOOD SERVICE	951,060.03	22,958.01	27,675.49	49,097.01	95,603.74	883,131.78	761,818.22	121,313.56
007	SPECIAL TRUST	28,584.91	0.00	0.00	0.00	0.00	28,584.91	1,500.00	27,084.91
008	ENDOWMENT	10,068.70	0.00	0.00	0.00	0.00	10,068.70	0.00	10,068.70
010	CLASSROOM FACILITIES	6,006,193.83	18,917.94	47,405.19	124,846.63	153,618.97	5,899,980.05	669,642.58	5,230,337.47
018	PUBLIC SCHOOL SUPPORT	62,646.62	222.55	513.59	233.30	1,518.48	61,641.73	2,157.36	59,484.37
019	OTHER GRANT	10,303.37	603.42	650.60	100.50	281.43	10,672.54	6,097.06	4,575.48
020	SPECIAL ENTERPRISE FUND	194,326.61	3,267.55	3,267.55	6,962.91	14,828.05	182,766.11	6,310.94	176,455.17
022	DISTRICT CUSTODIAL	4,924.06	0.00	0.00	0.00	0.00	4,924.06	0.00	4,924.06
027	WORKMANS COMPENSATION-SELF INS	163,648.39	0.00	51.75	0.00	0.00	163,700.14	2,000.00	161,700.14
031	UNDERGROUND STORAGE TANK FUND	11,000.00	0.00	0.00	0.00	0.00	11,000.00	0.00	11,000.00
034	CLASSROOM FACILITIES MAINT.	1,582,043.90	72,630.84	124,252.23	1,680.61	1,680.61	1,704,615.52	0.00	1,704,615.52
200	STUDENT MANAGED ACTIVITY	203,521.12	7,311.88	8,267.10	16,804.18	17,532.89	194,255.33	12,491.03	181,764.30
300	DISTRICT MANAGED ACTIVITY	11,221.09	24,473.63	33,261.55	33,885.85	42,939.03	1,543.61	90,749.19	(89,205.58)
401	AUXILIARY SERVICES	0.00	0.00	0.00	47.25	47.25	(47.25)	152.75	(200.00)
451	DATA COMMUNICATION FUND	69,282.32	0.00	0.00	0.00	0.00	69,282.32	0.00	69,282.32
499	MISCELLANEOUS STATE GRANT FUND	14,604.96	0.00	0.00	0.00	2,640.00	11,964.96	0.00	11,964.96
507	ELEMENTARY AND SECONDARY SCHOOL EMERGENCY RELIEF FUND	0.00	37,343.80	37,343.80	36,549.00	73,892.80	(36,549.00)	0.00	(36,549.00)
516	IDEA PART B GRANTS	0.00	20,866.09	20,866.09	12,931.31	81,890.56	(61,024.47)	11,016.06	(72,040.53)
536	TITLE I SCHOOL IMPROVEMENT A	0.00	0.00	0.00	7,316.14	20,172.93	(20,172.93)	0.00	(20,172.93)
572	TITLE I DISADVANTAGED CHILDREN	0.00	28,591.76	28,591.76	28,591.14	57,182.90	(28,591.14)	0.00	(28,591.14)

NORTHEASTERN LOCAL SCHOOL DISTRICT

Fund Report

Code	Fund Description	FY Beginning Balance	MTD Actual Receipts	FYTD Actual Receipts	MTD Expended	FYTD Expended	Current Balance	FY Encumbrances	FYTD Unencumbered
584	Title IV-Student Support	$ 0.00	$ 3,226.49	$ 3,226.49	$ 3,226.49	$ 3,226.49	$ 0.00	$ 0.00	$ 0.00
587	IDEA PRESCHOOL-HANDICAPPED	0.00	5,192.18	5,192.18	0.00	5,192.18	0.00	0.00	0.00
590	IMPROVING TEACHER QUALITY	0.00	6,625.52	6,625.52	3,336.65	17,841.17	(11,215.65)	0.00	(11,215.65)
Grand Total		**$ 34,210,590.03**	**$ 6,689,657.31**	**$ 12,561,586.39**	**$ 3,998,714.80**	**$ 7,932,504.53**	**$ 38,839,671.89**	**$ 4,699,957.84**	**$ 34,139,714.05**

Northeastern Local School District
General Accounts Reconciliation
For Month Ended August 31, 2024

Bank Balance per Statement	$	191,716.34
Money Market Account	$	26,422.78
PaySchool Account	$	69,676.01
Sinking Fund	$	11,762.03
Star Ohio	$	3,055,725.77
Star Ohio Building- Debt	$	3,682,326.20
RedTree Investment	$	31,911,806.96
Park State Building	$	41,036.70
Total Reconciling Items	$	(150,800.90)
	$	38,839,671.89

Cash Balance - General Fund	$	25,433,070.66
Cash Balance - Debt Service (002)	$	2,782,190.05
Cash Balance Building Funds (004 & 010)	$	6,147,844.32
Cash Balance - Permanent Improvement (003)	$	1,296,015.59
Cash Balance - Other	$	3,180,551.27
	$	38,839,671.89

Northeastern Local School District
Revenue & Expenditure Report (Northeastern and Kenton Ridge Pre-K -12 Buildings
As of 6/30/2024

	Budget	Budget GMP	Fiscal Years 2018-2024	Month	Fiscal Year to Date	Project to Date
Revenue:						
Local Money (Debt)	$ 61,452,457	$ 61,452,457	$ 61,452,457			$ 61,452,457
Local Funded (Debt)	$ 17,882,543	$ 17,882,543	$ 17,882,543			$ 17,882,543
Debt Total	$ 79,335,000	$ 79,335,000	$ 79,335,000			$ 79,335,000
State Funding	$ 40,968,961	$ 40,968,961	$ 30,629,911	$ -	$ -	$ 30,629,911
Interest						$ -
Fund 004			$ 845,722	$ 790	$ 15,770	$ 861,492
Fund 010 Local			$ 2,936,159	$ 18,918	$ 47,405	$ 2,983,564
Fund 010 State			$ 85,107	$ -	$ -	$ 85,107
Other Debt Premium	$ -	$ -	$ 867,674	$ -	$ -	$ 867,674
Total Revenues & Resources	$ 120,303,961	$ 120,303,961	$ 123,509,252	$ 19,708	$ 63,175	$ 114,762,748
By Fund						
Fund 004			$ 18,728,265	$ 790	$ 15,770	$ 18,744,035
Fund 010			$ 105,310,854	$ 18,918	$ 47,405	$ 105,358,259
						$ 124,102,294
Expenditures:						
Building						
Northeastern PK-12	$ 41,666,465	$ 41,925,237	$ 41,181,197		$ -	$ 41,181,197
Kenton Ridge PK12	$ 57,367,196	$ 58,523,273	$ 56,066,120	$ -	$ -	$ 56,066,120
Architect & Professional Service		$ 7,946,045	$ 8,190,991		$ -	$ 8,190,991
CMR -PreCon and Early Site		$ 3,512,983	$ 1,063,444		$ -	$ 1,063,444
Land		$ 1,069,869	$ 1,069,869		$ -	$ 1,069,869
Other cost	$ 17,882,543	$ 828,804	$ 72,530		$ -	$ 72,530
Abate and Demo	$ 3,388,742	$ 3,388,742	$ 434,077	$ 174,129	$ 202,901	$ 636,978
LFO Project			$ 8,677,290	$ 249,296	$ 562,341	$ 9,239,631
Debt Payment from Sale			$ 866,624			$ 866,624
To Contingency	$ -	$ 964,678	$ 235,696	$ -	$ -	$ 235,696
	$ 120,304,946	$ 118,159,631	$ 117,857,838	$ 423,425	$ 765,242	$ 118,623,080
By Fund						
Fund 004			$ 20,982,495	$ 313,044	$ 611,623	$ 21,594,118
Fund 010			$ 96,875,343	$ 124,847	$ 153,619	$ 97,028,962
				$ -		
				$ 437,891	$ 765,242	$ (2,850,083)

	Special Project Summary				$ -
	Fund Balance				
a	Fund 004				$ 247,864
	Less Encumbered	The Kleinger Grc	Athletic Fields		$ 1,073
		Staff Co			
		OAKES Doors	Construction		$ 9,930
		Ruetschle	Architect		$ 161,004
		Mech Sand	Shelter Houses		$ 10,045
		Morgan Concret	Shelter Houses		$ 19,200
		Piqua Lumb	Shelter Houses		$ 38,500
		JL KUCK	Tracks		$ 302,665
		Martin Seating			$ 22,026
		Beeline Fence	KR Football		$ 59,300
		Shook			$ 14,667
		Blessing Pump			$ 58,600
		Smith Rolloff			$ 18,546
		School Specialty	Furniture		
		Payton Plumb	Septic Line KR		$ 68,287
		StaffCo	Add Playground		
		Hickory Sod Farm			$ 399,111
		Misc			$ 50,440
b		Total Encumbered			$ 1,233,394
c		LFO (Tracks KR $7K, NE $3K, BOE $3K)			
	a minus b-minus c	Special Project Available			$ (985,530)
a	Fund 010				$ 6,005,909
	Less Encumbered	Shook	Construction		$ 273,949
		Ruetschle	Architect		$ 178,563
		MVECA	Phone System		$ -
		Stan Assoc	Balance Bldg		
		StaffCo	Playground		$ -
		Demo Open			$ 217,130
		Demo to Open			$ -
b		Total Encumbered			$ 669,642
c		Less State plus LFI return $2M			$ 1,818,995
		Special Project Available			$ 7,155,262
		Total Special Projects & LFO			**$ 6,169,732**

REDTREE INVESTMENT GROUP

Monthly Investment Summary
Northeastern Local School District
US Bank Custodian Acct Ending x70762

August 31, 2024

Monthly Cash Flow Activity

From 07-31-24 through 08-31-24

Beginning Book Value	31,829,623.38
Contributions	0.00
Withdrawals	0.00
Prior Month Management Fees	-2,548.06
Prior Month Custody Fees	-162.77
Realized Gains/Losses	740.00
Gross Interest Earnings	84,154.41
Ending Book Value	31,911,806.96

Market Value Summary

Security Type	Market Value	Pct. Assets	Avg Yield at Cost	Wght Avg Mat
Money Market Fund				
MONEY MARKET FUNDS	35,386.16	0.1	5.14	0.00
Fixed Income				
MUNICIPAL BONDS	1,764,027.90	5.5	2.64	2.14
U.S. GOVERNMENT AGENCY NOTES	9,127,543.92	28.3	3.92	2.29
U.S. TREASURY NOTES	3,282,372.36	10.2	4.13	3.10
Accrued Interest	122,023.49	0.4		
Commercial Paper				
COMMERCIAL PAPERS	8,059,714.40	25.0	5.32	0.37
Accrued Interest	0.00	0.0		
Certificate of Deposit				
CERTIFICATES OF DEPOSIT	9,765,250.19	30.3	4.75	1.62
Accrued Interest	65,662.36	0.2		
TOTAL PORTFOLIO	**32,221,980.79**	**100.0**	**4.48**	**1.67**

Maturity Distribution

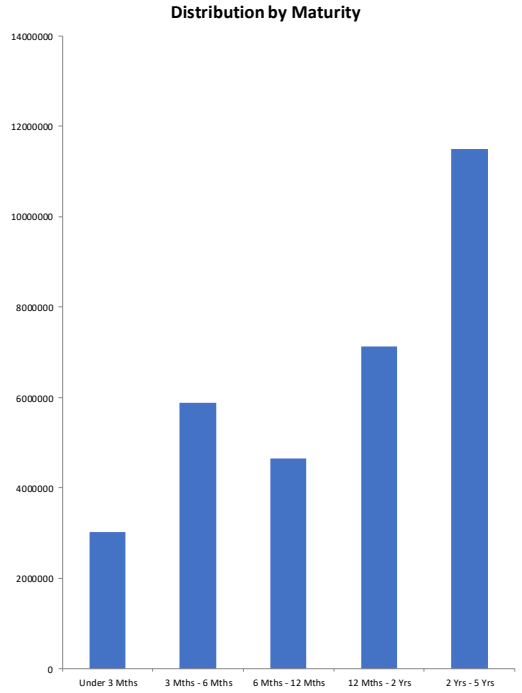

Security Type Allocation

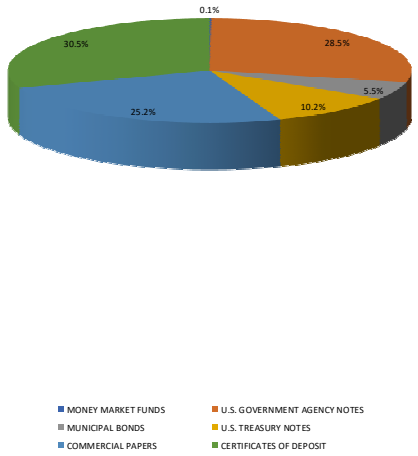

Disclosures:

RedTree's internal accounting system is used as the source of the market value of this account. Although obtained from a source believed to be reliable, we cannot guarantee its accuracy. You should review all account statements provided by the custodian and compare with the statements provided by RedTree.

Questions? Call 888.596.2293 or email info@redtreeinv.com

REDTREE INVESTMENT GROUP

Portfolio Holdings Report
Northeastern Local School District
US Bank Custodian Acct Ending x70762
August 31, 2024

Quantity	Cusip	Security Description	Moody's	S&P	Cost Basis	Market Value	Yield at Cost	Wtd Maturity	Purchase Date
U.S. GOVERNMENT AGENCY NOTES									
250,000	3130AKDS2	Federal Home Ln Bank 0.390% Due 10-28-24	Aaa	AA+	250,242.50	248,044.46	0.36	0.16	02-19-21
250,000	3130AMNR9	Federal Home Ln Bank 0.625% Due 11-27-24	Aaa	AA+	250,000.00	247,332.03	0.63	0.24	05-28-21
300,000	3130AMR53	Federal Home Ln Bank 0.620% Due 12-09-24	Aaa	AA+	277,335.00	296,366.20	5.11	0.27	02-28-23
500,000	3130AP6F7	Federal Home Ln Bank 0.600% Due 01-07-25	Aaa	AA+	500,000.00	491,751.44	0.60	0.35	10-07-21
450,000	3133EMER9	Federal Farm Credit Bank 0.470% Due 01-27-25	Aaa	AA+	449,482.50	441,595.57	0.50	0.40	10-29-20
275,000	3130AWBY5	Federal Home Ln Bank 4.750% Due 06-13-25	Aaa	AA+	273,134.68	275,228.10	5.14	0.76	08-18-23
250,000	3130B0AD1	Federal Home Ln Bank 5.500% Due 09-04-25	Aaa	AA+	249,991.50	250,002.66	5.50	0.95	03-07-24
500,000	3134GWUG9	Federal Home Ln Mtg 0.570% Due 09-24-25	Aaa	AA+	500,000.00	481,760.34	0.57	1.04	09-24-20
235,000	3134GXHD9	Federal Home Ln Mtg 0.700% Due 12-23-25	Aaa	AA+	235,000.00	224,858.57	0.70	1.28	12-23-20
300,000	3133ENXS4	Federal Farm Credit Bank 3.375% Due 05-26-26	Aaa	AA+	300,000.00	294,565.97	3.37	1.65	05-26-22
500,000	3133EPUD5	Federal Farm Credit Bank 4.750% Due 05-28-26	Aaa	AA+	498,401.00	505,516.73	4.88	1.64	08-28-23
250,000	3133ENF96	Federal Farm Credit Bank 3.960% Due 08-17-26	Aaa	AA+	250,000.00	247,658.25	3.96	1.86	08-17-22
200,000	3130ANMH0	Federal Home Ln Bank 1.100% Due 08-20-26	Aaa	AA+	200,000.00	188,670.86	1.10	1.92	08-20-21
120,000	3130ANNP1	Federal Home Ln Bank 1.100% Due 08-24-26	Aaa	AA+	120,000.00	113,169.85	1.10	1.93	08-30-21
500,000	3134H1KV4	Federal Home Ln Mtg 5.750% Due 12-07-26	Aaa	AA+	500,125.00	500,033.63	5.74	2.07	04-09-24
270,000	3134HAAF0	Federal Home Ln Mtg 5.500% Due 07-22-27	Aaa	AA+	270,000.00	270,337.36	5.50	2.63	07-22-24
265,000	3130AT3P0	Federal Home Ln Bank 5.000% Due 09-14-27	Aaa	AA+	265,000.00	264,613.62	5.00	2.72	09-28-22
180,000	3134GXHU1	Federal Home Ln Mtg 0.780% Due 12-14-27	Aaa	AA+	150,372.00	162,088.25	4.68	3.18	03-10-23
400,000	3133EREB3	Federal Farm Credit Bank 4.500% Due 05-09-28	Aaa	AA+	397,388.00	409,287.76	4.68	3.34	05-24-24
400,000	3130AYLG9	Federal Home Ln Bank 5.500% Due 07-18-28	Aaa	AA+	399,800.06	400,267.04	5.51	3.43	01-30-24
430,000	3134GYZE5	Federal Home Ln Mtg 5.250% Due 08-09-28	Aaa	AA+	426,345.00	429,650.66	5.45	3.51	08-30-23
530,000	3135GAN31	Federal Natl Mtg Assoc 5.200% Due 02-14-29	Aaa	AA+	530,000.00	529,547.04	5.20	3.92	02-14-24
545,000	3130B07A1	Federal Home Ln Bank 6.000% Due 03-21-29	Aaa	AA+	545,000.00	544,915.82	6.00	3.84	03-21-24
500,000	3133EP6X8	Federal Farm Credit Bank 5.370% Due 04-02-29	Aaa	AA+	499,900.00	501,208.47	5.37	3.94	07-15-24
300,000	3133ERAK7	Federal Farm Credit Bank 4.375% Due 04-10-29	Aaa	AA+	297,003.00	307,560.01	4.60	4.09	04-11-24
500,000	3130B1RB5	Federal Home Ln Bank 5.000% Due 06-26-29	Aaa	AA+	500,000.00	501,513.20	5.00	4.21	06-26-24
	Accrued Interest					83,213.11			
					9,134,520.24	9,210,757.03	3.92	2.29	

Disclosures:

RedTree's internal accounting system is used as the source of the market value of this account. Although obtained from a source believed to be reliable, we cannot guarantee its accuracy. You should review all account statements provided by the custodian and compare with the statements provided by RedTree.

REDTREE INVESTMENT GROUP

Portfolio Holdings Report

Northeastern Local School District
US Bank Custodian Acct Ending x70762

August 31, 2024

Quantity	Cusip	Security Description	Moody's	S&P	Cost Basis	Market Value	Yield at Cost	Wtd Maturity	Purchase Date
MUNICIPAL BONDS									
100,000	564283YW3	City of Mansfield, OH GO 5.000% Due 12-01-24	A2	AA	117,917.00	100,412.00	0.58	0.25	10-22-20
500,000	23223PCV7	Cuyahoga County, OH GO 5.392% Due 12-01-25	Aa2	AA+	506,665.00	500,310.00	4.65	1.18	01-05-24
200,000	51280UCN5	Lakota LSD, OH GO 2.392% Due 12-01-26	Aa1	AA+	214,912.00	192,484.00	1.00	2.15	05-24-21
290,000	927620CV4	Violet Township, OH GO 0.989% Due 12-01-26	Aa2		290,000.00	269,262.10	0.99	2.18	08-25-21
225,000	286461AK4	Elgin LSD, OH GO 5.499% Due 08-31-27		AA	225,000.00	225,222.75	5.50	2.70	08-29-23
100,000	915489B56	City of Upper Arlington, OH GO 1.098% Due 12-01-27		AAA	99,461.00	91,237.00	1.18	3.13	06-11-21
145,000	774829JC0	Rocky River CSD, OH GO 4.000% Due 12-01-27	Aa2		169,586.20	144,440.30	1.19	2.99	08-18-21
265,000	199492P86	City of Columbus, OH GO 1.215% Due 04-01-28	Aaa	AAA	265,000.00	240,659.75	1.21	3.43	02-17-21
	Accrued Interest					16,062.27			
					1,888,541.20	1,780,090.17	2.64	2.14	
U.S. TREASURY NOTES									
250,000	9128283V0	US Treasury Note 2.500% Due 01-31-25	Aaa	AA+	246,875.00	247,580.57	3.00	0.41	06-13-22
300,000	9128285J5	US Treasury Note 3.000% Due 10-31-25	Aaa	AA+	300,000.00	295,675.78	3.00	1.12	06-10-22
500,000	91282CHM6	US Treasury Note 4.500% Due 07-15-26	Aaa	AA+	499,609.38	504,628.90	4.53	1.77	03-28-24
110,000	91282CFM8	US Treasury Note 4.125% Due 09-30-27	Aaa	AA+	109,909.77	111,104.30	4.15	2.82	02-07-24
600,000	91282CJR3	US Treasury Note 3.750% Due 12-31-28	Aaa	AA+	587,484.38	599,906.25	4.27	3.94	07-12-24
500,000	91282CJW2	US Treasury Note 4.000% Due 01-31-29	Aaa	AA+	494,199.22	505,039.06	4.28	4.01	06-25-24
500,000	91282CKD2	US Treasury Note 4.250% Due 02-28-29	Aaa	AA+	498,964.85	510,566.40	4.30	4.07	02-29-24
500,000	91282CKG5	US Treasury Note 4.125% Due 03-31-29	Aaa	AA+	492,421.87	507,871.09	4.47	4.08	05-22-24
	Accrued Interest					22,748.10			
					3,229,464.47	3,305,120.46	4.13	3.10	
CERTIFICATES OF DEPOSIT									
249,000	9497635U6	Wells Fargo Bank, SD 4.500% Due 02-03-25			249,000.00	248,755.62	4.54	0.41	02-02-23
243,000	564759SC3	Manufacturers & Traders Trust Co, NY 5.250% Due 03-17-25			242,757.00	243,634.41	5.30	0.52	03-17-23
248,000	884693BY7	Thomasville Natl Bank, GA 5.050% Due 03-24-25			247,876.00	248,521.34	5.13	0.55	03-24-23
243,000	319513CJ4	First Citizens National Bank, TN 5.000% Due 03-30-25			242,829.90	243,419.23	5.05	0.56	06-30-23
244,000	332135KV3	First National Bank of Omaha, NE 4.700% Due 04-14-25			243,756.00	243,966.36	4.75	0.60	04-14-23
248,000	429882GL1	Highland Bank, MN 5.000% Due 04-29-25			247,851.20	248,534.26	5.09	0.64	06-29-23
248,000	29367SKM5	Enterprise Bank & Trust, MO 5.000% Due 06-20-25			247,752.00	248,781.67	5.11	0.77	06-20-23

Disclosures:

RedTree's internal accounting system is used as the source of the market value of this account. Although obtained from a source believed to be reliable, we cannot guarantee its accuracy. You should review all account statements provided by the custodian and compare with the statements provided by RedTree.

Questions? Call 888.596.2293 or email info@redtreeinv.com

REDTREE INVESTMENT GROUP

Portfolio Holdings Report

Northeastern Local School District
US Bank Custodian Acct Ending x70762

August 31, 2024

Quantity	Cusip	Security Description	Moody's	S&P	Cost Basis	Market Value	Yield at Cost	Wtd Maturity	Purchase Date
245,000	87164YN67	Synchrony Bank, UT 3.350% Due 07-01-25			244,632.50	242,481.73	3.40	0.81	07-01-22
243,000	06654BFH9	Bankwell Bank, CT 5.050% Due 07-14-25			242,757.00	243,953.72	5.10	0.84	07-14-23
248,000	20143PEU0	Commercial Bank, TN 5.050% Due 07-18-25			247,752.00	249,130.89	5.16	0.84	07-18-23
180,000	138138AB8	Canton Co-Op Bank, MA 5.000% Due 07-21-25			179,820.00	180,763.12	5.11	0.85	07-21-23
248,000	27002YGD2	EagleBank, MD 5.050% Due 07-21-25			247,752.00	249,159.58	5.16	0.85	07-21-23
243,000	66476QDZ8	Northern Bank & Trust, MA 5.000% Due 07-21-25			242,757.00	243,947.88	5.05	0.86	07-19-23
243,000	005520AG6	Adams B&T, NE 5.050% Due 09-15-25			242,817.75	244,519.95	5.09	0.98	09-13-23
157,000	598580AP3	Mifflinburg B&T Co, PA 5.000% Due 09-22-25			156,882.25	158,032.13	5.08	1.01	03-20-23
150,000	89580DBA9	Triad Business Bank, NC 5.300% Due 09-29-25			149,850.00	151,470.01	5.41	1.03	09-29-23
248,000	910286GD9	United Fidelity Bank FSB, IN 5.050% Due 09-30-25			247,752.00	249,814.82	5.15	1.03	03-30-23
244,000	319477AN5	First-Citizens B&T, NC 4.700% Due 10-28-25			243,634.00	244,911.53	4.75	1.10	10-28-22
207,000	098079BB1	b1Bank, LA 4.650% Due 12-22-25			206,844.75	207,979.16	4.74	1.25	12-20-23
249,000	29367RMY9	Enterprise Bank, PA 4.400% Due 01-30-26			248,751.00	249,584.58	4.49	1.35	01-31-24
248,000	552249CP7	Lyons National Bank, NY 4.850% Due 03-30-26			247,814.00	250,505.58	4.94	1.49	03-28-24
244,000	724468AQ6	The Pitney Bowes Bank, UT 4.800% Due 03-30-26			243,756.00	246,244.17	4.85	1.48	03-28-24
243,000	23204HNV6	Customers Bank, PA 5.000% Due 03-31-26			243,000.00	245,974.10	5.00	1.48	03-31-23
249,000	695292FT4	Paducah B&T, KY 4.500% Due 04-13-26			248,751.00	250,329.52	4.58	1.53	04-13-23
205,000	12547CAZ1	CIBC Bank USA, IL 4.550% Due 04-14-26			204,692.50	206,189.28	4.60	1.52	04-14-23
249,000	23344RAK3	DR Bank, CT 4.650% Due 07-13-26			248,813.25	251,636.08	4.74	1.75	07-12-24
244,000	72741LAR7	Planters B&T, MS 4.650% Due 07-13-26			243,817.00	246,493.49	4.69	1.77	07-12-24
248,000	843355BS6	Southern Michigan B&T, MI 5.100% Due 08-14-26			247,665.20	252,996.03	5.21	1.82	11-14-23
243,000	20347MAW1	Community B&T Waco, TX 5.150% Due 11-10-26			242,635.50	248,760.70	5.20	2.03	11-10-23
249,000	34520LAX1	Forbright Bank, MD 4.100% Due 12-15-26			248,502.00	249,660.88	4.19	2.14	12-15-22
249,000	62847NEG7	MVB Bank, WV 4.250% Due 01-29-27			248,626.50	250,628.20	4.34	2.25	01-31-24
249,000	90355GMA1	UBS Bank USA, UT 4.600% Due 04-05-27			248,688.75	253,039.90	4.69	2.40	04-04-24
244,000	02357QCH8	Amerant Bank NA, FL 4.800% Due 06-28-27			243,634.00	249,666.92	4.85	2.61	06-27-24
244,000	32082BFT1	First Merchants Bank NA, IN 4.750% Due 06-28-27			243,634.00	249,285.59	4.80	2.61	06-28-24
249,000	02554BFF3	American Eagle Bank, IL 3.850% Due 07-13-27			248,676.30	248,542.97	3.93	2.66	08-13-24

Disclosures:

RedTree's internal accounting system is used as the source of the market value of this account. Although obtained from a source believed to be reliable, we cannot guarantee its accuracy. You should review all account statements provided by the custodian and compare with the statements provided by RedTree.

Questions? Call 888.596.2293 or email info@redtreeinv.com

REDTREE INVESTMENT GROUP

Portfolio Holdings Report

Northeastern Local School District
US Bank Custodian Acct Ending x70762

August 31, 2024

Quantity	Cusip	Security Description	Moody's	S&P	Cost Basis	Market Value	Yield at Cost	Wtd Maturity	Purchase Date
249,000	523744BA7	Lea County State Bank, NM 4.100% Due 08-13-27			248,626.50	250,325.66	4.19	2.73	08-13-24
245,000	89235MNW7	Toyota Financial Savings Bank, NV 3.450% Due 08-18-27			244,387.50	241,809.81	3.50	2.79	08-18-22
249,000	59013KF92	Merrick Bank, UT 4.050% Due 02-14-28			248,688.75	250,386.65	4.12	3.16	08-12-24
175,000	05600XQE3	BMO Harris Bank, IL 4.500% Due 05-16-28			174,562.50	178,720.05	4.56	3.36	05-16-23
244,000	68405VCB3	Optum Bank, UT 4.550% Due 07-10-28			243,512.00	249,892.15	4.61	3.50	07-10-24
244,000	07371DR58	Beal Bank, NV 4.650% Due 05-30-29			243,390.00	252,800.45	4.71	4.20	06-06-24
	Accrued Interest					65,662.36			
					9,679,697.60	9,830,912.55	4.75	1.62	
COMMERCIAL PAPER									
400,000	89119AJ41	TD USA 0.000% Due 09-04-24	P-1	A-1+	388,683.44	399,704.80	5.32	0.01	02-20-24
500,000	89119AJT6	TD USA 0.000% Due 09-27-24	P-1	A-1+	493,063.75	497,957.50	5.45	0.07	06-26-24
400,000	13608AK21	Canadian Imp Holdings 0.000% Due 10-02-24	P-1	A-1	389,322.67	398,070.00	5.42	0.09	04-03-24
500,000	62479LK20	MUFG Bank 0.000% Due 10-02-24	P-1	A-1	482,713.90	497,607.50	5.26	0.09	01-31-24
500,000	06054NLJ8	Bank of America 0.000% Due 11-18-24		A-1	486,625.00	494,248.00	5.50	0.22	05-22-24
250,000	63873JLS7	Natixis NY 0.000% Due 11-26-24	P-1	A-1	241,174.38	246,911.25	5.42	0.24	03-28-24
400,000	89119AM39	TD USA 0.000% Due 12-03-24	P-1	A-1+	385,666.67	394,677.20	5.35	0.26	03-28-24
250,000	89119AMC9	TD USA 0.000% Due 12-12-24	P-1	A-1+	242,537.22	246,373.25	5.48	0.28	05-24-24
500,000	89233GNG7	Toyota Motor Credit 0.000% Due 01-16-25	P-1	A-1+	482,506.50	490,539.50	5.46	0.38	05-22-24
500,000	78016JPJ9	Royal Bank of Canada (RBC) 0.000% Due 02-18-25	P-1	A-1+	480,350.00	488,590.00	5.45	0.46	05-24-24
1,000,000	89233GPM2	Toyota Motor Credit 0.000% Due 02-21-25	P-1	A-1+	960,693.00	976,699.00	5.50	0.47	05-29-24
450,000	06054NPQ8	Bank of America 0.000% Due 02-24-25		A-1	432,045.00	439,200.90	5.54	0.48	05-30-24
1,045,000	63873JPT1	Natixis NY 0.000% Due 02-27-25	P-1	A-1	1,019,623.04	1,019,738.17	4.95	0.49	08-30-24
265,000	06054NQK0	Bank of America 0.000% Due 03-19-25		A-1	255,047.93	257,934.83	5.42	0.54	07-03-24
500,000	63307LR78	National Bank of Canada 0.000% Due 04-07-25	P-1	A-1	480,725.00	485,656.00	5.35	0.59	07-11-24
250,000	63307LR78	National Bank of Canada 0.000% Due 04-07-25	P-1	A-1	240,669.79	242,828.00	5.27	0.59	07-16-24
500,000	62479LST3	MUFG Bank 0.000% Due 05-27-25	P-1	A-1	482,750.00	482,978.50	4.76	0.72	08-30-24
	Accrued Interest					0.00			
					7,944,197.29	8,059,714.40	5.32	0.37	

Disclosures:

RedTree's internal accounting system is used as the source of the market value of this account. Although obtained from a source believed to be reliable, we cannot guarantee its accuracy. You should review all account statements provided by the custodian and compare with the statements provided by RedTree.

Questions? Call 888.596.2293 or email info@redtreeinv.com

REDTREE INVESTMENT GROUP

Portfolio Holdings Report

Northeastern Local School District
US Bank Custodian Acct Ending x70762

August 31, 2024

Quantity	Cusip	Security Description	Moody's	S&P	Cost Basis	Market Value	Yield at Cost	Wtd Maturity	Purchase Date
MONEY MARKET FUND									
	USBMMF	First American Treasury Obligations Fund			35,386.16	35,386.16	5.14		
TOTAL PORTFOLIO					31,911,806.96	32,221,980.79	4.48	1.67	

Disclosures:

RedTree's internal accounting system is used as the source of the market value of this account. Although obtained from a source believed to be reliable, we cannot guarantee its accuracy. You should review all account statements provided by the custodian and compare with the statements provided by RedTree.

Questions? Call 888.596.2293 or email info@redtreeinv.com

Northeastern Local School District Spending Plan by FUNCTION
August 31, 2024

Forecast Line Number	Monthly Estimate	Monthly Actual	Monthly Difference	Fiscal Year To Date Estimate	Fiscal Year To Date Actual	Fiscal Year To Date Difference		% of Budget
Revenues:								
01.010 General Property (Real Estate)	$ 2,724,804	$ 2,775,120	$ 50,316	$ 5,449,608	$ 5,242,997	$ (206,611)	-4.4%	
01.020 Tangible Personal Property Tax	$ 330,064	$ 598,504	$ 268,440	$ 660,128	$ 598,504	$ (61,624)		
01.030 Income Tax	$ -	$ -	$ -	$ 1,720,270	$ 2,027,420	$ 307,150	17.9%	
01.035 Unrestricted Grants-in-Aid	$ 983,614	$ 1,117,448	$ 133,834	$ 1,967,228	$ 2,090,170	$ 122,942	3.5%	
01.040 Restricted Grants-in-Aid	$ 89,979	$ 65,836	$ (24,143)	$ 179,958	$ 131,615	$ (48,343)		
01.045 Restricted Federal Grants-in-Aid - SFSF	$ -	$ -	$ -	$ -	$ -	$ -		
01.050 Property Tax Allocation	$ -	$ -	$ -	$ -	$ -	$ -		
01.060 All Other Operating Revenue	$ 318,358	$ 178,561	$ (139,797)	$ 341,098	$ 300,723	$ (40,375)		
01.070 Total Revenue	**$ 4,446,819**	**$ 4,735,469**	**$ 288,650**	**$ 10,318,290**	**$ 10,391,429**	**$ 73,139**	**0.7%**	
02.010 Proceeds from Sale of Notes	$ -	$ -	$ -	$ -	$ -	$ -		
02.020 State Emergency Loans & Advancements (Approved)	$ -	$ -	$ -	$ -	$ -	$ -		
02.040 Operating Transfers-In	$ -	$ -	$ -	$ -	$ -	$ -		
02.050 Advances-In	$ -	$ -	$ -	$ 100,000	$ 29,744	$ (70,256)		
02.060 All Other Financial Sources	$ -	$ 939	$ 939	$ -	$ 939	$ 939		
02.070 Total Other Financing Sources	$ -	$ 939	$ 939	$ 100,000	$ 30,683	$ (69,317)		
02.080 Total Revenues and Other Financing Sources	**$ 4,446,819**	**$ 4,736,408**	**$ 289,589**	**$ 10,418,290**	**$ 10,422,112**	**$ 3,822**		
Expenditures: BY FUNCTION								
1100-REGULAR INSTRUCTION	$ 1,347,989	$ 1,717,944	$ 369,955	$ 2,695,979	$ 3,094,850	$ 398,871		47.0%
1200-SPECIAL INSTRUCTION	$ 337,135	$ 344,894	$ 7,759	$ 674,269	$ 650,216	$ (24,054)		11.8%
1300-VOCATIONAL INSTRUCTION	$ 19,516	$ 44,010	$ 24,493	$ 39,032	$ 87,893	$ 48,861		0.7%
1900-OTHER INSTRUCTION	$ 15,263	$ 706	$ (14,558)	$ 30,526	$ 9,188	$ (21,338)		0.5%
2100-SUPPORT SERVICES - PUPIL	$ 224,629	$ 162,053	$ (62,576)	$ 449,258	$ 343,892	$ (105,367)		7.8%
2200-SUPP SERV- INSTRUCTIONAL	$ 128,750	$ 104,894	$ (23,856)	$ 257,499	$ 339,823	$ 82,324		4.5%
2300-SUPPORT SERV.-BD. OF ED	$ 9,783	$ 3,380	$ (6,403)	$ 19,566	$ 61,574	$ 42,007		0.3%
2400-SUPPORT SERV- ADMINISTRATION	$ 223,498	$ 327,515	$ 104,017	$ 446,995	$ 677,251	$ 230,256		7.8%
2500-FISCAL SERVICES	$ 93,811	$ 149,307	$ 55,496	$ 187,621	$ 248,575	$ 60,953		3.3%
2600-SUPPORT SERVICES - BUSINESS	$ -		$ -	$ -	$ -	$ -		0.0%
2700-OPERATION & MAINT OF PLANT	$ 209,375	$ 219,816	$ 10,440	$ 418,751	$ 538,100	$ 119,349		7.3%
2800-SUPPORT SERV - PUPIL TRANSPORTATION	$ 192,118	$ 169,379	$ (22,740)	$ 384,237	$ 373,938	$ (10,299)		6.7%
4100-ACADEMIC & SUBJECT ORIENTED	$ 1,508	$ 1,039	$ (469)	$ 3,017	$ 29,040	$ 26,023		0.1%
4500-SPORT ORIENTED ACTIVITIES	$ 55,333	$ 26,395	$ (28,938)	$ 110,666	$ 55,424	$ (55,242)		1.9%
9999- All Other	$ 7,822	$ 18,649	$ 10,826	$ 15,645	$ 129,487	$ 113,842		0.3%
04.500 Total Expenditures	**$ 2,866,531**	**$ 3,289,979**	**$ 423,448**	**$ 5,733,062**	**$ 6,639,250**	**$ 906,188**	**15.8%**	
05.010 Operational Transfers - Out	$ -	$ -	$ -	$ -	$ -	$ -		
05.020 Advances - Out	$ -	$ -	$ -	$ -	$ -	$ -		
05.030 All Other Financing Uses	$ -	$ -	$ -	$ -	$ -	$ -		
05.040 Total Other Financing Uses	$ -	$ -	$ -	$ -	$ -	$ -		
05.050 Total Expenditure and Other Financing Uses	**$ 3,088,944**	**$ 3,338,765**	**$ 249,821**	**$ 6,026,542**	**$ 6,688,037**	**$ 661,495**		
06.010 Excess Rev & Oth Financing Sources over(under)	**$ 1,357,875**	**$ 1,397,643**	**$ 39,768**	**$ 4,391,748**	**$ 3,734,075**	**$ (657,673)**		
07.010 Cash Balance-July1 -Excluding Proposed Renew/Replace & New		$ 24,035,428	$ 24,035,428		$ 21,698,996	$ 21,698,996		
07.020 Cash Balance June 30		**$ 25,433,071**	**$ 24,075,196**		**$ 25,433,071**	**$ 21,041,323**		
08.010 Estimated Encumbrances June 30		$ 1,864,827	$ 1,864,827		$ 1,864,827	$ 1,864,827		