

Report on the

Franklin County Board of Education

Franklin County, Alabama

October 1, 2018 through September 30, 2019

Filed: December 4, 2020



Department of Examiners of Public Accounts

401 Adams Avenue, Suite 280
Montgomery, Alabama 36104-4338
P.O. Box 302251
Montgomery, Alabama 36130-2251
Website: www.examiners.alabama.gov

Rachel Laurie Riddle, Chief Examiner



Rachel Laurie Riddle
Chief Examiner

State of Alabama
Department of
Examiners of Public Accounts

P.O. Box 302251, Montgomery, AL 36130-2251
401 Adams Avenue, Suite 280
Montgomery, Alabama 36104-4338
Telephone (334) 242-9200
FAX (334) 242-1775

Honorable Rachel Laurie Riddle
Chief Examiner of Public Accounts
Montgomery, Alabama 36130

Dear Madam:

An audit was conducted on the Franklin County Board of Education, Franklin County, Alabama, for the period October 1, 2018 through September 30, 2019, by Examiners Misty Medders and Thomas Strawn. I, Misty Medders, served as Examiner-in-Charge on the engagement, and under the authority of the *Code of Alabama 1975*, Section 41-5A-19, I hereby swear to and submit this report to you on the results of the audit.

Respectfully submitted,

A handwritten signature in blue ink that reads 'Misty C. Medders'.

Misty C. Medders
Examiner of Public Accounts

rb

Table of Contents

	<i>Page</i>
Summary	A
<p>Contains items pertaining to federal, state and local legal compliance, Board operations and other matters.</p>	
Independent Auditor's Report	B
<p>Reports on whether the financial information constitutes a fair presentation of the financial position and results of financial operations in accordance with generally accepted accounting principles (GAAP).</p>	
<u>Basic Financial Statements</u>	1
<p>Provides the minimum combination of financial statements and notes to the financial statements that is required for the fair presentation of the Board's financial position and results of operations in accordance with GAAP.</p>	
Exhibit #1 Statement of Net Position	2
Exhibit #2 Statement of Activities	4
Exhibit #3 Balance Sheet – Governmental Funds	5
Exhibit #4 Reconciliation of the Balance Sheet of Governmental Funds to the Statement of Net Position	6
Exhibit #5 Statement of Revenues, Expenditures and Changes in Fund Balances – Governmental Funds	7
Exhibit #6 Reconciliation of the Statement of Revenues, Expenditures and Changes in Fund Balances of Governmental Funds to the Statement of Activities	8
Notes to the Financial Statements	9

Table of Contents

	<i>Page</i>
<u>Required Supplementary Information</u>	41
Provides information required by the Governmental Accounting Standards Board (GASB) to supplement the basic financial statements. This information has not been audited and no opinion is provided about the information.	
Exhibit #7 Schedule of the Employer’s Proportionate Share of the Collective Net Pension Liability	42
Exhibit #8 Schedule of the Employer’s Contributions – Pension	43
Exhibit #9 Schedule of the Employer’s Proportionate Share of the Collective Net Other Postemployment Benefits (OPEB) Liability – Alabama Retired Education Employees’ Health Care Trust	44
Exhibit #10 Schedule of the Employer’s Contributions Other Postemployment Benefits (OPEB) Alabama Retired Education Employees’ Health Care Trust	45
Notes to Required Supplementary Information for Other Postemployment Benefits (OPEB)	46
Exhibit #11 Schedule of Revenues, Expenditures and Changes in Fund Balances – Budget and Actual – General Fund	47
Exhibit #12 Schedule of Revenues, Expenditures and Changes in Fund Balances – Budget and Actual – Special Revenue Fund	49
<u>Supplementary Information</u>	51
Contains financial information and notes relative to federal financial assistance.	
Exhibit #13 Schedule of Expenditures of Federal Awards	52
Notes to the Schedule of Expenditures of Federal Awards	54

Table of Contents

	<i>Page</i>
<u>Additional Information</u>	55
<p>Provides basic information related to the Board, including reports and items required by generally accepted government auditing standards and/or Title 2 U. S. <i>Code of Federal Regulations</i> Part 200, <i>Uniform Administrative Requirements, Cost Principles, and Audit Requirements for Federal Awards (Uniform Guidance)</i> for federal compliance audits.</p>	
Exhibit #14	Board Members and Administrative Personnel – a listing of the Board members and administrative personnel. 56
Exhibit #15	Report on Internal Control Over Financial Reporting and on Compliance and Other Matters Based on an Audit of Financial Statements Performed in Accordance With <i>Government Auditing Standards</i> – a report on internal controls related to the financial statements and on whether the Board complied with laws and regulations which could have a direct and material effect on the Board’s financial statements. 57
Exhibit #16	Report on Compliance for Each Major Federal Program and Report on Internal Control Over Compliance Required by the <i>Uniform Guidance</i> – a report on internal controls over compliance with requirements of federal statutes, regulations, and the terms and conditions of federal awards applicable to major federal programs, and an opinion on whether the Board complied with federal statutes, regulations, and the terms and conditions of its federal awards which could have a direct and material effect on each major program. 59
Exhibit #17	Schedule of Findings and Questioned Costs – a schedule summarizing the results of audit findings relating to the financial statements as required by <i>Government Auditing Standards</i> and findings and questioned costs for federal awards as required by the <i>Uniform Guidance</i> . 62



Department of
Examiners of Public Accounts

SUMMARY

**Franklin County Board of Education
October 1, 2018 through September 30, 2019**

The Franklin County Board of Education (the “Board”) is governed by a five-member body elected by the citizens of Franklin County. The members and administrative personnel in charge of governance of the Board are listed in Exhibit 14. The Board is the governmental agency that provides general administration and supervision for Franklin County public school, preschool through high school, with the exception of schools administered by the Russellville City Board of Education.

This report presents the results of an audit the objectives of which were to determine whether the financial statements present fairly the financial position and results of financial operations and whether the Board complied with applicable laws and regulations, including those applicable to its major federal financial assistance programs. The audit was conducted in accordance with auditing standards generally accepted in the United States of America and the standards applicable to financial audits contained in *Government Auditing Standards* issued by the Comptroller General of the United States as well as the requirements of the Department of Examiners of Public Accounts under the authority of the *Code of Alabama 1975*, Section 41-5A-12.

An unmodified opinion was issued on the financial statements, which means that the Board’s financial statements present fairly, in all material respects, its financial position and the results of its operations for the fiscal year ended September 30, 2019.

Tests performed during the audit did not disclose any significant instances of noncompliance with applicable state and local laws and regulations.

Board members and administrative personnel, as reflected on Exhibit 14, were invited to discuss the results of this report at an exit conference. Individuals in attendance were: Greg Hamilton, Superintendent and Carla Knight, Chief School Financial Officer. Representing the Department of Examiners of Public Accounts was: Thomas Strawn, Examiner. The results of the report were also discussed over the phone with Mike Shewbart, Board Member.

This Page Intentionally Blank

Independent Auditor's Report

Independent Auditor's Report

Members of the Franklin County Board of Education,
Superintendent and Chief School Financial Officer
Russellville, Alabama

Report on the Financial Statements

We have audited the accompanying financial statements of the governmental activities and each major fund of the Franklin County Board of Education, as of and for the year ended September 30, 2019, and the related notes to the financial statements, which collectively comprise the Franklin County Board of Education's basic financial statements, as listed in the table of contents as Exhibits 1 through 6.

Management's Responsibility for the Financial Statements

Management is responsible for the preparation and fair presentation of these financial statements in accordance with accounting principles generally accepted in the United States of America; this includes the design, implementation, and maintenance of internal control relevant to the preparation and fair presentation of financial statements that are free from material misstatement, whether due to fraud or error.

Auditor's Responsibility

Our responsibility is to express opinions on these financial statements based on our audit. We conducted our audit in accordance with auditing standards generally accepted in the United States of America and the standards applicable to financial audits contained in **Government Auditing Standards**, issued by the Comptroller General of the United States. Those standards require that we plan and perform the audit to obtain reasonable assurance about whether the financial statements are free from material misstatement.

An audit involves performing procedures to obtain audit evidence about the amounts and disclosures in the financial statements. The procedures selected depend on the auditor's judgment, including the assessment of risks of material misstatement of the financial statements, whether due to fraud or error. In making those risk assessments, the auditor considers internal control relevant to the entity's preparation and fair presentation of the financial statements in order to design audit procedures that are appropriate in the circumstances, but not for the purpose of expressing an opinion on the effectiveness of the entity's internal control. Accordingly, we express no such opinion. An audit also includes evaluating the appropriateness of accounting policies used and the reasonableness of significant accounting estimates made by management, as well as evaluating the overall presentation of the financial statements.

We believe that the audit evidence we have obtained is sufficient and appropriate to provide a basis for our audit opinions.

Opinions

In our opinion, the financial statements referred to above present fairly, in all material respects, the respective financial position of the governmental activities and each major fund of the Franklin County Board of Education, as of September 30, 2019, and the respective changes in financial position for the year then ended in conformity with accounting principles generally accepted in the United States of America.

Other Matters

Required Supplementary Information

Accounting principles generally accepted in the United States of America require that the Management's Discussion and Analysis (MD&A), the Schedule of the Employer's Proportionate Share of the Collective Net Pension Liability, the Schedule of the Employer's Proportionate Share of the Collective Net Other Postemployment Benefits (OPEB) Liability, the Schedules of the Employer's Contributions, and the Schedules of Revenues, Expenditures and Changes in Fund Balances – Budget and Actual, (Exhibits 7 through 12), be presented to supplement the basic financial statements. Such information, although not a part of the basic financial statements is required by the Governmental Accounting Standards Board who considers it to be an essential part of financial reporting for placing the basic financial statements in an appropriate operational, economic, or historical context. We have applied certain limited procedures to the required supplementary information in accordance with auditing standards generally accepted in the United States of America, which consisted principally of inquiries of management about the methods of preparing the information and comparing the information for consistency with management's responses to our inquiries, the basic financial statements, and other knowledge we obtained during our audit of the basic financial statements. We do not express an opinion or provide any assurance on the information because the limited procedures do not provide us with sufficient evidence to express an opinion or provide any assurance.

Management has omitted the Management's Discussion and Analysis (MD&A) that accounting principles generally accepted in the United States of America require to be presented to supplement the basic financial statements. Such mission information, although not part of the basic financial statements, is required by the Governmental Accounting Standards Board who considers it to be an essential part of the financial reporting for placing the basic financial statements in an appropriate operational, economic, or historical context. Our opinion on the basic financial statements is not affected by this missing information.


Supplementary Information

Our audit was conducted for the purpose of forming opinions on the financial statements that collectively comprise the Franklin County Board of Education's basic financial statements. The accompanying Schedule of Expenditures of Federal Awards (Exhibit 13), as required by Title 2 U. S. *Code of Federal Regulations* Part 200, *Uniform Administrative Requirements, Cost Principles, and Audit Requirements for Federal Awards (Uniform Guidance)*, is presented for the purpose of additional analysis and is not a required part of the basic financial statements.

The Schedule of Expenditures of Federal Awards is the responsibility of management and was derived from and relates directly to the underlying accounting and other records used to prepare the basic financial statements. Such information has been subjected to the auditing procedures applied in the audit of the basic financial statements and certain additional procedures, including comparing and reconciling such information directly to the underlying accounting and other records used to prepare the basic financial statements or to the basic financial statements themselves, and other additional procedures in accordance with auditing standards generally accepted in the United States of America. In our opinion, the Schedule of Expenditures of Federal Awards is fairly stated, in all material respects, in relation to the financial statements as a whole.

Other Reporting Required by Government Auditing Standards

In accordance with *Government Auditing Standards*, we have also issued our report dated November 17, 2020, on our consideration of the Franklin County Board of Education's internal control over financial reporting and on our tests of its compliance with certain provisions of laws, regulations, contracts and grant agreements and other matters. The purpose of that report is solely to describe the scope of our testing of internal control over financial reporting and compliance and the results of that testing, and not to provide an opinion on the effectiveness of the Franklin County Board of Education's internal control over financial reporting or on compliance. That report is an integral part of an audit performed in accordance with *Government Auditing Standards* in considering the Franklin County Board of Education's internal control over financial reporting and compliance.



Rachel Laurie Riddle
Chief Examiner

Department of Examiners of Public Accounts

Montgomery, Alabama

November 17, 2020

Basic Financial Statements

Statement of Net Position
September 30, 2019

	Governmental Activities
<u>Assets</u>	
Cash	\$ 4,480,078.03
Cash with Fiscal Agent	1,805,798.09
Investments	500,000.00
Ad Valorem Property Taxes Receivable	1,568,533.89
Receivables (Note 4)	1,176,928.33
Inventories	133,998.57
Capital Assets (Note 5):	
Nondepreciable	6,435,199.90
Depreciable, Net	37,265,288.40
Total Assets	<u>53,365,825.21</u>
<u>Deferred Outflows of Resources</u>	
Employer Pension Contribution	2,471,416.57
Proportionate Share of Collective Deferred Outflows Related to Net Pension Liability	3,171,000.00
Employer Other Postemployment Benefits (OPEB) Contribution	1,144,550.00
Proportionate Share of Collective Deferred Outflows Related to Net Other Postemployment Benefits (OPEB) Liability	1,829,488.00
Total Deferred Outflows of Resources	<u>8,616,454.57</u>
<u>Liabilities</u>	
Payables (Note 9)	283,836.05
Unearned Revenue	31,385.58
Salaries and Benefits Payable	2,983,873.75
Accrued Interest Payable	207,407.89
Long-Term Liabilities:	
Portion Due or Payable Within One Year:	
Notes Payable	367,228.68
Bonds/Warrants Payable	1,010,837.85
Portion Due or Payable After One Year:	
Notes Payable	2,781,737.11
Bonds/Warrants Payable	11,381,596.68
Net Pension Liability	28,318,000.00
Net OPEB Liability	30,884,083.00
Total Liabilities	<u>\$ 78,249,986.59</u>

The accompanying Notes to the Financial Statements are an integral part of this statement.

	Governmental Activities
<u>Deferred Inflows of Resources</u>	
Unavailable Revenue - Property Taxes	\$ 1,568,533.89
Revenue Received in Advance- Motor Vehicle Taxes	106,195.71
Proportionate Share of Collective Deferred Inflows Related to Net Pension Liability	3,001,000.00
Proportionate Share of Collective Deferred Inflows Related to Net OPEB Liability	<u>1,718,859.00</u>
Total Deferred Inflows of Resources	<u>6,394,588.60</u>
<u>Net Position</u>	
Net Investment in Capital Assets	28,159,087.98
Restricted for:	
Debt Service	1,157,437.49
Capital Projects	1,259,080.73
Other Purposes	374,141.04
Unrestricted	<u>(53,612,042.65)</u>
Total Net Position	<u>\$ (22,662,295.41)</u>

Statement of Activities
For the Year Ended September 30, 2019

Functions/Programs	Expenses	Program Revenues			Net (Expenses) Revenues
		Charges for Services	Operating Grants and Contributions	Capital Grants and Contributions	and Changes in Net Position Total Governmental Activities
Governmental Activities					
Instruction	\$ 23,073,785.90	\$ 659,694.83	\$ 19,488,675.47	\$ 850,966.59	\$ (2,074,449.01)
Instructional Support	4,753,614.53	112,944.83	3,915,336.27		(725,333.43)
Operation and Maintenance	3,210,521.08	407,193.63	1,454,415.85	164,740.41	(1,184,171.19)
Auxiliary Services:					
Student Transportation	2,823,068.77	106,712.42	2,032,559.97	319,905.00	(363,891.38)
Food Service	3,794,391.56	2,668,501.36	225,540.61		(900,349.59)
General Administration and Central Support	1,488,060.41	34,735.78	644,132.91		(809,191.72)
Other	2,104,374.25	802,949.12	862,849.93		(438,575.20)
Interest and Fiscal Charges	474,576.22				(474,576.22)
Total Governmental Activities	<u>\$ 41,722,392.72</u>	<u>\$ 4,792,731.97</u>	<u>\$ 28,623,511.01</u>	<u>\$ 1,335,612.00</u>	<u>(6,970,537.74)</u>
General Revenues:					
Taxes:					
Property Taxes for General Purposes					1,720,422.64
Sales Tax					2,771,742.82
Other Taxes					42,153.39
Grants and Contributions Not Restricted for Specific Programs					5,393.71
Investment Earnings					63,359.14
Gain on Disposition of Capital Assets					1,200.00
TVA in Lieu of Taxes					353,731.80
Miscellaneous					1,504,450.64
Total General Revenues					<u>6,462,454.14</u>
Changes in Net Position					(508,083.60)
Net Position - Beginning of Year					<u>(22,154,211.81)</u>
Net Position - End of Year					<u>\$ (22,662,295.41)</u>

The accompanying Notes to the Financial Statements are an integral part of this statement.

Balance Sheet
Governmental Funds
September 30, 2019

	General Fund	Special Revenue Fund	Debt Service Fund	Capital Projects Fund	Total Governmental Funds
Assets					
Cash	\$ 3,212,578.29	\$ 572,665.74	\$	\$ 694,834.00	\$ 4,480,078.03
Cash with Fiscal Agent	22,316.98		1,364,845.38	418,635.73	1,805,798.09
Investments	500,000.00				500,000.00
Ad Valorem Property Taxes Receivable	1,568,533.89				1,568,533.89
Receivables (Note 4)	442,459.67	734,468.66			1,176,928.33
Due from Other Funds	25,000.00			145,611.00	170,611.00
Inventories		133,998.57			133,998.57
Total Assets	5,770,888.83	1,441,132.97	1,364,845.38	1,259,080.73	9,835,947.91
Liabilities, Deferred Inflows of Resources and Fund Balances					
Liabilities					
Payables (Note 9)	240,441.25	43,394.80			283,836.05
Due to Other Funds	145,611.00	25,000.00			170,611.00
Unearned Revenues		31,385.58			31,385.58
Salaries and Benefits Payable	2,846,948.49	136,925.26			2,983,873.75
Total Liabilities	3,233,000.74	236,705.64			3,469,706.38
Deferred Inflows of Resources					
Unavailable Revenue - Property Taxes	1,568,533.89				1,568,533.89
Revenue Received in Advance - Motor Vehicle Taxes	106,195.71				106,195.71
Total Deferred Inflows of Resources	1,674,729.60				1,674,729.60
Fund Balances					
Nonspendable		133,998.57			133,998.57
Restricted for:					
Debt Service			1,364,845.38		1,364,845.38
Capital Projects				1,259,080.73	1,259,080.73
Other Purposes		240,142.47			240,142.47
Assigned to:					
Local Schools		825,785.47			825,785.47
Unassigned	863,158.49	4,500.82			867,659.31
Total Fund Balances	863,158.49	1,204,427.33	1,364,845.38	1,259,080.73	4,691,511.93
Total Liabilities, Deferred Inflows of Resources and Fund Balances	\$ 5,770,888.83	\$ 1,441,132.97	\$ 1,364,845.38	\$ 1,259,080.73	\$ 9,835,947.91

The accompanying Notes to the Financial Statements are an integral part of this statement.

***Reconciliation of the Balance Sheet of Governmental Funds to the
Statement of Net Position
September 30, 2019***

Total Fund Balances - Governmental Funds (Exhibit 3) \$ 4,691,511.93

Amounts reported for governmental activities in the Statement of Net Position are different because:

Capital assets used in governmental activities are not financial resources and therefore are not reported as assets in the governmental funds.

Cost of Capital Assets is	\$ 59,889,508.37	
Accumulated Depreciation is	<u>(16,189,020.07)</u>	
		43,700,488.30

Deferred outflows and inflows of resources related to the pension plan are applicable to future periods and, therefore, are not reported in the governmental funds.	2,641,416.57
---	--------------

Deferred outflows and inflows of resources related to OPEB obligations are applicable to future periods and, therefore, are not reported in the governmental funds.	1,255,179.00
---	--------------

Long-term liabilities, including bonds/warrants payable and pension/OPEB obligations, are not due and payable in the current period and, therefore, are not reported as liabilities in the governmental funds.

Current Portion of Long-Term Debt	\$ 1,378,066.53	
Noncurrent Portion of Long-Term Debt	<u>73,365,416.79</u>	
		(74,743,483.32)

Interest on long-term debt is not accrued in the governmental funds but rather is recognized as an expenditure when due.

Accrued Interest Payable	\$ 207,407.89	
		<u>(207,407.89)</u>

Total Net Position - Governmental Activities (Exhibit 1)	<u><u>\$ (22,662,295.41)</u></u>
--	----------------------------------

The accompanying Notes to the Financial Statements are an integral part of this statement.

Statement of Revenues, Expenditures and Changes in Fund Balances
Governmental Funds
For the Year Ended September 30, 2019

	General Fund	Special Revenue Fund	Debt Service Fund	Capital Projects Fund	Total Governmental Funds
Revenues					
State	\$ 25,741,508.78	\$	\$	\$ 1,332,985.00	\$ 27,074,493.78
Federal	234,244.91	5,180,008.29			5,414,253.20
Local	5,310,211.77	2,856,582.72	32,751.37	145,611.00	8,345,156.86
Other	198,823.52	57,233.99			256,057.51
Total Revenues	31,484,788.98	8,093,825.00	32,751.37	1,478,596.00	41,089,961.35
Expenditures					
Current:					
Instruction	18,785,772.22	2,743,207.03			21,528,979.25
Instructional Support	4,201,184.44	343,071.53			4,544,255.97
Operation and Maintenance	2,594,783.77	473,358.65		217,447.00	3,285,589.42
Auxiliary Services:					
Student Transportation	2,161,497.12	58,875.16			2,220,372.28
Food Service		3,570,413.82			3,570,413.82
General Administration and Central Support	1,256,989.41	187,751.99			1,444,741.40
Other	818,074.80	1,247,939.25			2,066,014.05
Capital Outlay	979,616.41	98,256.10		2,382,967.56	3,460,840.07
Debt Service:					
Principal Retirement	38,606.87		640,000.00	886,973.69	1,565,580.56
Interest and Fiscal Charges	97,598.13		172,008.76	225,072.56	494,679.45
Total Expenditures	30,934,123.17	8,722,873.53	812,008.76	3,712,460.81	44,181,466.27
Excess (Deficiency) of Revenues Over Expenditures	550,665.81	(629,048.53)	(779,257.39)	(2,233,864.81)	(3,091,504.92)
Other Financing Sources (Uses)					
Indirect Cost	168,033.72				168,033.72
Transfers In	82,701.53	946,902.70	806,636.23		1,836,240.46
Other Financing Sources	119,230.15	3,917.62			123,147.77
Sale of Capital Assets	1,200.00				1,200.00
Transfers Out	(946,902.70)	(82,701.53)		(806,636.23)	(1,836,240.46)
Total Other Financing Sources (Uses)	(575,737.30)	868,118.79	806,636.23	(806,636.23)	292,381.49
Net Changes in Fund Balances	(25,071.49)	239,070.26	27,378.84	(3,040,501.04)	(2,799,123.43)
Fund Balances - Beginning of Year	888,229.98	965,357.07	1,337,466.54	4,299,581.77	7,490,635.36
Fund Balances - End of Year	\$ 863,158.49	\$ 1,204,427.33	\$ 1,364,845.38	\$ 1,259,080.73	\$ 4,691,511.93

The accompanying Notes to the Financial Statements are an integral part of this statement.

This Page Intentionally Blank

***Reconciliation of the Statement of Revenues, Expenditures and Changes
in Fund Balances of Governmental Funds to the Statement of Activities
For the Year Ended September 30, 2019***

Net Changes in Fund Balances - Total Governmental Funds (Exhibit 5) \$ (2,799,123.43)

Amounts reported for governmental activities in the Statement of Activities
are different because:

Capital outlays to purchase or build capital assets are reported in the governmental funds as expenditures. However, in the Statement of Activities, the cost of those assets is allocated over their estimated useful lives as depreciation expense. This is the amount by which capital outlay exceeds depreciation expense in the period.

Capital Outlays	\$ 3,460,840.07	
Depreciation Expense	<u>(1,513,503.11)</u>	1,947,336.96

Repayment of debt principal is an expenditure in the governmental funds, but it reduces long-term liabilities in the Statement of Net Position and does not affect the Statement of Activities. 1,565,580.56

Some expenses reported in the Statement of Activities do not require the use of current financial resources and, therefore, are not reported as expenditures in governmental funds.

Accrued Interest Payable, Current Year (Increase)/Decrease	\$ 20,103.23	
Pension Expense, Current Year (Increase)/Decrease	(211,077.92)	
OPEB Expense, Current Year (Increase)/Decrease	<u>(1,030,903.00)</u>	<u>(1,221,877.69)</u>

Change in Net Position of Governmental Activities (Exhibit 2) \$ (508,083.60)

The accompanying Notes to the Financial Statements are an integral part of this statement.

Notes to the Financial Statements

For the Year Ended September 30, 2019

Note 1 – Summary of Significant Accounting Policies

The financial statements of the Franklin County Board of Education (the “Board”) have been prepared in conformity with generally accepted accounting principles (GAAP) as applied to governmental units. The Governmental Accounting Standards Board (GASB) is the accepted standard-setting body for establishing governmental accounting and financial reporting principles. The more significant of the government’s accounting policies are described below.

A. Reporting Entity

The Board is governed by a separately elected board composed of five members elected by the qualified electors of the County. The Board is responsible for the general administration and supervision of the public schools for the educational interests of the County (with the exception of cities having a city board of education).

Generally accepted accounting principles (GAAP) require that the financial reporting entity consist of the primary government and its component units. Accordingly, the accompanying financial statements present the Board (a primary government).

Component units are legally separate organizations for which the elected officials of the primary government are financially accountable and other organizations for which the nature and significance of their relationship with the primary government are such that exclusion would cause the reporting entity’s financial statements to be misleading or incomplete. Based on the application of these criteria, there are no component units which should be included as part of the financial reporting entity of the Board.

B. Government-Wide and Fund Financial Statements

Government-Wide Financial Statements

The Statement of Net Position and the Statement of Activities display information about the Board. These statements include the financial activities of the overall government. Eliminations have been made to minimize the double counting of internal activities. Governmental activities generally are financed through taxes, intergovernmental revenues, and other nonexchange transactions.

Notes to the Financial Statements

For the Year Ended September 30, 2019

The Statement of Activities presents a comparison between direct expenses and program revenues for each function of the Board's governmental activities. Direct expenses are those that are specifically associated with a program or function and, therefore, are clearly identifiable to a particular function. The Board does not allocate indirect expenses to the various functions. Program revenues include (a) charges to customers or applicants who purchase, use or directly benefit from goods, services, or privileges provided by a given function or program and (b) grants and contributions that are restricted to meeting the operational or capital requirements of a particular program. Revenues that are not classified as program revenues, including all taxes, are presented as general revenues.

Fund Financial Statements

The fund financial statements provide information about the Board's funds. The emphasis of fund financial statements is on major governmental funds, each displayed in a separate column.

The Board reports the following major governmental funds:

- ◆ **General Fund** – The General Fund is the primary operating fund of the Board. It is used to account for all financial resources except those required to be accounted for in another fund. The Board primarily receives revenues from the Education Trust Fund (ETF) and local taxes. Amounts appropriated from the ETF were allocated to the school board on a formula basis.
- ◆ **Special Revenue Fund** – This fund is used to account for and report the proceeds of specific revenue sources that are restricted or committed to expenditure for specified purposes other than debt service or capital projects. Various federal and local funding sources are included in this fund. Some of the significant federal funding sources include the federal funds that are received for Special Education, Title I, Twenty-First Century Community Learning Centers and the Child Nutrition Program in addition to various smaller grants, which are required to be spent for the purposes of the applicable federal grants. Also included in the fund are public and non-public funds received by the local schools which are generally not considered restricted or committed.
- ◆ **Debt Service Fund** – This fund is used to account for and report financial resources that are restricted, committed, or assigned to expenditure for principal and interest and the accumulation of resources for principal and interest payments maturing in future years.
- ◆ **Capital Projects Fund** – This fund is used to account for and report financial resources that are restricted, committed, or assigned to expenditure for capital outlay, including the acquisition or construction of capital facilities or other capital assets. Also included in this fund are Alabama Department of Education appropriations which are restricted to use.

Notes to the Financial Statements
For the Year Ended September 30, 2019

C. Measurement Focus, Basis of Accounting and Financial Statement Presentation

The government-wide financial statements are reported using the economic resources measurement focus and the accrual basis of accounting. Revenues are recorded when earned and expenses are recorded at the time liabilities are incurred, regardless of the timing of related cash flows. Nonexchange transactions, in which the Board gives (or receives) value without directly receiving (or giving) equal value in exchange, include property taxes, grants, entitlements, and donations. On an accrual basis, revenue from grants, entitlements, and donations is recognized in the fiscal year in which all eligibility requirements have been satisfied. Revenue from property taxes is recognized in the fiscal year for which the taxes are levied.

As a general rule, the effect of interfund activity has been eliminated from the government-wide financial statements.

Governmental fund financial statements are reported using the current financial resources measurement focus and the modified accrual basis of accounting. Revenues are recognized as soon as they are both measurable and available. Revenues are considered to be available when they are collectible within the current period or soon enough thereafter to pay liabilities of the current period. For this purpose, the Board considers revenues to be available if they are collected within sixty (60) days of the end of the current fiscal year. Expenditures are recorded when the related fund liability is incurred, except for principal and interest on general long-term debt and claims and judgments which are recognized as expenditures to the extent they have matured. General capital asset acquisitions are reported as expenditures in governmental funds. General long-term debt issued and acquisitions under capital leases are reported as other financing sources.

Under the terms of grant agreements, the Board funds certain programs by a combination of specific cost-reimbursement grants, categorical block grants, and general revenues. Thus, when program expenses are incurred, there is both restricted and unrestricted net position available to finance the program. It is the Board's policy to first apply cost-reimbursement grant resources to such programs, followed by categorical block grants and then by general revenues.

D. Assets, Deferred Outflows of Resources, Liabilities, Deferred Inflows of Resources and Net Position/Fund Balances

1. Deposits and Investments

Cash includes cash on hand and demand deposits.

Statutes authorize the Board to invest in obligations of the U. S. Treasury, obligations of any state of the United States, general obligations of any Alabama county or city board of education secured by the pledged of the three-mill school tax and certificates of deposit.

Notes to the Financial Statements
For the Year Ended September 30, 2019

Investments are reported at fair value, based on quoted market prices, except for money market investments and repurchase agreements, which are reported at amortized cost. The Board reports all money market investments – U. S. Treasury bills and bankers’ acceptances having a remaining maturity at time of purchase of one year or less – at amortized cost.

2. Receivables

Sales tax receivables are based on the amounts collected within 60 days after year-end.

Millage rates for property taxes are levied at the first regular meeting of the County Commission in February of the initial year of the levy. Property is assessed for taxation as of October 1 of the preceding year based on the millage rates established by the County Commission. Property taxes are due and payable the following October 1 and are delinquent after December 31. Amounts receivable, net of estimated refunds and estimated uncollectible amounts, are recorded for the property taxes levied in the current year. However, since the amounts are not available to fund current year operations, the revenue is deferred and recognized in the subsequent fiscal year when the taxes are both due and collectible and available to fund operations.

Receivables due from other governments include amounts due from grantors for grants issued for specific programs and taxes from local governments.

3. Inventories

Inventories are valued at cost, which approximates market, using the first-in/first-out (FIFO) method. Inventories of governmental funds are recorded as expenditures when consumed rather than when purchased.

4. Restricted Assets

Certain funds received from the State Department of Education for capital projects and improvements, as well as certain resources set aside for the repayment of debt, included in cash and cash with fiscal agent on the balance sheet are considered restricted assets because they are maintained separately and their use is limited. The Capital Projects Fund is used to report proceeds that are restricted for use in various construction projects and the purchase of school buses. The Debt Service Fund is used to report resources set aside to pay the principal and interest on debt as it becomes due.

Notes to the Financial Statements
For the Year Ended September 30, 2019

5. Capital Assets

Capital assets, which include property and equipment, are reported in the government-wide financial statements. Such assets are valued at cost where historical records are available and at an estimated historical cost where no historical records exist. Donated fixed assets are valued at their estimated fair market value on the date received. Additions, improvements and other capital outlays that significantly extend the useful life of an asset are capitalized. Other costs incurred for repairs and maintenance are expensed as incurred. Major outlays of capital assets and improvements are capitalized as projects are constructed.

Depreciation on all assets is provided on the straight-line basis over the assets estimated useful life. Capitalization thresholds (the dollar values above which asset acquisitions are added to the capital asset accounts) and estimated useful lives of capital assets reported in the government-wide statements are as follows:

	Capitalization Threshold	Estimated Useful Life
Land Improvements	\$50,000	20 years
Buildings	\$50,000	25 – 50 years
Building Improvements	\$50,000	5 – 30 years
Equipment and Furniture	\$ 5,000	5 – 20 years
Vehicles	\$ 5,000	8 – 15 years
Vehicles Under Capital Lease	\$ 5,000	10 years
Equipment Under Capital Lease	\$ 5,000	5 – 20 years

6. Deferred Outflows of Resources

Deferred outflows of resources are reported in the Statement of Net Position. Deferred outflows of resources are defined as a consumption of net position by the government that is applicable to a future reporting period. Deferred outflows of resources increase net position, similar to assets.

7. Long-Term Obligations

In the government-wide financial statements, long-term debt and other long-term obligations are reported as liabilities in the governmental activities Statement of Net Position. Bond/Warrant premiums and discounts are deferred and amortized over the life of the debt. Bond/Warrant issuance costs are reported as an expense in the period incurred.

Notes to the Financial Statements

For the Year Ended September 30, 2019

In the fund financial statements, governmental fund types recognize premiums, as well as issuance costs, during the current period. The face amount of debt issued is reported as other financing sources. Premiums received on debt issuances are reported as other financing sources. Issuance costs, whether or not withheld from the actual debt proceeds received, are reported as expenditures.

8. Deferred Inflows of Resources

Deferred inflows of resources are reported in the government-wide and fund financial statements. Deferred inflows of resources are defined as an acquisition of net position/fund balances by the government that is applicable to a future reporting period. Deferred inflows of resources decrease net position/fund balances, similar to liabilities.

9. Net Position/Fund Balances

Net position is reported on the government-wide financial statements and is required to be classified for accounting and reporting purposes into the following net position categories:

- ◆ **Net Investment in Capital Assets** – Capital assets net of accumulated depreciation and outstanding principal balances of debt attributable to the acquisition, construction or improvement of those assets plus or minus any deferred outflows of resources and deferred inflows of resources that are attributable to those assets or related debt. Any significant unspent related debt proceeds and any deferred outflows or inflows at year-end related to capital assets are not included in this calculation.
- ◆ **Restricted** – Constraints imposed on net position by external creditors, grantors, contributors, laws or regulations of other governments, or law through constitutional provision or enabling legislation.
- ◆ **Unrestricted** – Is the net amount of assets, deferred outflows of resources, liabilities, and deferred inflows of resources that are not included in the determination of net investment in capital assets or the restricted portion of net position. Assignments and commitments of unrestricted net position should not be reported on the face of the Statement of Net Position.

Fund balance is reported in governmental funds in the fund financial statements under the following five categories:

- A. Nonspendable fund balances include amounts that cannot be spent because they are either (a) not in spendable form or (b) legally or contractually required to be maintained intact. Examples of nonspendable fund balance reserves for which fund balance shall not be available for financing general operating expenditures include: inventories, prepaid items, and long-term receivables.

Notes to the Financial Statements
For the Year Ended September 30, 2019

- B. Restricted fund balances consist of amounts that are subject to externally enforceable legal restrictions imposed by creditors, grantors, contributors, or laws and regulations of other governments; or through constitutional provisions or enabling legislation.
- C. Committed fund balances consist of amounts that are subject to a purpose constraint imposed by formal action of the Board, which is the highest level of decision-making authority, before the end of the fiscal year and that require the same level of formal action to remove or modify the constraint.
- D. Assigned fund balances consist of amounts that are intended to be used by the Board for specific purposes. The Board authorizes the Superintendent or Chief School Financial Officer to make a determination of the assigned amounts of fund balance. Such assignments may not exceed the available (spendable, unrestricted, uncommitted) fund balance in any particular fund. Assigned fund balances require the same level of authority to remove the constraint.
- E. Unassigned fund balances include all spendable amounts not contained in the other classifications. This portion of the total fund balance in the General Fund is available to finance operating expenditures.

When an expenditure is incurred for purposes for which both restricted and unrestricted (committed, assigned, or unassigned) amounts are available, it shall be the policy of the Board to consider restricted amounts to have been reduced first. When an expenditure is incurred for the purposes for which amounts in any of the unrestricted fund balance classifications could be used, it shall be the policy of the Board that committed amounts would be reduced first, followed by assigned amounts and then unassigned amounts.

E. Pensions

For purposes of measuring the net pension liability, deferred outflows of resources and deferred inflows of resources related to pensions, and pension expense, the Teachers' Retirement System of Alabama (the "Plan") financial statements are prepared using the economic resources measurement focus and accrual basis of accounting. Contributions are recognized as revenues when earned, pursuant to Plan requirements. Benefits and refunds are recognized as revenues when due and payable in accordance with the terms of the Plan. Expenses are recognized when the corresponding liability is incurred, regardless of when the payment is made. Investments are reported at fair value. Financial statements are prepared in accordance with requirements of the Governmental Accounting Standards Board (GASB). Under these requirements, the Plan is considered a component unit of the State of Alabama and is included in the State's Comprehensive Annual Financial Report.

Notes to the Financial Statements
For the Year Ended September 30, 2019

F. Other Postemployment Benefits (OPEB)

The Alabama Retired Education Employees' Health Care Trust (the "Trust") financial statements are prepared using the economic resources measurement focus and accrual basis of accounting. This includes, for purposes of measuring the net OPEB liability, deferred outflows of resources and deferred inflows of resources related to OPEB, and OPEB expense, information about the fiduciary net position of the Trust and additions to/deductions from the Trust's fiduciary net position. Plan member contributions are recognized in the period in which the contributions are due. Employer contributions are recognized when due, pursuant to plan requirements. Benefits are recognized when due and payable in accordance with the terms of the Plan. Subsequent events were evaluated by management through the date the financial statements were issued.

Note 2 – Stewardship, Compliance, and Accountability

Budgets

Budgets are adopted on a basis of accounting consistent with accounting principles generally accepted in the United States of America (GAAP) for the General Fund with the exception of salaries and benefits, which are budgeted only to the extent expected to be paid rather than on the modified accrual basis of accounting. Also, ad valorem taxes are budgeted only to the extent expected to be received rather than on the modified accrual basis of accounting. The Special Revenue Fund budgets on a basis of accounting consistent with GAAP with the exception of salaries and benefits, which are budgeted only to the extent expected to be paid rather than on the modified accrual basis of accounting. All other governmental funds adopt budgets on the modified accrual basis of accounting. The Capital Projects Fund adopts project-length budgets. All appropriations lapse at fiscal year-end.

On or before October 1 of each year, each county board of education shall prepare and submit to the State Superintendent of Education the annual budget to be adopted by the County Board of Education. The Superintendent or County Board of Education shall not approve any budget for operations of the school for any fiscal year which shall show expenditures in excess of income estimated to be available plus any balances on hand.

Notes to the Financial Statements
For the Year Ended September 30, 2019

Note 3 – Deposits and Investments

A. Deposits

The custodial credit risk for deposits is the risk that, in the event of a bank failure, the Board will not be able to cover deposits or will not be able to recover collateral securities that are in the possession of an outside party. The Board’s deposits at year-end were entirely covered by federal depository insurance or by the Security for Alabama Funds Enhancement Program (SAFE Program). The SAFE Program was established by the Alabama Legislature and is governed by the provisions contained in the *Code of Alabama 1975*, Sections 41-14A-1 through 41-14A-14. Under the SAFE Program all public funds are protected through a collateral pool administered by the Alabama State Treasurer’s Office. Under this program, financial institutions holding deposits of public funds must pledge securities as collateral against those deposits. In the event of failure of a financial institution, securities pledged by that financial institution would be liquidated by the State Treasurer to replace the public deposits not covered by the Federal Deposit Insurance Corporation (FDIC). If the securities pledged fail to produce adequate funds, every institution participating in the pool would share the liability for the remaining balance.

B. Investments with Fiscal Agent

Statutes authorize the Board to invest in obligations of the U. S. Treasury, obligations of any state of the United States, general obligations of any Alabama county or city board of education secured by pledge of the three-mill school tax and other obligations as outlined in the *Code of Alabama 1975*, Section 19-3-120 and Section 19-3-120.1.

As of September 30, 2019, the Board had cash with fiscal agent totaling \$1,805,798.09. The Board’s cash with fiscal agent was invested as follows:

Investment Type	Maturity	Amortized Cost
Fidelity Money Market Funds - Treasury Only	Average 43 Days	<u>\$408,350.66</u>

Cash with fiscal agent also included \$1,397,447.43 held on the Board’s behalf by the State of Alabama for QZAB and PSCA projects.

Interest Rate Risk – Interest rate risk is the risk that changes in interest rates will adversely affect the fair value of an investment. The Board does not have a formal investment policy that limits investment maturities as a means of managing its exposure to fair value losses arising from increased interest rates.

Notes to the Financial Statements

For the Year Ended September 30, 2019

Credit Risk – Credit risk is the risk that an issuer or other counterparty to an investment will not fulfill its obligation. GASB Statement Number 40 requires that governments provide information about the credit risk associated with their investments by disclosing the credit quality ratings of investment in debt securities as described by nationally recognized statistical rating organizations such as Standard & Poor’s, Moody’s Investors Service, and Fitch Ratings, rating agencies, as of the date of the financial statements. The Board does not have a formal investment policy that limits the amount of exposure to credit risk. The Board has Fidelity Money Market Funds that have been rated AAAM by Standard and Poor’s.

Custodial Credit Risk – For an investment, this is the risk that, in the event of the failure of the counterparty, the government will not be able to cover the value of its investments or collateral securities that are in the possession of an outside party. The Board does not have a formal investment policy that limits the amount of securities that can be held by counterparties.

Concentrations of Credit Risk – Concentrations of credit risk is the risk of loss attributed to the magnitude of a government’s investment in a single issuer. The Board does not have a formal investment policy that limits the investment in a single user.

Note 4 – Receivables

On September 30, 2019, receivables for the Board’s individual major funds are as follows:

	General Fund	Special Revenue Fund	Total Governmental Funds
<u>Receivables:</u>			
Taxes	\$223,947.40	\$	\$ 223,947.40
Intergovernmental	218,512.27	731,224.28	949,736.55
Other		3,244.38	3,244.38
Total Receivables	<u>\$442,459.67</u>	<u>\$734,468.66</u>	<u>\$1,176,928.33</u>

Notes to the Financial Statements
For the Year Ended September 30, 2019

Note 5 – Capital Assets

Capital asset activity for the year ended September 30, 2019, was as follows:

	Balance 10/01/2018	Additions	Retirements	Balance 09/30/2019
Governmental Activities:				
Capital Assets, Not Being Depreciated:				
Land and Land Improvements	\$ 1,610,197.55	\$ 242,914.47	\$	\$ 1,853,112.02
Construction in Progress	1,819,316.18	2,762,771.70		4,582,087.88
Total Capital Assets, Not Being Depreciated	3,429,513.73	3,005,686.17		6,435,199.90
Capital Assets, Being Depreciated:				
Land Improvements	274,625.08			274,625.08
Buildings and Building Improvements	43,958,184.60	143,101.00		44,101,285.60
Equipment and Furniture	3,013,967.82	284,552.90		3,298,520.72
Vehicles	5,777,795.07	27,500.00	25,418.00	5,779,877.07
Total Capital Assets, Being Depreciated	53,024,572.57	455,153.90	25,418.00	53,454,308.47
Less Accumulated Depreciation for:				
Land Improvements	(146,702.94)	(13,731.25)		(160,434.19)
Buildings and Building Improvements	(10,522,267.75)	(888,601.70)		(11,410,869.45)
Equipment and Furniture	(2,326,751.29)	(155,964.65)		(2,482,715.94)
Vehicles	(1,705,212.98)	(455,205.51)	(25,418.00)	(2,135,000.49)
Total Accumulated Depreciation	(14,700,934.96)	(1,513,503.11)	(25,418.00)	(16,189,020.07)
Total Capital Assets, Being Depreciated, Net	38,323,637.61	(1,058,349.21)		37,265,288.40
Governmental Activities Capital Assets, Net	\$ 41,753,151.34	\$ 1,947,336.96	\$	\$ 43,700,488.30

Depreciation expense was charged to functions/programs of the primary government as follows:

	Current Year Depreciation Expense
Governmental Activities:	
Instruction	\$ 838,343.05
Instructional Support	29,675.74
Operation and Maintenance	39,740.87
Auxiliary Services:	
Food Service	100,440.60
Student Transportation	469,423.58
General Administration and Central Support	32,889.99
Other	2,989.28
Total Depreciation Expense – Governmental Activities	\$1,513,503.11

Notes to the Financial Statements

For the Year Ended September 30, 2019

Note 6 – Defined Benefit Pension Plan

A. Plan Description

The Teachers' Retirement System of Alabama (TRS), a cost-sharing multiple-employer public employee retirement plan (the "Plan"), was established as of September 15, 1939, under the provisions of Act Number 419, Acts of Alabama 1939 for the purpose of providing retirement allowances and other specified benefits for qualified persons employed by State-supported educational institutions. The responsibility for the general administration and operation of the TRS is vested in its Board of Control. The TRS Board of Control consists of 15 trustees. The Plan is administered by the Retirement Systems of Alabama (RSA). The *Code of Alabama 1975*, Section 16-25-2, grants the authority to establish and amend the benefit terms to the TRS Board of Control. The Plan issues a publicly available financial report that can be obtained at www.rsa-al.gov.

B. Benefits Provided

State law establishes retirement benefits as well as death and disability benefits and any ad hoc increase in postretirement benefits for the TRS. Benefits for TRS members vest after 10 years of creditable service. TRS members are eligible for retirement after age 60 with 10 years or more of creditable service or with 25 years of service (regardless of age) and are entitled to an annual retirement benefit, payable monthly for life. Service and disability retirement benefits are based on a guaranteed minimum or a formula method, with the member receiving payment under the method that yields the highest monthly benefit. Under the formula method, members of the TRS are allowed 2.0125% of their average final compensation (highest 3 of the last 10 years) for each year of service.

Act Number 2012-377, Acts of Alabama, established a new tier of benefits (Tier 2) for members hired on or after January 1, 2013. Tier 2 TRS members are eligible for retirement after age 62 with 10 years or more of creditable service and are entitled to an annual retirement benefit, payable monthly for life. Service and disability retirement benefits are based on a guaranteed minimum or a formula method, with the member receiving payment under the method that yields the highest monthly benefit. Under the formula method, Tier 2 members of the TRS are allowed 1.65% of their average final compensation (highest 5 of the last 10 years) for each year of service. Members are eligible for disability retirement if they have 10 years of creditable service, are currently in-service, and determined by the RSA Medical Board to be permanently incapacitated from further performance of duty. Preretirement death benefits are calculated and paid to the beneficiary based on the member's age, service credit, employment status and eligibility for retirement.

Notes to the Financial Statements
For the Year Ended September 30, 2019

C. Contributions

Tier 1 covered members of the TRS contributed 5% of earnable compensation to the TRS as required by statute until September 30, 2011. From October 1, 2011 to September 30, 2012, covered members of the TRS were required by statute to contribute 7.25% of earnable compensation. Effective October 1, 2012, covered members of the TRS are required by statute to contribute 7.50% of earnable compensation. Certified law enforcement, correctional officers, and firefighters of the TRS contributed 6% of earnable compensation as required by statute until September 30, 2011. From October 1, 2011 to September 30, 2012, certified law enforcement, correctional officers, and firefighters of the TRS were required by statute to contribute 8.25% of earnable compensation. Effective October 1, 2012, certified law enforcement, correctional officers, and firefighters of the TRS are required by statute to contribute 8.50% of earnable compensation.

Tier 2 covered members of the TRS contribute 6% of earnable compensation to the TRS as required by statute. Tier 2 certified law enforcement, correctional officers, and firefighters of the TRS are required by statute to contribute 7% of earnable compensation.

Participating employers' contractually required contribution rate for the year ended September 30, 2019 was 12.41% of annual pay for Tier 1 members and 11.35% of annual pay for Tier 2 members. These required contribution rates are a percent of annual payroll, actuarially determined as an amount that, when combined with member contributions, is expected to finance the costs of benefits earned by members during the year, with an additional amount to finance any unfunded accrued liability. Total employer contributions to the pension plan from the Board were \$2,471,416.57 for the year ended September 30, 2019.

D. Pension Liabilities, Pension Expense, and Deferred Outflows of Resources and Deferred Inflows of Resources Related to Pensions

At September 30, 2019, the Board reported a liability of \$28,318,000 for its proportionate share of the collective net pension liability. The collective net pension liability was measured as of September 30, 2018, and the total pension liability used to calculate the net pension liability was determined by an actuarial valuation as of September 30, 2017. The Board's proportion of the collective net pension liability was based on the employers' shares of contributions to the pension plan relative to the total employer contributions of all participating TRS employers. At September 30, 2018, the Board's proportion was 0.284816%, which was an increase of 0.000068% from its proportion measured as of September 30, 2017.

Notes to the Financial Statements
For the Year Ended September 30, 2019

For the year ended September 30, 2019, the Board recognized pension expense of \$2,683,000. At September 30, 2019, the Board reported deferred outflows of resources and deferred inflows of resources related to pensions from the following sources:

	Deferred Outflows of Resources	Deferred Inflows of Resources
Differences between expected and actual experience	\$ 611,000.00	\$ 863,000.00
Changes of Assumptions	1,574,000.00	
Net difference between projected and actual earnings on pension plan investments		2,138,000.00
Changes in proportion and differences between employer contributions and proportionate share of contributions	986,000.00	
Employer contributions subsequent to the measurement date	2,471,416.57	
Total	\$5,642,416.57	\$3,001,000.00

The \$2,471,416.57 reported as deferred outflows of resources related to pensions resulting from Board contributions subsequent to the measurement date will be recognized as a reduction of the net pension liability in the year ended September 30, 2020. Other amounts reported as deferred outflows of resources and deferred inflows of resources related to pensions will be recognized in pension expense as follows:

Year Ending:	
September 30, 2020	\$ 642,000.00
2021	\$(269,000.00)
2022	\$(290,000.00)
2023	\$ 38,000.00
2024	\$ 49,000.00
Thereafter	\$ 0.00

E. Actuarial Assumptions

The total pension liability was determined by an actuarial valuation as of September 30, 2017, using the following actuarial assumptions, applied to all periods included in the measurement:

Inflation	2.75%
Investment Rate of Return (*)	7.75%
Projected Salary Increases	3.25%-5.00%
(*) Net of pension plan investment expense	

Notes to the Financial Statements

For the Year Ended September 30, 2019

The actuarial assumptions used in the September 30, 2017 valuation were based on the results of an actuarial experience study for the period October 1, 2010 through September 30, 2015.

Mortality rates were based on the sex distinct RP-2000 White Collar Mortality Table projected to 2020 using Scale BB and adjusted 115% for males and 112% for females age 78 and older. The rates of disabled mortality were based on the sex distinct RP-2000 Disabled Mortality Table projected to 2020 using Scale BB and adjusted 105% for males and 120% for females.

The long-term expected rate of return on pension plan investments was determined using a log-normal distribution analysis in which best-estimate ranges of expected future real rates of return (expected returns, net of pension plan investment expense and inflation) are developed for each major asset class. These ranges are combined to produce the long-term expected rate of return by weighting the expected future real rates of return by the target asset allocation percentage and by adding expected inflation. The target asset allocation and best estimates of geometric real rates of return for each major asset class are as follows:

	Target Allocation	Long-Term Expected Rate of Return (*)
Fixed Income	17.00%	4.40%
U. S. Large Stocks	32.00%	8.00%
U. S. Mid Stocks	9.00%	10.00%
U. S. Small Stocks	4.00%	11.00%
International Developed Market Stocks	12.00%	9.50%
International Emerging Market Stocks	3.00%	11.00%
Alternatives	10.00%	10.1%
Real Estate	10.00%	7.50%
Cash	3.00%	1.50%
Total	100.00%	

(*) Includes assumed rate of inflation of 2.50%.

F. Discount Rate

The discount rate used to measure the total pension liability was 7.70%. The projection of cash flows used to determine the discount rate assumed that plan member contributions will be made at the current contribution rate and that the employer contributions will be made at rates equal to the difference between actuarially determined contribution rates and the member rate. Based on those assumptions, components of the pension plan's fiduciary net position were projected to be available to make all projected future benefit payments of current plan members. Therefore, the long-term expected rate of return on pension plan investments was applied to all periods of projected benefit payments to determine the total pension liability.

Notes to the Financial Statements
For the Year Ended September 30, 2019

G. Sensitivity of the Board’s Proportionate Share of the Collective Net Pension Liability to Changes in the Discount Rate

The following table presents the Board’s proportionate share of the collective net pension liability calculated using the discount rate of 7.70%, as well as what the Board’s proportionate share of the collective net pension liability would be if it were calculated using a discount rate that is 1-percentage point lower (6.70%) or 1-percentage-point higher (8.70%) than the current rate:

	1% Decrease (6.70%)	Current Rate (7.70%)	1% Increase (8.70%)
Board’s Proportionate Share of Collective Net Pension Liability	\$39,419	\$28,318	\$18,928
(Dollar amounts in thousands)			

H. Pension Plan Fiduciary Net Position

Detailed information about the pension plan’s fiduciary net position is available in the separately issued RSA Comprehensive Annual Report for the fiscal year ended September 30, 2018. The supporting actuarial information is included in the GASB Statement Number 67 Report for the TRS prepared as of September 30, 2018. The auditor’s report dated August 16, 2019, on the total pension liability, total deferred outflows of resources, total deferred inflows of resources, total pension expense for the sum of all participating entities as of September 30, 2018, along with supporting schedules is also available. The additional financial and actuarial information is available at www.rsa-al.gov.

Note 7 – Other Postemployment Benefits (OPEB)

A. Plan Description

The Alabama Retired Education Employees’ Health Care Trust (the “Trust”) is a cost-sharing multiple-employer defined benefit postemployment healthcare plan that administers healthcare benefits to the retirees of participating state and local educational institutions. The Trust was established under the Alabama Retiree Health Care Funding Act of 2007 which authorized and directed the Public Education Employees’ Health Insurance Board (PEEHIB) to create an irrevocable trust to fund postemployment healthcare benefits to retirees participating in the Public Education Employees’ Health Insurance Plan (PEEHIP). Active and retiree health insurance benefits are paid through the PEEHIP. In accordance with GASB, the Trust is considered a component unit of the State of Alabama (the “State”) and is included in the State’s Comprehensive Annual Financial Report.

Notes to the Financial Statements

For the Year Ended September 30, 2019

The PEEHIP was established in 1983 pursuant to the provisions of the *Code of Alabama 1975*, Section 16-25A-4, (Act Number 83-455, Acts of Alabama) to provide a uniform plan of health insurance for active and retired employees of state and local educational institutions which provide instruction at any combination of grades K-14 (collectively, eligible employees), and to provide a method for funding the benefits related to the plan. The four-year universities participate in the plan with respect to their retired employees and are eligible and may elect to participate in the plan with respect to their active employees. Responsibility for the establishment of the health insurance plan and its general administration and operations is vested in the PEEHIB. The PEEHIB is a corporate body for purposes of management of the health insurance plan. The *Code of Alabama 1975*, Section 16-25A-4, provides the PEEHIB with the authority to amend the benefit provisions in order to provide reasonable assurance of stability in future years for the plan. All assets of the PEEHIP are held in trust for the payment of health insurance benefits. The Teachers' Retirement System of Alabama (TRS) has been appointed as the administrator of the PEEHIP and, consequently, serves as the administrator of the Trust.

B. Benefits Provided

PEEHIP offers a basic hospital medical plan to active members and non-Medicare eligible retirees. Benefits include inpatient hospitalization for a maximum of 365 days without a dollar limit, inpatient rehabilitation, outpatient care, physician services, and prescription drugs.

Active employees and non-Medicare eligible retirees who do not have Medicare eligible dependents can enroll in a health maintenance organization (HMO) in lieu of the basic hospital medical plan. The HMO includes hospital medical benefits, dental benefits, vision benefits, and an extensive formulary. However, participants in the HMO are required to receive care from a participating physician in the HMO plan.

The PEEHIP offers four optional plans (Hospital Indemnity, Cancer, Dental, and Vision) that may be selected in addition to or in lieu of the basic hospital medical plan or HMO. The Hospital Indemnity Plan provides a per-day benefit for hospital confinement, maternity, intensive care, cancer, and convalescent care. The Cancer Plan covers cancer disease only and benefits are provided regardless of other insurance. Coverage includes a per-day benefit for each hospital confinement related to cancer. The Dental Plan covers diagnostic and preventative services, as well as basic and major dental services. Diagnostic and preventative services include oral examinations, teeth cleaning, x-rays, and emergency office visits. Basic and major services include fillings, general aesthetics, oral surgery not covered under a Group Medical Program, periodontics, endodontics, dentures, bridgework, and crowns. Dental services are subject to a maximum of \$1,250 per year for individual coverage and \$1,000 per person per year for family coverage. The Vision Plan covers annual eye examinations, eyeglasses, and contact lens prescriptions.

Notes to the Financial Statements

For the Year Ended September 30, 2019

PEEHIP members may opt to elect the PEEHIP Supplemental Plan as their hospital medical coverage in lieu of the PEEHIP Hospital Medical Plan. The PEEHIP Supplemental Plan provides secondary benefits to the member's primary plan provided by another employer. Only active and non-Medicare retiree members and dependents are eligible for the PEEHIP Supplemental Plan. There is no premium required for this plan, and the plan covers most out-of-pocket expenses not covered by the primary plan. The plan cannot be used as a supplement to Medicare, the PEEHIP Hospital Medical Plan, or the State or Local Governmental Plans administered by the State Employees' Insurance Board (SEIB).

Effective January 1, 2017, Medicare eligible members and Medicare eligible dependents who are covered on a retiree contract were enrolled in the United Healthcare Group Medicare Advantage plan for PEEHIP retirees. The Medicare Advantage plan is fully insured by United Healthcare and members are able to have all of their Medicare Part A, Part B, and Part D (prescription drug coverage) in one convenient plan. With the United Healthcare plan for PEEHIP, retirees can continue to see their same providers with no interruption and see any doctor who accepts Medicare on a national basis. Retirees have the same benefits in and out-of-network and there is no additional retiree cost share if a retiree uses an out-of-network provider and no balance billing from the provider.

C. Contributions

The *Code of Alabama 1975*, Section 16-25A-8 and the *Code of Alabama 1975*, Section 16-25A-8.1, provide the PEEHIB with the authority to set the contribution requirements for plan members and the authority to set the employer contribution requirements for each required class, respectively. Additionally, the PEEHIB is required to certify to the Governor and the Legislature, the amount, as a monthly premium per active employee, necessary to fund the coverage of active and retired member benefits for the following fiscal year. The Legislature then sets the premium rate in the annual appropriation bill.

For employees who retired after September 30, 2005, but before January 1, 2012, the employer contribution of the health insurance premium set forth by the PEEHIB for each retiree class is reduced by 2% for each year of service less than 25 and increased by 2% for each year of service over 25 subject to adjustment by the PEEHIB for changes in Medicare premium costs required to be paid by a retiree. In no case does the employer contribution of the health insurance premium exceed 100% of the total health insurance premium cost for the retiree.

Notes to the Financial Statements
For the Year Ended September 30, 2019

For employees who retired after December 31, 2011, the employer contribution to the health insurance premium set forth by the PEEHIB for each retiree class is reduced by 4% for each year of service less than 25 and increased by 2% for each year over 25, subject to adjustment by the PEEHIB for changes in Medicare premium costs required to be paid by a retiree. In no case does the employer contribution of the health insurance premium exceed 100% of the total health insurance premium cost for the retiree. For employees who retired after December 31, 2011, who are not covered by Medicare, regardless of years of service, the employer contribution to the health insurance premium set forth by the PEEHIB for each retiree class is reduced by a percentage equal to 1% multiplied by the difference between the Medicare entitlement age and the age of the employee at the time of retirement as determined by the PEEHIB. This reduction in the employer contribution ceases upon notification to the PEEHIB of the attainment of Medicare coverage.

D. OPEB Liabilities, OPEB Expense, and Deferred Outflows of Resources and Deferred Inflows of Resources Related to OPEB

At September 30, 2019, the Board reported a liability of \$30,884,083 for its proportionate share of the collective net OPEB liability. The collective net OPEB liability was measured as of September 30, 2018, and the total OPEB liability used to calculate the collective net OPEB liability was determined by an actuarial valuation as of September 30, 2017. The Board's proportion of the collective net OPEB liability was based on a projection of the Board's long-term share of contributions to the OPEB plan relative to the projected contributions of all participating employers, actuarially determined. At September 30, 2018, the Board's proportion was 0.375777%, which was an increase of 0.018057% from its proportion measured as of September 30, 2017.

For the year ended September 30, 2019, the Board recognized OPEB expense of \$2,165,967, with no special funding situations. At September 30, 2019, the Board reported deferred outflows of resources and deferred inflows of resources related to OPEB from the following sources:

	Deferred Outflows of Resources	Deferred Inflows of Resources
Differences between expected and actual experience	\$ 581,453.00	\$
Changes of assumptions		1,504,340.00
Net difference between projected and actual earnings on OPEB plan investments		165,477.00
Changes in proportion and differences between Employer contributions and proportionate share of contributions	1,248,035.00	49,042.00
Employer contributions subsequent to the measurement date	1,144,550.00	
Total	<u>\$2,974,038.00</u>	<u>\$1,718,859.00</u>

Notes to the Financial Statements
For the Year Ended September 30, 2019

The \$1,144,550.00 reported as deferred outflows of resources related to OPEB resulting from the Board's contributions subsequent to the measurement date will be recognized as a reduction of the net OPEB liability in the year ended September 30, 2020. Other amounts reported as deferred outflows of resources and deferred inflows of resources related to OPEB will be recognized in OPEB expense as follows:

Year Ending	
September 30, 2020	\$(102,095.00)
2021	\$(102,095.00)
2022	\$(102,095.00)
2023	\$ (64,945.00)
2024	\$ 384,148.00
Thereafter	\$ 97,711.00

E. Actuarial Assumptions

The total OPEB liability was determined by an actuarial valuation as of September 30, 2017, using the following actuarial assumptions, applied to all periods included in the measurement:

Inflation	2.75%
Projected Salary Increases (1)	3.25%-5.00%
Long-Term Investment Rate of Return (2)	7.25%
Municipal Bond Index Rate at the Measurement Date	4.18%
Municipal Bond Index Rate at the Prior Measurement Date	3.57%
Projected Year for Fiduciary Net Position (FNP) to be Depleted	2029
Single Equivalent Interest Rate at the Measurement Date	4.44%
Single Equivalent Interest Rate at the Prior Measurement Date	4.63%
Healthcare Cost Trend Rate:	
Pre-Medicare Eligible	7.00%
Medicare Eligible	5.00% beginning in 2019
Ultimate Trend Rate:	
Pre-Medicare Eligible	4.75% in 2026
Medicare Eligible	4.75% in 2024
(1) Includes 3.00% wage inflation.	
(2) Compounded annually, net of investment expense, and includes inflation.	

Notes to the Financial Statements

For the Year Ended September 30, 2019

Mortality rates for the period after service retirement are according to the RP-2000 White Collar Mortality Table projected to 2020 using scale BB and adjusted 115% for all ages for males and 112% for ages 78 and over for females. The rates of disabled mortality were based on the RP-2000 Disabled Mortality Table projected to 2020 using scale BB and adjusted 105% for males and 120% for females.

The decremental assumptions used in the valuation were selected based on the actuarial experience study prepared as of September 30, 2015, submitted to and adopted by the Teachers' Retirement System of Alabama Board on September 13, 2016.

The remaining actuarial assumptions (e.g., initial per capita costs, health care cost trends, rate of plan participation, rates of plan election, etc.) used in the September 30, 2017 valuation were based on a review of recent plan experience done concurrently with the September 30, 2017 valuation.

The long-term expected return on plan assets is to be reviewed as part of regular experience studies prepared every five years, in conjunction with similar analysis for the TRS. Several factors should be considered in evaluating the long-term rate of return assumption, including long-term historical data, estimates inherent in current market data, and a log-normal distribution analysis in which best-estimate ranges of expected future real rates of return (expected return, net of investment expense and inflation), as developed for each major asset class. These ranges should be combined to produce the long-term expected rate of return by weighting the expected future real rates of return by the target asset allocation percentage and then adding expected inflation. The assumption is intended to be a long-term assumption and is not expected to change absent a significant change in the asset allocation, a change in the inflation assumption, or a fundamental change in the market that alters expected returns in future years.

The long-term expected rate of return on the OPEB plan investments is determined based on the allocation of assets by asset class and by the mean and variance of real returns.

Notes to the Financial Statements
For the Year Ended September 30, 2019

The target asset allocation and best estimates of expected geometric real rates of return for each major asset class is summarized below:

Asset Class	Target Allocation	Long-Term Expected Real Rate of Return (*)
Fixed Income	30.00%	4.40%
U. S. Large Stocks	38.00%	8.00%
U. S. Mid Stocks	8.00%	10.00%
U. S. Small Stocks	4.00%	11.00%
International Development Market Stocks	15.00%	9.50%
Cash	5.00%	1.50%
Total	100.00%	

(*) Geometric mean, includes 2.5% inflation

F. Discount Rate

The discount rate, also known as the Single Equivalent Interest Rate (SEIR), as described by GASB Statement Number 74, used to measure the total OPEB liability at September 30, 2018 was 4.44%. The discount rate used to measure the total OPEB liability at the prior measurement date was 4.63%. Premiums paid to the PEEHIB for active employees shall include an amount to partially fund the cost of coverage for retired employees. The projection of cash flows used to determine the discount rate assumed that plan contributions will be made at the current contribution rates. Each year, the State specifies the monthly employer rate that participating school systems must contribute for each active employee. Approximately, 20.307% of the employer contributions were used to assist in funding retiree benefit payments in 2018 and it is assumed that the amount will increase by 2.75% per year and continue into the future. The discount rate determination will use a municipal bond rate to the extent the trust is projected to run out of money before all benefits are paid. The rate used for this purpose is the monthly average of the Bond Buyers General Obligation 20-year Municipal Bond Index Rate. Therefore, the projected future benefit payments for all current plan members were projected through 2029. The long-term rate of return is used until the assets are expected to be depleted in 2029, after which the municipal bond rate is used.

Notes to the Financial Statements
For the Year Ended September 30, 2019

G. Sensitivity of the Board's Proportionate Share of the Collective Net OPEB Liability to Changes in the Healthcare Cost Trend Rates and in the Discount Rates

The following table presents the Board's proportionate share of the collective net OPEB liability of the Trust calculated using the current healthcare trend rate, as well as what the collective net OPEB liability would be if calculated using one percentage point lower or one percentage point higher than the current rate:

	1% Decrease (6.00% Decreasing to 3.75% for Pre-Medicare and 4.00% Decreasing to 3.75% for Medicare Eligible)	Current Healthcare Trend Rate (7.00% Decreasing to 5.00% Decreasing to 4.75% for Medicare Eligible)	1% Increase (8.00% Decreasing to 5.75% for Pre-Medicare and 6.00% Decreasing to 5.75% for Medicare Eligible)
Board's Proportionate Share of the Collective Net OPEB Liability	\$25,387	\$30,884	\$37,882
(Dollars amounts in thousands)			

The following table presents the Board's proportionate share of the collective net OPEB liability of the Trust calculated using the discount rate of 4.44%, as well as what the collective net OPEB liability would be if calculated using one percentage point lower or one percentage point higher than the current rate:

	1% Decrease (3.44%)	Current Healthcare Trend (4.44%)	1% Increase (5.44%)
Board's Proportionate Share of the Collective Net OPEB Liability	\$36,893	\$30,884	\$26,037
(Dollar amounts in thousands)			

Notes to the Financial Statements

For the Year Ended September 30, 2019

H. OPEB Plan Fiduciary Net Position

Detailed information about the OPEB plan's fiduciary net position is located in the Trust's financial statements for the fiscal year ended September 30, 2018. The supporting actuarial information is included in the GASB Statement Number 74 Report for PEEHIP prepared as of September 30, 2018. Additional financial and actuarial information is available at www.rsa-al.gov.

Note 8 – Construction and Other Significant Commitments

As of September 30, 2019, the Board was obligated under the following significant construction contracts:

	Original Contract	Remaining Amount
Tharptown Cafeteria	\$1,358,897.00	\$ 97,991.01
Red Bay Replacement Ag Shop	2,028,300.00	1,946,970.00
Vina Science Building	703,163.25	15,584.64
Total	\$4,090,360.25	\$2,060,545.65

Note 9 – Payables

On September 30, 2019, payables for the Board's individual major funds are as follows:

	Vendors	Intergovernmental	Other	Total Payables
<u>Governmental Activities:</u>				
General Fund	\$	\$225,873.22	\$14,568.03	\$240,441.25
Special Revenue Fund	5,488.81	37,905.99		43,394.80
Total Governmental Activities	\$5,488.81	\$263,779.21	\$14,568.03	\$283,836.05

Notes to the Financial Statements
For the Year Ended September 30, 2019

Note 10 – Long-Term Debt

In fiscal year 2005, the Board issued Qualified Zone Academy Bonds, Series 2005 to provide for the acquisition, construction, and renovation of school facilities.

During fiscal year 2010, the Board, as part of a pooled bond issuance with other school systems within the State of Alabama, issued Capital Improvement Pool Bonds, Series 2009-B, in anticipation of their Public School Fund allocations, which are received from the Alabama Department of Education. The proceeds of this debt were used to refund on a current basis Series 1999D Capital Improvement Pool Bonds. This debt was fully extinguished in fiscal year 2019.

During the fiscal year 2012, the Board, as part of a pooled bond issuance with other school systems within the State of Alabama, issued Capital Improvement Pool Bonds, Series 2012-A, in anticipation of their Public School Fund allocations, which are received from the Alabama Department of Education. The proceeds of these warrants were used to refund on a current basis Series 2002A Capital Improvement Pool Bonds.

During the fiscal year 2014, the Board, as part of a pooled bond issuance with other school systems within the State of Alabama, issued Capital Improvement Pool Bonds, Series 2014-A, in anticipation of their Public School Fund allocations, which are received from the Alabama Department of Education. The proceeds of these warrants were used to refund on a current basis Series 2005-A Capital Improvement Pool Bonds.

During fiscal year 2015, the Board, as part of a pooled bond issuance with other school systems within the State of Alabama, issued Capital Improvement Pool Bonds, Series 2015C in anticipation of their Public School Fund allocations, which are received from the Alabama Department of Education. The Alabama Department of Education withholds the required debt service payments from the Board's Public School Fund allocation. The proceeds from these bonds provided funds for the construction of school facilities.

During fiscal year 2015, the Board issued Special Tax School Warrants, dated December 1, 2014, to refund Special Tax School Warrants dated September 1, 2005 and the Special Tax School Warrant, dated October 25, 2011.

During fiscal year 2016, the Board, as part of a pooled bond issuance with other school systems within the State of Alabama, issued Capital Improvement Pool Bonds, Series 2016A in anticipation of their Public School Fund allocations, which are received from the Alabama Department of Education. The Alabama Department of Education withholds the required debt service payments from the Board's Public School Fund allocation. The proceeds from these bonds provided funds for the construction of school facilities.

Notes to the Financial Statements
For the Year Ended September 30, 2019

During fiscal year 2018, the Board, as part of a pooled bond issuance with other school systems within the State of Alabama, issued Capital Improvement Pool Bonds, Series 2017A in anticipation of their Public School Fund allocations, which are received from the Alabama Department of Education. The Alabama Department of Education withholds the required debt service payments from the Board's Public School Fund allocation. The proceeds from these bonds provided funds for the construction of school facilities.

Also, during fiscal year 2018, the Board issued a note payable in the amount of \$3,506,939.92 for the purchase of forty-four (44) 2019 school buses.

The following is a summary of long-term debt transactions for the Board for the year ended September 30, 2019:

	Debt Outstanding 10/01/2018	Issued/ Increased	Repaid/ Decreased	Debt Outstanding 09/30/2019	Amounts Due Within One Year
Governmental Activities:					
Bonds/Warrants Payable:					
Capital Pool Bonds					
Series 2009B	\$ 227,924.16	\$	\$ (227,924.16)	\$	\$
Capital Pool Bonds					
Series 2012A	624,107.03		(126,926.13)	497,180.90	133,272.43
Capital Pool Bonds					
Series 2014A	497,891.62		(61,167.45)	436,724.17	64,018.13
Capital Pool Bonds					
Series 2015C	465,109.89		(18,461.54)	446,648.35	19,395.60
Capital Pool Refunding					
Bonds 2016A	2,309,745.76		(86,864.41)	2,222,881.35	91,101.69
Capital Pool Bonds					
Series 2017A	1,430,262.50		(46,262.74)	1,383,999.76	48,050.00
Special School Tax Warrants:					
December 1, 2014 Warrants	7,045,000.00		(640,000.00)	6,405,000.00	655,000.00
Qualified Academy Zone					
Bonds 2005	1,000,000.00			1,000,000.00	
Total Bonds/Warrants Payable	<u>13,600,040.96</u>		<u>(1,207,606.43)</u>	<u>12,392,434.53</u>	<u>1,010,837.85</u>
Other Liabilities:					
Notes Payable	3,506,939.92		(357,974.13)	3,148,965.79	367,228.68
Net Pension Liability	27,986,000.00	332,000.00		28,318,000.00	
Net OPEB Liability	26,569,398.00	4,314,685.00		30,884,083.00	
Total	<u>\$71,662,378.88</u>	<u>\$4,646,685.00</u>	<u>\$(1,565,580.56)</u>	<u>\$74,743,483.32</u>	<u>\$1,378,066.53</u>

Payments on the Capital Improvement Pool Bonds, Series 2017A, 2016A, 2015C, 2014A, and 2012A are made by the Capital Projects Fund with Public School Funds withheld from the Board's allocation from the Alabama Department of Education. The 2014 Special School Tax warrants are paid from the Board's special tax which is pledged to pay these warrants. The notes payable will be paid from the Board's fleet renewal allocation from the Alabama Department of Education.

Notes to the Financial Statements
For the Year Ended September 30, 2019

The following is a schedule of debt service requirements to maturity:

Fiscal Year Ending	PSCA Capital Improvement Pool Refunding Bonds, Series 2012-A		PSCA Capital Improvement Pool Refunding Bonds, Series 2014-A	
	Principal	Interest	Principal	Interest
September 30, 2020	\$133,272.43	\$ 20,741.58	\$ 64,018.13	\$ 20,235.75
2021	139,940.08	13,911.25	67,276.05	16,953.40
2022	147,170.05	6,733.52	70,778.31	13,502.04
2023	37,515.50	2,116.37	74,362.02	9,873.53
2024-2028	39,282.84	589.24	160,289.66	8,116.31
2029-2033				
2034-2038				
Totals	<u>\$497,180.90</u>	<u>\$44,091.96</u>	<u>\$436,724.17</u>	<u>\$68,681.03</u>

Fiscal Year Ending	PSCA Capital Improvement Pool Refunding Bonds, Series 2017-A		QZAB Series 2005	
	Principal	Interest	Principal	Interest
September 30, 2020	\$ 48,050.00	\$ 51,730.29	\$	\$
2021	50,375.00	49,269.66	1,000,000.00	
2022	53,087.50	46,683.09		
2023	55,800.00	43,960.90		
2024-2028	318,912.50	179,707.98		
2029-2033	396,025.00	103,031.90		
2034-2038	461,749.76	36,514.13		
Totals	<u>\$1,383,999.76</u>	<u>\$510,897.95</u>	<u>\$1,000,000.00</u>	<u>\$</u>

Pledged Revenues

The Board issued Series 2009-B Capital Improvement Pool Bonds which are pledged to be repaid from their allocation of public school funds received from the State of Alabama. The proceeds were used to refund the Board's Series 1999D Capital Improvement Pool Bonds. Pledged funds in the amount of \$239,320.55 were used to pay principal and interest on the bonds during the fiscal year ended September 30, 2019. This amount represents 14.92 percent of the pledged funds received by the Board. The Series 2009-B bonds matured in fiscal year 2019.

Notes to the Financial Statements
For the Year Ended September 30, 2019

PSCA Capital Improvement Pool Refunding Bonds, Series 2015-C		PSCA Capital Improvement Pool Refunding Bonds, Series 2016-A	
Principal	Interest	Principal	Interest
\$ 19,395.60	\$ 20,600.06	\$ 91,101.69	\$ 83,685.38
20,329.67	19,630.28	95,762.71	79,130.30
21,373.63	18,613.80	100,423.73	74,342.16
22,417.58	17,545.12	105,508.47	69,320.98
130,164.83	69,736.60	608,050.84	265,846.38
158,626.37	41,275.96	727,542.38	146,319.92
74,340.67	5,620.92	494,491.53	29,548.72
\$446,648.35	\$193,022.74	\$2,222,881.35	\$748,193.84

Special School Tax Warrants, Series 2014A		Notes Payable - Buses		Total Principal and Interest Requirements to Maturity
Principal	Interest	Principal	Interest	
\$ 655,000.00	\$159,208.76	\$ 367,228.68	\$ 89,762.98	\$ 1,824,031.33
665,000.00	146,108.76	329,339.61	80,665.28	2,773,692.05
680,000.00	132,808.76	338,429.38	71,558.25	1,775,504.22
695,000.00	117,848.76	347,770.03	62,196.38	1,661,235.64
2,655,000.00	364,153.80	1,766,198.09	161,315.55	6,727,364.62
1,055,000.00	47,700.00			2,675,521.53
				1,102,265.73
\$6,405,000.00	\$967,828.84	\$3,148,965.79	\$465,498.44	\$18,539,615.12

The Board issued Series 2012-A Capital Improvement Pool Bonds which are pledged to be repaid from their allocation of public school funds received from the State of Alabama. The proceeds were used to refund the Board's Series 2002A Capital Improvement Pool Bonds. Future revenues in the amount of \$541,272.86 are pledged to repay the principal and interest on the bonds at September 30, 2019. Pledged funds in the amount of \$154,173.04 were used to pay principal and interest on the bonds during the fiscal year ended September 30, 2019. This amount represents 9.61 percent of the pledged funds received by the Board. The Series 2012-A bonds will mature in fiscal year 2024.

Notes to the Financial Statements

For the Year Ended September 30, 2019

The Board issued Series 2014-A Capital Improvement Pool Bonds which are pledged to be repaid from their allocation of public school funds received from the State of Alabama. The proceeds were used to refund the Board's Series 2005A Capital Improvement Pool Bonds. Future revenues in the amount of \$505,405.20 are pledged to repay the principal and interest on the bonds at September 30, 2019. Pledged funds in the amount of \$84,227.00 were used to pay principal and interest on the bonds during the fiscal year ended September 30, 2019. This amount represents 5.25 percent of the pledged funds received by the Board. The Series 2014-A bonds will mature in fiscal year 2025.

The Board issued Series 2015C Capital Improvement Pool Bonds which are pledged to be repaid from their allocation of public school funds received from the State of Alabama. The proceeds were used to fund capital improvement projects in the system. Future revenues in the amount of \$639,671.09 are pledged to repay the principal and interest on the bonds at September 30, 2019. Pledged funds in the amount of \$39,984.68 were used to pay principal and interest on the bonds during the fiscal year ended September 30, 2019. This amount represents 2.49 percent of the pledged funds received by the Board. The Series 2015C bonds will mature in fiscal year 2035.

The Board issued Series 2016A Capital Improvement Pool Bonds which are pledged to be repaid from their allocation of public school funds received from the State of Alabama. The proceeds were used to fund capital improvement projects in the system. Future revenues in the amount of \$2,971,075.19 are pledged to repay the principal and interest on the bonds at September 30, 2019. Pledged funds in the amount of \$174,893.01 were used to pay principal and interest on the bonds during the fiscal year ended September 30, 2019. This amount represents 10.90 percent of the pledged funds received by the Board. The Series 2016 bonds will mature in fiscal year 2036.

The Board issued Series 2017A Capital Improvement Pool Bonds which are pledged to be repaid from their allocation of public school funds received from the State of Alabama. The proceeds were used to fund capital improvement projects in the system. Future revenues in the amount of \$1,894,897.71 are pledged to repay the principal and interest on the bonds at September 30, 2019. Pledged funds in the amount of \$100,337.40 were used to pay interest on the bonds during the fiscal year ended September 30, 2019. This amount represents 6.21 percent of the pledged funds received by the Board. The Series 2017 bonds will mature in fiscal year 2037.

The Board issued Series 2014A Special School Tax Warrants for the purpose of refunding the Board's Series 2005 and Series 2011 Special School Tax Warrants. The Board pledged to repay the 2014 Warrants from the proceeds of a special tax levied by the Franklin County Commission pursuant to provisions of Act Number 441, Acts of Alabama 1969, page 876 of which the Board receives 58.67% of the proceeds. Future revenues in the amount of \$7,372,828.84 are pledged to repay the principal and interest on the warrants at September 30, 2019. Proceeds of the special tax in the amount of \$1,600,385.04 were received by the Board during the fiscal year ended September 30, 2019, of which \$812,008.76 was used to pay and principal and interest on the warrants. The Series 2014 Special Tax School Warrants will mature in fiscal year 2030.

Notes to the Financial Statements

For the Year Ended September 30, 2019

Note 11 – Risk Management

The Board is exposed to various risks of loss related to torts; theft of, damage to, and destruction of assets; errors and omissions; injuries to employees; and natural disasters. The Board has insurance for its buildings and contents through the State Insurance Fund (SIF) part of the State of Alabama, Department of Finance, Division of Risk Management, which operates as a common risk management and insurance program for state owned properties and county boards of education. The Board pays an annual premium based on the amount of coverage requested. The SIF is self-insured up to \$3.5 million per occurrence. Errors and omissions insurance are purchased from the Alabama Trust for Boards of Education (ATBE), a public entity risk pool. The ATBE collects the premiums and purchases excess insurance for any amount of coverage requested by pool participants in excess of the coverage provided by the pool. Automobile insurance is purchased from Wood Thompson/Auto-Owners Insurance Company with medical payments limited to \$5,000.00 per person and \$25,000.00 for each injury and \$50,000.00 for each person and each uninsured vehicle accident. Employee health insurance is provided through the Public Education Employees' Health Insurance Fund (PEEHIF), administered by the Public Education Employees' Health Insurance Board (PEEHIB). The Fund was established to provide a uniform plan of health insurance for current and retired employees of state educational institutions and is self-sustaining. Monthly premiums for employee and dependent coverage are determined annually by the plan's actuary and are based on anticipated claims in the upcoming year, considering any remaining fund balance on hand available for claims. The Board contributes a specified amount monthly to the PEEHIF for each employee of state educational institutions. The Board's contribution is applied against the employees' premiums for the coverage selected and the employee pays any remaining premium.

Settled claims resulting from these risks have not exceeded the Board's coverage in any of the past three fiscal years.

The Board does not have insurance coverage of job-related injuries. Board employees who are injured while on the job are entitled to salary and fringe benefits of up to ninety working days in accordance with the *Code of Alabama 1975*, Section 16-1-18.1(d). Any unreimbursed medical expenses and costs which the employee incurs as a result of an on-the-job injury may be filed for reimbursement with the State Board of Adjustment.

Notes to the Financial Statements
For the Year Ended September 30, 2019

Note 12 – Interfund Transactions

Interfund Receivables and Payables

The interfund receivables and payables at September 30, 2019, were as follows:

	Interfund Receivables		Totals
	General Fund	Capital Projects Fund	
<u>Interfund Payables:</u>			
General Fund	\$	\$145,611.00	\$145,611.00
Special Revenue Fund	25,000.00		25,000.00
Totals	<u>\$25,000.00</u>	<u>\$145,611.00</u>	<u>\$170,611.00</u>

Interfund Transfers

The amounts of interfund transfers during the fiscal year ended September 30, 2019, were as follows:

	Transfers In			Totals
	General Fund	Special Revenue Fund	Debt Service Fund	
<u>Transfers Out:</u>				
General Fund	\$	\$946,902.70	\$	\$ 946,902.70
Special Revenue Fund	82,701.53			82,701.53
Capital Projects Fund			806,636.23	806,636.23
Totals	<u>\$82,701.53</u>	<u>\$946,902.70</u>	<u>\$806,636.23</u>	<u>\$1,836,240.46</u>

The Board typically used transfers to fund ongoing operating subsidies, to recoup certain expenditures paid on-behalf of the local schools, and to transfer the portion from the General Fund to the debt service funds to service current-year debt requirements.

Notes to the Financial Statements
For the Year Ended September 30, 2019

Note 13 – Subsequent Events

Recently, the United State has encountered a COVID-19 pandemic which is adversely affecting the nation. On March 13, 2020, the President of the United States declared a state of emergency in response to the COVID-19 pandemic. Subsequently, on the same day, the Governor of Alabama declared a state of emergency. As a result, the operations of federal, state, and local governments including educational institutions have been modified to ensure the safety of its citizenry as well as its employees. It is highly anticipated that revenues from all sources including taxes and federal grants that are received by the Board will be severely impacted by this pandemic. Additionally, it is anticipated that there will be a significant increase in costs associated with the aftermath of COVID-19. Because so much is unknown at this time, it will be extremely difficult for the Board to prepare budgets for the upcoming fiscal year to anticipate the impact of this pandemic. The Board anticipates that its financial operation will be adversely impacted by this pandemic; however, the duration and severity of its effects is indeterminable at this time.

On June 9, 2020, the Board approved the issuance of the Special Tax School Warrants in the amount of \$6,510,000.00. These warrants were issued to refund the Board’s Special School Tax Warrants, Series 2014, to provide funds for various public school capital improvements and to pay issuance expenses.

This Page Intentionally Blank

Required Supplementary Information

Schedule of the Employer's Proportionate Share of the Collective Net Pension Liability
For the Year Ended September 30, 2019
(Dollar amounts in thousands)

	2019	2018	2017	2016	2015
Employer's proportion of the collective net pension liability	0.284816%	0.284748%	0.273806%	0.269819%	0.265623%
Employer's proportionate share of the collective net pension liability	\$ 28,318	\$ 27,986	\$ 29,642	\$ 28,238	\$ 24,131
Employer's covered payroll during the measurement period (*)	\$ 19,016	\$ 18,780	\$ 17,369	\$ 17,032	\$ 16,837
Employer's proportionate share of the collective net pension liability as a percentage of its covered payroll	148.92%	149.02%	170.66%	165.79%	143.32%
Plan fiduciary net position as a percentage of the total collective pension liability	72.29%	71.50%	67.93%	67.51%	71.01%

(*) Employer's covered payroll during the measurement period is the total covered payroll (See GASB Statement Number 82).
For fiscal year 2019, the measurement period is October 1, 2017 through September 30, 2018.

This schedule is intended to show information for 10 years. Additional years will be displayed as they become available.

Schedule of the Employer's Contributions - Pension
For the Year Ended September 30, 2019
(Dollar amounts in thousands)

	2019	2018	2017	2016	2015
Contractually required contribution	\$ 2,471	\$ 2,286	\$ 2,235	\$ 2,058	\$ 1,991
Contributions in relation to the contractually required contribution	\$ 2,471	\$ 2,286	\$ 2,235	\$ 2,058	\$ 1,991
Contribution deficiency (excess)	\$	\$	\$	\$	\$
Employer's covered payroll	\$ 20,302	\$ 19,016	\$ 18,780	\$ 17,369	\$ 17,032
Contributions as a percentage of covered payroll	12.17%	12.02%	11.90%	11.85%	11.69%

This schedule is intended to show information for 10 years. Additional years will be displayed as they become available.

This Page Intentionally Blank

***Schedule of the Employer's Proportionate Share of the Collective
Net Other Postemployment Benefits (OPEB) Liability
Alabama Retired Education Employees' Health Care Trust
For the Year Ended September 30, 2019
(Dollar amounts in thousands)***

	2019	2018
Employer's proportion of the net collective OPEB liability	0.375777%	0.357720%
Employer's proportionate share of the net collective OPEB liability	\$ 30,884	\$ 26,569
Employer's covered-employee payroll during the measurement period (*)	\$ 19,016	\$ 18,780
Employer's proportionate share of the net collective OPEB liability as a percentage of its covered-employee payroll	162.41%	141.47%
Plan fiduciary net position as a percentage of the total collective OPEB liability	14.81%	15.37%

(*) Employer's covered-employee payroll during the measurement period is the total covered payroll. For fiscal year 2019, the measurement period is October 1, 2017 through September 30, 2018.

This schedule is intended to show information for 10 years. Additional years will be displayed as they become available.

***Schedule of the Employer's Contributions
Other Postemployment Benefits (OPEB)
Alabama Retired Education Employees' Health Care Trust
For the Year Ended September 30, 2019
(Dollar amounts in thousands)***

	2019	2018
Contractually required contribution	\$ 1,145	\$ 932
Contributions in relation to the contractually required contribution	\$ 1,145	\$ 932
Contribution deficiency (excess)	\$	\$
Board's covered-employee payroll	\$ 20,302	\$ 19,016
Contributions as a percentage of covered-employee payroll	5.64%	4.90%

This schedule is intended to show information for 10 years. Additional years should be displayed as they become available.

***Notes to Required Supplementary Information for
Other Postemployment Benefits (OPEB)
For the Year Ended September 30, 2019***

Changes In Actuarial Assumptions

In 2016, rates of withdrawal, retirement, disability, mortality, spouse coverage, and tobacco usage were adjusted to more closely reflect actual experience. In 2016, economic assumptions and the assumed rates of salary increase were adjusted to more closely reflect actual and anticipated experience. In 2016 and later, the expectation of retired life mortality was changed to the RP-2000 White Collar Mortality Table projected to 2020 using scale BB and adjusted 115% for all ages for males and 112% for ages 78 and over for females. The rates of disabled mortality were based on the RP-2000 Disabled Mortality Table projected to 2020 using Scale BB and adjusted 105% for males and 120% for females.

Recent Plan Changes

Effective January 1, 2017, Medicare eligible medical and prescription drug benefits are provided through the United Healthcare Medicare Advantage Plan with Prescription Drug Coverage (MAPD).

The Plan is changed periodically to reflect the Affordable Care Act (ACA) maximum annual out-of-pocket amounts.

Method and Assumptions Used in Calculations of Actuarially Determined Contributions

The actuarially determined contribution rates in the Schedule of Employer Contributions are calculated as of September 30, 2016, three years prior to the end of the fiscal year in which contributions are reported. The following actuarial methods and assumptions were used to determine the most recent contribution rate reported in that schedule:

Actuarial Cost Method	Entry Age Normal
Amortization Method	Level Percent of Pay
Remaining Amortization Period	25 years, closed
Asset Valuation Method	Market Value of Assets
Inflation	2.875%
Healthcare Cost Trend Rate:	
Pre-Medicare Eligible	7.75%
Medicare Eligible	5.00%
Ultimate Trend Rate:	
Pre-Medicare Eligible	5.00%
Medicare Eligible	5.00%
Year of Ultimate Trend Rate	2022 for Pre-Medicare Eligible 2018 for Medicare Eligible
Investment Rate of Return	5.00%, including inflation

Schedule of Revenues, Expenditures and Changes in Fund Balances
Budget and Actual - General Fund
For the Year Ended September 30, 2019

	Budgeted Amounts		Actual Amounts Budgetary Basis	Budget to GAAP Differences	Actual Amounts GAAP Basis
	Original	Final			
Revenues					
State	\$ 23,683,408.00	\$ 24,730,783.58	\$ 25,741,508.78	\$	\$ 25,741,508.78
Federal	50,000.00	50,000.00	234,244.91		234,244.91
Local	4,990,070.00	4,941,070.00	5,311,755.39	(1)	5,310,211.77
Other	56,500.00	215,500.00	198,823.52		198,823.52
Total Revenues	28,779,978.00	29,937,353.58	31,486,332.60		31,484,788.98
Expenditures					
Current:					
Instruction	17,576,747.00	17,659,404.00	18,581,042.40	(1)	18,785,772.22
Instructional Support	3,902,126.00	3,936,799.98	4,160,267.04	(1)	4,201,184.44
Operation and Maintenance	2,391,487.00	2,439,487.00	2,590,167.52	(1)	2,594,783.77
Auxiliary Services:					
Student Transportation	2,072,804.00	2,072,804.00	2,154,442.72	(1)	2,161,497.12
General Administration and Central Support	1,022,338.00	1,002,338.00	1,238,815.55	(1)	1,256,989.41
Other	712,961.00	827,161.00	809,190.96	(1)	818,074.80
Capital Outlay		879,000.00	979,616.41		979,616.41
Debt Service:					
Principal Retirement			38,606.87		38,606.87
Interest and Fiscal Charges		45,746.00	97,598.13		97,598.13
Total Expenditures	27,678,463.00	28,862,739.98	30,649,747.60		30,934,123.17
Excess (Deficiency) of Revenues Over Expenditures	1,101,515.00	1,074,613.60	836,585.00		550,665.81
Other Financing Sources (Uses)					
Indirect Cost	130,024.00	130,105.00	168,033.72		168,033.72
Transfers In	50,501.00	50,501.00	82,701.53		82,701.53
Other Financing Sources	83,000.00	60,000.00	119,230.15		119,230.15
Sale of Capital Assets	280,000.00		1,200.00		1,200.00
Transfers Out	(1,806,544.00)	(993,435.00)	(946,902.70)		(946,902.70)
Total Other Financing Sources (Uses)	(1,263,019.00)	(752,829.00)	(575,737.30)		(575,737.30)
Net Change in Fund Balances	(161,504.00)	321,784.60	260,847.70		(25,071.49)
Fund Balances - Beginning of Year	3,173,000.00	3,555,454.99	3,555,454.99	(2)	888,229.98
Fund Balances - End of Year	\$ 3,011,496.00	\$ 3,877,239.59	\$ 3,816,302.69		\$ 863,158.49

Schedule of Revenues, Expenditures and Changes in Fund Balances
Budget and Actual - General Fund
For the Year Ended September 30, 2019

Explanation of differences between Actual Amounts on Budgetary Basis and Actual Amounts GAAP Basis:

The Board budgets on the modified accrual basis of accounting except as shown below:

(1) The Board budgets revenues and expenditures to the extent they are expected to be received or paid in the current fiscal period, rather than on the modified accrual basis (GAAP).	<u>\$ (285,919.19)</u>
Net Change in Fund Balance - Budget to GAAP	<u><u>\$ (285,919.19)</u></u>
(2) The amount reported as "fund balance" on the budgetary basis of accounting derives from the basis of accounting used in preparing the Board's budget. This amount differs from the fund balance reported in the Statement of Revenues, Expenditures and Changes in Fund Balances (Exhibit 5) because of the cumulative effect of transactions such as those described above.	

***Schedule of Revenues, Expenditures and Changes in Fund Balances
Budget and Actual - Special Revenue Fund
For the Year Ended September 30, 2019***

	Budgeted Amounts		Actual Amounts Budgetary Basis	Budget to GAAP Differences	Actual Amounts GAAP Basis
	Original	Final			
Revenues					
Federal	\$ 4,584,205.00	\$ 4,800,203.22	\$ 5,180,008.29	\$	\$ 5,180,008.29
Local	2,329,772.00	2,329,772.00	2,856,582.72		2,856,582.72
Other	94,000.00	94,000.00	57,233.99		57,233.99
Total Revenues	7,007,977.00	7,223,975.22	8,093,825.00		8,093,825.00
Expenditures					
Current:					
Instruction	2,840,405.00	2,972,864.52	2,743,207.03		2,743,207.03
Instructional Support	349,743.00	366,960.40	343,071.53		343,071.53
Operation and Maintenance	366,160.00	366,160.00	473,358.65		473,358.65
Auxiliary Services:					
Student Transportation	98,700.00	98,700.00	58,875.16		58,875.16
Food Service	3,218,606.00	3,233,606.00	3,569,177.29	(1)	1,236.53
General Administration and Central Support	188,295.00	188,152.00	187,751.99		187,751.99
Other	808,822.00	830,286.30	1,247,939.25		1,247,939.25
Capital Outlay	7,500.00	7,500.00	98,256.10		98,256.10
Total Expenditures	7,878,231.00	8,064,229.22	8,721,637.00		1,236.53
Excess (Deficiency) of Revenues Over Expenditures	(870,254.00)	(840,254.00)	(627,812.00)		(1,236.53)
Other Financing Sources (Uses)					
Transfers In	1,064,481.00	1,064,481.00	946,902.70		946,902.70
Other Financing Sources	5,800.00	5,800.00	3,917.62		3,917.62
Transfers Out	(121,547.00)	(121,547.00)	(82,701.53)		(82,701.53)
Total Other Financing Sources (Uses)	948,734.00	948,734.00	868,118.79		868,118.79
Net Change in Fund Balances	78,480.00	108,480.00	240,306.79		(1,236.53)
Fund Balances - Beginning of Year	995,165.00	1,101,834.39	1,101,045.80	(2)	(135,688.73)
Fund Balances - End of Year	\$ 1,073,645.00	\$ 1,210,314.39	\$ 1,341,352.59	\$	(136,925.26)
				\$	\$ 1,204,427.33

***Schedule of Revenues, Expenditures and Changes in Fund Balances
Budget and Actual - Special Revenue Fund
For the Year Ended September 30, 2019***

Explanation of differences between Actual Amounts on Budgetary Basis and Actual Amounts GAAP Basis:

The Board budgets on the modified accrual basis of accounting except as shown below:

- | | |
|---|-----------------------------|
| (1) The Board budgets expenditures to the extent they are expected to be paid in the current fiscal period, rather than on the modified accrual basis (GAAP). | <u>\$ (1,236.53)</u> |
| Net Change in Fund Balance - Budget to GAAP | <u><u>\$ (1,236.53)</u></u> |
- (2) The amount reported as "fund balance" on the budgetary basis of accounting derives from the basis of accounting used in preparing the Board's budget. This amount differs from the fund balance reported in the Statement of Revenues, Expenditures and Changes in Fund Balances (Exhibit 5) because of the cumulative effect of transactions such as those described above.

This Page Intentionally Blank

Supplementary Information

***Schedule of Expenditures of Federal Awards
For the Year Ended September 30, 2019***

Federal Grantor/ Pass-Through Grantor/ Program Title	Federal CFDA Number	Pass-Through Grantor's Number	Total Federal Expenditures
<u>U. S. Department of Agriculture</u>			
<u>Passed Through Alabama Department of Education</u>			
Child Nutrition Cluster:			
National School Lunch Program:			
Cash Assistance	10.555	N/A	\$ 1,453,130.15
Non-Cash Assistance (Commodities)	10.555	N/A	194,062.90
Sub-Total National School Lunch Program			<u>1,647,193.05</u>
School Breakfast Program - Cash Assistance	10.553	N/A	<u>1,086,867.31</u>
Sub-Total Child Nutrition Cluster			<u>2,734,060.36</u>
Child Nutrition Discretionary Grants/Limited Availability	10.579	N/A	30,611.72
State Administrative Expenses for Child Nutrition	10.560	N/A	10,560.69
<u>Passed Through Franklin County Commission</u>			
Schools and Roads - Grants to States	10.665	N/A	<u>1,332.95</u>
Total U. S. Department of Agriculture			<u>2,776,565.72</u>
<u>Appalachian Regional Commission</u>			
<u>Direct Program</u>			
Appalachian Area Development	23.002	N/A	43,400.00
<u>U. S. Department of Education</u>			
<u>Passed Through Alabama Department of Education</u>			
Title I Grants to Local Educational Agencies (M)	84.010	N/A	1,190,277.03
Special Education Cluster:			
Special Education - Grants to States	84.027	N/A	797,120.00
Special Education - Preschool Grants	84.173	N/A	<u>17,988.00</u>
Sub-Total Special Education Cluster (M)			<u>815,108.00</u>
Career and Technical Education - Basic Grants to States	84.048	N/A	56,980.24
Student Support and Academic Enrichment Program	84.424	N/A	65,787.62
Twenty-First Century Community Learning Centers (M)	84.287	N/A	171,321.30
English Language Acquisition Grants	84.365	N/A	36,842.83
Rural Education	84.358	N/A	70,232.00
Supporting Effective Instruction State Grants	84.367	N/A	144,087.55
<u>Passed Through Alabama Department of Early Childhood Education</u>			
Preschool Development Grants	84.419	N/A	<u>2,335.28</u>
Total U. S. Department of Education			<u>2,552,971.85</u>
Sub-Total Forward			\$ 5,372,937.57

***Schedule of Expenditures of Federal Awards
For the Year Ended September 30, 2019***

Federal Grantor/ Pass-Through Grantor/ Program Title	Federal CFDA Number	Pass-Through Grantor's Number	Total Federal Expenditures
Sub-Total Brought Forward			\$ 5,372,937.57
<u>U. S. Department of Health and Human Services</u>			
<u>Passed Through Alabama Department of Education</u>			
Dependent Care Development Grant	97.575	N/A	45,000.00
<u>Social Security Administration</u>			
<u>Passed Through Alabama Department of Education</u>			
Social Security - Disability Insurance	96.001	N/A	<u>1,020.00</u>
Total Expenditures of Federal Awards			<u>\$ 5,418,957.57</u>

(M) = Major Program

N/A = Not Available or Not Applicable

The accompanying Notes to the Schedule of Expenditures of Federal Awards are an integral part of this schedule.

***Notes to the Schedule of Expenditures
of Federal Awards
For the Year Ended September 30, 2019***

Note 1 – Basis of Presentation

The accompanying Schedule of Expenditures of Federal Awards (the “Schedule”) includes the federal grant activity of the Franklin County Board of Education under programs of the federal government for the year ended September 30, 2019. The information in this Schedule is presented in accordance with the requirements of Title 2 U. S. *Code of Federal Regulations* Part 200, *Uniform Administrative Requirements, Cost Principles, and Audit Requirements for Federal Awards (Uniform Guidance)*. Because the Schedule presents only a selected portion of the operations of the Franklin County Board of Education, it is not intended to and does not present the financial position or changes in net position of the Franklin County Board of Education.

Note 2 – Summary of Significant Accounting Policies

Expenditures reported on the Schedule are reported on the modified accrual basis of accounting. Such expenditures are recognized following the cost principles contained in the *Uniform Guidance* wherein certain types of expenditures are not allowable or are limited as to reimbursement. The Franklin County Board of Education has elected not to use the 10-percent de minimis indirect cost rate as allowed in the *Uniform Guidance*.

Additional Information

Board Members and Administrative Personnel
October 1, 2018 through September 30, 2019

Board Members **Term Expires**

Hon. Terry Welborn	Chairperson	2022
Hon. Shannon Oliver	Vice-Chairperson	2022
Hon. Pat Cochran	Member	2020
Hon. Ralton Baker	Member	2024
Hon. Mike Shewbart	Member	2018
Hon. Kacey Johnston	Member	2024

Administrative Personnel

Hon. Greg Hamilton	Superintendent	2020
Carla Knight	Chief School Financial Officer	

***Report on Internal Control Over Financial Reporting and on
Compliance and Other Matters Based on an Audit of
Financial Statements Performed in Accordance With
Government Auditing Standards***

Independent Auditor's Report

Members of the Franklin County Board of Education,
Superintendent and Chief School Financial Officer
Russellville, Alabama

We have audited in accordance with the auditing standards generally accepted in the United States of America and the standards applicable to financial audits contained in ***Government Auditing Standards*** issued by the Comptroller General of the United States, the financial statements of the governmental activities and each major fund of the Franklin County Board of Education as of and for the year ended September 30, 2019, and the related notes to the financial statements, which collectively comprise the Franklin County Board of Education's basic financial statements and have issued our report thereon dated November 17, 2020.

Internal Control Over Financial Reporting

In planning and performing our audit of the financial statements, we considered the Franklin County Board of Education's internal control over financial reporting (internal control) to determine the audit procedures that are appropriate in the circumstances for the purpose of expressing our opinions on the financial statements, but not for the purpose of expressing an opinion on the effectiveness of the Franklin County Board of Education's internal control. Accordingly, we do not express an opinion on the effectiveness of the Franklin County Board of Education's internal control.

A deficiency in internal control exists when the design or operation of a control does not allow management or employees, in the normal course of performing their assigned functions, to prevent or detect and correct misstatements on a timely basis. *A material weakness* is a deficiency, or combination of deficiencies, in internal control, such that there is a reasonable possibility that a material misstatement of the entity's financial statements will not be prevented or detected and corrected on a timely basis. *A significant deficiency* is a deficiency, or a combination of deficiencies, in internal control that is less severe than a material weakness, yet important enough to merit attention by those charged with governance.

Our consideration of internal control was for the limited purpose described in the first paragraph of this section and was not designed to identify all deficiencies in internal control that might be material weaknesses or significant deficiencies. Given these limitations, during our audit, we did not identify any deficiencies in internal control that we consider to be material weaknesses. However, material weaknesses may exist that have not been identified.


***Report on Internal Control Over Financial Reporting and on
Compliance and Other Matters Based on an Audit of
Financial Statements Performed in Accordance With
Government Auditing Standards***

Compliance and Other Matters

As part of obtaining reasonable assurance about whether the Franklin County Board of Education's financial statements are free of material misstatement, we performed tests of its compliance with certain provisions of laws, regulations, contracts and grant agreements, noncompliance with which could have a direct and material effect on the determination of financial statement amounts. However, providing an opinion on compliance with those provisions was not an objective of our audit, and accordingly, we do not express such an opinion. The results of our tests disclosed no instances of noncompliance or other matters that are required to be reported under ***Government Auditing Standards***.

Purpose of this Report

The purpose of this report is solely to describe the scope of our testing of internal control and compliance and the results of that testing, and not to provide an opinion on the effectiveness of the entity's internal control or on compliance. This report is an integral part of an audit performed in accordance with ***Government Auditing Standards*** in considering the entity's internal control and compliance. Accordingly, this communication is not suitable for any other purpose.



Rachel Laurie Riddle
Chief Examiner

Department of Examiners of Public Accounts

Montgomery, Alabama

November 17, 2020

***Report on Compliance for Each Major Federal Program
and Report on Internal Control Over Compliance
Required by the Uniform Guidance***

Independent Auditor's Report

Members of the Franklin County Board of Education,
Superintendent and Chief School Financial Officer
Russellville, Alabama

Report on Compliance for Each Major Federal Program

We have audited the Franklin County Board of Education's compliance with the types of compliance requirements described in the ***OMB Compliance Supplement*** that could have a direct and material effect on each of the Franklin County Board of Education's major federal programs for the year ended September 30, 2019. The Franklin County Board of Education's major federal programs are identified in the Summary of Examiner's Results Section of the accompanying Schedule of Findings and Questioned Costs.

Management's Responsibility

Management is responsible for compliance with federal statutes, regulations, and the terms and conditions of its federal awards applicable to its federal programs.

Auditor's Responsibility

Our responsibility is to express an opinion on compliance with each of the Franklin County Board of Education's major federal programs based on our audit of the types of compliance requirements referred to above. We conducted our audit of compliance in accordance with auditing standards generally accepted in the United States of America; the standards applicable to financial audits contained in ***Government Auditing Standards***, issued by the Comptroller General of the United States; and the audit requirements of Title 2 U. S. ***Code of Federal Regulations*** Part 200, ***Uniform Administrative Requirements, Cost Principles, and Audit Requirements for Federal Awards (Uniform Guidance)***. Those standards and the ***Uniform Guidance*** require that we plan and perform the audit to obtain reasonable assurance about whether noncompliance with the types of compliance requirements referred to above that could have a direct and material effect on a major federal program occurred. An audit includes examining, on a test basis, evidence about the Franklin County Board of Education's compliance with those requirements and performing such other procedures as we considered necessary in the circumstances.

***Report on Compliance for Each Major Federal Program
and Report on Internal Control Over Compliance
Required by the Uniform Guidance***

We believe that our audit provides a reasonable basis for our opinion on compliance for the major federal program. However, our audit does not provide a legal determination of the Franklin County Board of Education's compliance.

Opinion on Each Major Federal Program

In our opinion, the Franklin County Board of Education complied, in all material respects, with the types of compliance requirements referred to above that could have a direct and material effect on each of its major federal program for the year ended September 30, 2019.

Report on Internal Control Over Compliance


Management of the Franklin County Board of Education is responsible for establishing and maintaining effective internal control over compliance with the types of compliance requirements referred to above. In planning and performing our audit of compliance, we considered the Franklin County Board of Education's internal control over compliance with the types of requirements that could have a direct and material effect on the major federal program to determine the auditing procedures that are appropriate in the circumstances for the purpose of expressing our opinion on compliance for each major program and to test and report on internal control over compliance in accordance with the *Uniform Guidance*, but not for the purpose of expressing an opinion on the effectiveness of internal control over compliance. Accordingly, we do not express an opinion on the effectiveness of the Franklin County Board of Education's internal control over compliance.

A deficiency in internal control over compliance exists when the design or operation of a control over compliance does not allow management or employees, in the normal course of performing their assigned functions, to prevent, or detect and correct, noncompliance with a type of compliance requirement of a federal program on a timely basis. *A material weakness in internal control over compliance* is a deficiency, or a combination of deficiencies, in internal control over compliance, such that there is a reasonable possibility that material noncompliance with a type of compliance requirement of a federal program will not be prevented, or detected and corrected, on a timely basis. *A significant deficiency in internal control over compliance* is a deficiency, or combination of deficiencies, in internal control over compliance with a type of compliance requirement of a federal program that is less severe than a material weakness in internal control over compliance, yet important enough to merit attention by those charged with governance.

***Report on Compliance for Each Major Federal Program
and Report on Internal Control Over Compliance
Required by the Uniform Guidance***

Our consideration of the internal control over compliance was for the limited purpose described in the first paragraph of this section and was not designed to identify all deficiencies in internal control over compliance that might be material weaknesses or significant deficiencies. We did not identify any deficiencies in internal control over compliance that we consider to be material weaknesses. However, material weaknesses may exist that have not been identified.

The purpose of this report on internal control over compliance is solely to describe the scope of our testing of internal control over compliance and the results of that testing based on the requirements of the *Uniform Guidance*. Accordingly, this report is not suitable for any other purpose.



Rachel Laurie Riddle
Chief Examiner

Department of Examiners of Public Accounts

Montgomery, Alabama

November 17, 2020

Schedule of Findings and Questioned Costs
For the Year Ended September 30, 2019

Section I – Summary of Examiner's Results

Financial Statements

Type of opinion issued: Unmodified

Internal control over financial reporting:
 Material weakness(es) identified? _____ Yes X No

Significant deficiency(ies) identified? _____ Yes X None reported

Noncompliance material to financial statements noted? _____ Yes X No

Federal Awards

Internal control over major federal programs:
 Material weakness(es) identified? _____ Yes X No

Significant deficiency(ies) identified? _____ Yes X None reported

Type of auditor's report issued on compliance for major federal programs: Unmodified

Any audit findings disclosed that are required to be reported in accordance with 2 CFR 200.516(a) of the *Uniform Guidance*? _____ Yes X No

Identification of major federal programs:

CFDA Numbers	Name of Federal Program or Cluster
84.010	Title I Grants to Local Educational Agencies
84.027 and 84.173	Special Education Cluster
84.287	Twenty-First Century Community Learning Centers

Dollar threshold used to distinguish between Type A and Type B programs: \$750,000.00

Auditee qualified as low-risk auditee? _____ Yes X No

Schedule of Findings and Questioned Costs
For the Year Ended September 30, 2019

Section II – Financial Statement Findings (GAGAS)

No matters were reportable.

Section III – Federal Awards Findings and Questioned Costs

No matters were reportable.