

Yoakum Independent School District
Yoakum Junior High School
2024-2025 Campus Improvement Plan



Mission Statement

In order to support, guide, and encourage each student to develop as a productive and responsible individual, Yoakum Junior High will provide an education program promoting the academic, physical, social, and emotional growth necessary for success in an ever changing community. Yoakum Junior High is dedicated to helping all student master academic standards in math, writing, reading, science, and social studies.

Table of Contents

Comprehensive Needs Assessment	4
Demographics	4
Staff Quality, Recruitment, and Retention	5
Curriculum, Instruction, and Assessment	6
Parent and Community Engagement	7
School Context and Organization	8
Comprehensive Needs Assessment Data Documentation	10
Goals	11
Goal 1: All Yoakum Junior High students will meet or exceed state assessment standards by the year 2025.	11
Campus Funding Summary	36

Comprehensive Needs Assessment

Demographics

Demographics Summary

Serving students from a population of approximately 9,242, the Yoakum Independent School District encompasses 268 square miles in Dewitt and Lavaca counties and it is located at the heart of Austin-Houston-Corpus Christi - San Antonio diamond. It has a total enrollment of 1627 students attending five different campuses. District offices are located in Yoakum, Texas. The District is governed by a seven member Board of Trustees who serve staggered, three year terms. Yoakum ISD is fully accredited by the Texas Education Agency. Yoakum Junior High School serves 322 students and employs 32 teachers, 6 paraprofessionals, 1 counselor and 2 administrators.

Demographics Strengths

The percent of African American students was 7% in 2019. The same report shows the percent of Hispanic students has increased to 68%. The percent of Economically Disadvantaged students in the district is 77% . The percent of students identified as At Risk is 52% and ELL students identified is 13%.

Staff Quality, Recruitment, and Retention

Staff Quality, Recruitment, and Retention Summary

Yoakum JH continues to be proactive in the recruitment and retention of qualified staff. All teachers/paraprofessionals in the district meet the highly qualified requirements. Analysis of the staff demographics show the need for employing minority teachers so that the district staff would more closely reflect the student demographics. The district attends Job Fairs throughout the state when possible and contracts with Region III ESC for job placement services.

Staff Quality, Recruitment, and Retention Strengths

Professional Development opportunities have been established at Yoakum ISD for district use in providing training opportunities in-house so staff will not have to travel to the Region III ESC in Victoria as much. It includes a computer, wifi, and NET3 capabilities for distance learning.

Curriculum, Instruction, and Assessment

Curriculum, Instruction, and Assessment Summary

To help with curriculum and instruction, the district brings in various specialists to help with different core classes and has received different trainings from Lead4ward.

Technology has been updated in the district with the projectors in all instructional classrooms. Monies has been added to campus budgets where the needs assessment indicated a need. The district uses many programs to monitor students growth such as TPRI, MClass, Renaissance learning for reading and math, and DIBELS tests.

Student demographic groups including All Students, African American, Hispanics, White, Male, Female, Economically Disadvantaged, Special Education, At Risk, Deaf, ESL, GT, Migrant, Title I, and CATE were analyzed. Disaggregated data from assessment instruments including STAAR, TPRI, ITBS, Teacher evaluations, EOCs, TELPAS, and report cards were reviewed. The district needs to continue to strengthen and improve the implementation of RtI strategies. Reading and ELAR STAAR scores were the highest for the majority of the groups. CATE courses need to be offered in sequential order. The district will strive to maintain small class size and use differentiated classroom strategies to meet the needs of diverse learners.

Curriculum, Instruction, and Assessment Strengths

RTI and Title Intervention programs are the content area strengths in the district. An early intervention program in the lower grades has led to higher reading levels in the upper grades. The use of software programs such as Accelerated Reader and Study Island help to support these content areas. District staff in these content areas are experienced and highly qualified. Professional development opportunities are offered to all staff in the district to keep them up-to-date in their content areas. Region III ESC offers workshops during the school year, online, by NET3, and during the summer. Stipends for summer attendance was offered by the district and by Region III ESC.

The district RtI Team is well organized and meets on a continuing basis throughout the school year.

Parent and Community Engagement

Parent and Community Engagement Summary

The district will continue to train teachers in differentiated instruction, ESL strategies, and Inclusion strategies to be used with all students.

District and Campus RTI teams will continue to identify students needing interventions throughout the school year.

Campuses are giving six weeks tests in all tested areas, and are analyzing the data to find weak areas. The implementation of 6th week tests will help to ensure teachers are following the district scope and sequence, identify students needing assistance, and act as an early predictor of STAAR success.

Onsite training for all teachers was provided at the beginning of the school year by Mary Beth Matula of Region III ESC using the TAG program in DMAC.

Parent and Community Engagement Strengths

There are many parents in the district who support student activities as well as support student academic programs. Booster clubs and/or Parent-Teacher organizations are active on most campuses. A majority of these are parents of students who consistently do well in academics and athletics. It is more difficult to get participation into the development, modifications, and evaluations of federal programs and to get parents and community members who are willing to actively participate on campus and district site-based committees.

School Context and Organization

School Context and Organization Summary

Yoakum ISD is currently made up of 5 campuses: Yoakum High School (grades 9-12), Yoakum Junior High School (grades 6-8), Yoakum Intermediate School (grades 3-5), Yoakum Primary School (grades 1-2) Yoakum Primary Annex (grades PreK - Kindergarten) Yoakum ISD supports the campuses in the district by providing funds for implementing several special programs to meet the needs of the diverse population of students attending the district. These special programs include the following:

Dyslexia Program – This program is designed to enable students to master and retain the reading strategies necessary to manage the difficulties associated with Dyslexia. The District provides a Dyslexia Facilitator to aid the campuses. Campuses use the Wilson Reading Program for identified dyslexic students.

Gifted/Talented Program – This State funded program is intended to offer enrichment opportunities to students who perform or show the potential to perform at a remarkably high level of accomplishment when compared to others of the same age. Students may be nominated for GT screening by parents, teachers, and/or community members. After being nominated, parents are notified and asked permission to allow the identification process to continue, following District GT guidelines. Identified students in Kindergarten through Second Grade are placed in a talent pool and officially identified at the end of second grade as G/T upon reevaluation and participation in the selection process. Students in grades K-5 are served by a pullout GT program. Students from grades 6 -12 will be served with the Pre-Ap, and AP classes

Pre-Kindergarten – Pre-Kindergarten education is a state program for students whose home environment or limited English might impede their success in school and in life. The Pre-Kindergarten program stresses intensive language development. It focuses on learning activities that prepare children for the language requirements of Kindergarten. The district has made Pre-K available for all students. Pre-K teachers coordinate with the Head Start Program. Head Start is a Federal program for economically disadvantaged preschool children. This cooperation allows students from the community a full day of school to address their developmental and academic needs before the high expectations of Kindergarten.

State Compensatory Intensive Accelerated Instruction – This program is designed to complement the Title I, Part A program by providing supplementary services that improve and enhance the regular educational program for students who meet one or more of the state’s criteria for being in an at-risk situation. Programs and services paid for with these funds must be limited to students who meet one or more of the state at-risk criteria and is supplemental to the regular education program. Funds are used for additional positions to lower pupil-teacher ratios and tutorials.

Response to Intervention- Yoakum Campuses RtI Teams meets throughout the year to identify and monitor the progress of students identified on each campus as needing interventions to the regular instruction at Tier II and/or Tier III. These students receive additional time during the regular school day with a highly qualified teacher/paraprofessional. Professional development has been held to assist teachers in differentiating instruction, inclusion strategies, and offering research-based strategies in the regular classroom at Tier I.

Title III ESL(Federal Funds) and State ESL - These ESL Programs are both supplemental and are designed to reach LEP (Limited English Proficient) students at their levels of English proficiency and rapidly build their ability to become competent in speaking, comprehending, reading, and writing English so they may achieve their best potential in and out of the classroom. Rice CISD participates in a shared services arrangement with Region III ESC.

Title I Part A – Improving Basic Programs Operated by Local Educational Agencies - Some of the services provided to students include extended year instruction, computer assisted instruction, instructional paraprofessionals/aides, and funds to increase parent involvement activities.

Special Education – This program is funded by local, state, and federal funds. It provides special services for students with disabilities. Programs available for students with disabilities include PPCD (Pre-school Program for Students with Disabilities) – for students 3 – 6 years, Resource, Life Skills, Behavior Adjustment, Inclusion, Speech Therapy, Diagnostic Services, and Counseling Services. In addition to these programs, Occupational/Physical Therapy and assistive devices for the visually impaired, auditory impaired and handicapped students are provided.

Recognizing that the district had an over-representation of minorities in Special Education and a higher percentage of students being served in Special Education than the state average, Yoakum ISD has implemented several new initiatives and worked to strengthen initiatives that were already in place in the district during the last few years.

Special Education staff in the district attended a training session on TAKS Alt at Region III ESC in November of 2010. All staff administering the TAKS ALT completed the required online training module prior to the testing window last year. This year, staff will be required to attend training on the STAAR Alt tests which will begin implementation in the Spring semester 2012.

School Context and Organization Strengths

Over the years the RTI program has proved successful. Although, we are still overidentified in certain areas, we have see an gradual decrease in the number of students in Special Education.

Comprehensive Needs Assessment Data Documentation

The following data were used to verify the comprehensive needs assessment analysis:

Improvement Planning Data

- District goals
- State and federal planning requirements

Accountability Data

- Texas Academic Performance Report (TAPR) data

Student Data: Assessments

- STAAR End-of-Course current and longitudinal results, including all versions
- STAAR released test questions
- Running Records results
- Observation Survey results

Student Data: Student Groups

- Dyslexia data

Student Data: Behavior and Other Indicators

- Annual dropout rate data
- Attendance data
- Discipline records
- Violence and/or violence prevention records
- Tobacco, alcohol, and other drug-use data

Employee Data

- Campus leadership data
- Campus department and/or faculty meeting discussions and data
- Professional development needs assessment data

Parent/Community Data

- Parent engagement rate

Support Systems and Other Data

- Budgets/entitlements and expenditures data





Goals

Goal 1: All Yoakum Junior High students will meet or exceed state assessment standards by the year 2025.

Performance Objective 1: By the spring of 2025, Science STAAR scores will increase by 10%.

Evaluation Data Sources: Results of STAAR test.

Strategy 1 Details	Reviews			
Strategy 1: Provide classroom supplies and materials for daily instruction. Strategy's Expected Result/Impact: Improved engagement and achievement. Staff Responsible for Monitoring: Science teachers, principal	Formative			Summative
	Nov	Jan	Mar	June
Strategy 2 Details	Reviews			
Strategy 2: Analyze prior year's STAAR test to determine weaknesses in both student populations and teaching strategies. Strategy's Expected Result/Impact: STAAR results Staff Responsible for Monitoring: Science teachers	Formative			Summative
	Nov	Jan	Mar	June
Strategy 3 Details	Reviews			
Strategy 3: Analyze 8th grade released test to find areas that need to be emphasized more. Strategy's Expected Result/Impact: STAAR results Staff Responsible for Monitoring: Science Teachers	Formative			Summative
	Nov	Jan	Mar	June
Strategy 4 Details	Reviews			
Strategy 4: Provide staff development for new science teaching strategies. Strategy's Expected Result/Impact: STAAR results Staff Responsible for Monitoring: Principal Science Teachers	Formative			Summative
	Nov	Jan	Mar	June
Strategy 5 Details	Reviews			
Strategy 5: Use daily "bell-ringers" concentrated on STAAR objectives. Strategy's Expected Result/Impact: workbooks, internet Staff Responsible for Monitoring: Science teachers	Formative			Summative
	Nov	Jan	Mar	June





Strategy 6 Details	Reviews			
Strategy 6: Administer 6 weeks tests using DMAC in 6th, 7th, and 8th grades. Strategy's Expected Result/Impact: Results of tests Staff Responsible for Monitoring: Science Teachers Funding Sources: - 199 General Fund - \$127,455, - State Comp Ed (SCE) - \$11,030	Formative			Summative
	Nov	Jan	Mar	June
Strategy 7 Details	Reviews			
Strategy 7: Meet every 6 weeks as a department to ensure vertical alignment. Strategy's Expected Result/Impact: STAAR results Staff Responsible for Monitoring: Principal	Formative			Summative
	Nov	Jan	Mar	June
<div style="display: flex; justify-content: space-around; align-items: center;"> <div style="text-align: center;">  No Progress </div> <div style="text-align: center;">  Accomplished </div> <div style="text-align: center;">  Continue/Modify </div> <div style="text-align: center;">  Discontinue </div> </div>				

Goal 1: All Yoakum Junior High students will meet or exceed state assessment standards by the year 2025.

Performance Objective 2: By the spring of 2025, the number of students passing the social studies STAAR test will increase by 10%

Evaluation Data Sources: Results of STAAR test.

Strategy 1 Details	Reviews			
Strategy 1: Provide classroom supplies and materials for daily instruction. Strategy's Expected Result/Impact: Improved engagement and achievement. Staff Responsible for Monitoring: Social studies teachers, principal	Formative			Summative
	Nov	Jan	Mar	June
Strategy 2 Details	Reviews			
Strategy 2: Analyze prior year's STAAR test to determine weaknesses in both student population (African American, Hispanic, White, Economically disadvantaged, Special Education, ESL, migrant, AT-Risk, 504, and G/T) and teaching strategies. Strategy's Expected Result/Impact: Results of STAAR tests Staff Responsible for Monitoring: Social Studies teachers	Formative			Summative
	Nov	Jan	Mar	June
Strategy 3 Details	Reviews			
Strategy 3: Analyze 8th grade released test to find areas that need to be emphasized more Strategy's Expected Result/Impact: STAAR results Staff Responsible for Monitoring: Social Studies teachers	Formative			Summative
	Nov	Jan	Mar	June
Strategy 4 Details	Reviews			
Strategy 4: Provide staff development for new teaching strategies Strategy's Expected Result/Impact: STAAR results Staff Responsible for Monitoring: Principal, Curriculum director, Social Studies teachers	Formative			Summative
	Nov	Jan	Mar	June
Strategy 5 Details	Reviews			
Strategy 5: Meet every 6 weeks as a department to ensure vertical alignment Strategy's Expected Result/Impact: STAAR results Staff Responsible for Monitoring: Principal Funding Sources: - 199 General Fund - \$134,014, - Title 2 Part A - \$38,987	Formative			Summative
	Nov	Jan	Mar	June

Strategy 6 Details	Reviews			
Strategy 6: Administer 6 weeks test using DMAC Strategy's Expected Result/Impact: results of tests. Staff Responsible for Monitoring: Social Studies teachers Funding Sources: - 199 General Fund - \$134,014, - Title 2 Part A - \$38,987	Formative			Summative
	Nov	Jan	Mar	June
Strategy 7 Details	Reviews			
Strategy 7: Use daily "bell-ringers" concentrated on STAAR objectives. Strategy's Expected Result/Impact: STAAR results Staff Responsible for Monitoring: Social Studies teachers Funding Sources: - 199 General Fund - \$134,014, - Title 2 Part A - \$38,987	Formative			Summative
	Nov	Jan	Mar	June
Strategy 8 Details	Reviews			
Strategy 8: Use Lowman curriculum in 7th and 8th grade with some elements introduced in other grades. Strategy's Expected Result/Impact: Improved STAAR scores Staff Responsible for Monitoring: Social Studies Teachers	Formative			Summative
	Nov	Jan	Mar	June
<div style="display: flex; justify-content: space-around; align-items: center;"> <div style="text-align: center;">  No Progress </div> <div style="text-align: center;">  Accomplished </div> <div style="text-align: center;">  Continue/Modify </div> <div style="text-align: center;">  Discontinue </div> </div>				

Goal 1: All Yoakum Junior High students will meet or exceed state assessment standards by the year 2025.


Performance Objective 3: By the spring of 2025, the number of students passing the ELAR STAAR will increase 10%.


Evaluation Data Sources: STAAR results

Strategy 1 Details	Reviews			
Strategy 1: Provide classroom supplies and materials for daily instruction. Strategy's Expected Result/Impact: Increased engagement and achievement Staff Responsible for Monitoring: ELAR teachers, principal	Formative			Summative
	Nov	Jan	Mar	June
Strategy 2 Details	Reviews			
Strategy 2: Analyze released tests to find areas that need to be emphasized more. Strategy's Expected Result/Impact: results of STAAR test Staff Responsible for Monitoring: ELAR teachers, curriculum director	Formative			Summative
	Nov	Jan	Mar	June
Strategy 3 Details	Reviews			
Strategy 3: Analyze prior year's STAAR test results to determine weaknesses in both student populations(African American, Hispanic, White, Economically disadvantaged, Special Education, ESL, migrant, AT-Risk, 504, and G/T) and teaching strategies Strategy's Expected Result/Impact: STAAR results Staff Responsible for Monitoring: ELAR teachers, curriculum director	Formative			Summative
	Nov	Jan	Mar	June
Strategy 4 Details	Reviews			
Strategy 4: Provide staff development for new teaching strategies Strategy's Expected Result/Impact: STAAR results Staff Responsible for Monitoring: Principal, curriculum director, ELAR teachers	Formative			Summative
	Nov	Jan	Mar	June
Strategy 5 Details	Reviews			
Strategy 5: Meet every 6 weeks as a department to ensure vertical and horizontal alignment. Strategy's Expected Result/Impact: STAAR results Staff Responsible for Monitoring: Principal, teachers Funding Sources: - 199 General Fund - \$102,508, - State Comp Ed (SCE) - \$59,709	Formative			Summative
	Nov	Jan	Mar	June

Strategy 6 Details	Reviews			
Strategy 6: Administer 6 weeks test using DMAC Strategy's Expected Result/Impact: results of tests Staff Responsible for Monitoring: ELAR teachers Funding Sources: - 199 General Fund - \$102,508, - State Comp Ed (SCE) - \$59,709	Formative			Summative
	Nov	Jan	Mar	June
Strategy 7 Details	Reviews			
Strategy 7: Use daily "bell-ringers" concentrated on STAAR objectives Strategy's Expected Result/Impact: STAAR results Staff Responsible for Monitoring: ELAR teachers Funding Sources: - 199 General Fund - \$102,508, - State Comp Ed (SCE) - \$59,709	Formative			Summative
	Nov	Jan	Mar	June
Strategy 8 Details	Reviews			
Strategy 8: Continue using Reading accommodations and strategies for students with dyslexia. Strategy's Expected Result/Impact: STAAR results Staff Responsible for Monitoring: ELAR teachers, M. Zimmerman (RBD teacher)	Formative			Summative
	Nov	Jan	Mar	June
Strategy 9 Details	Reviews			
Strategy 9: Encourage 6th, 7th, and 8th grade student participation in writing contests and spelling bee. Strategy's Expected Result/Impact: Lists of students entering contests. Staff Responsible for Monitoring: ELAR teachers Funding Sources: - 199 General Fund - \$139,618, - State Comp Ed (SCE) - \$6,487	Formative			Summative
	Nov	Jan	Mar	June
Strategy 10 Details	Reviews			
Strategy 10: Hold before-school and recess tutoring for select students. Strategy's Expected Result/Impact: STAAR results Staff Responsible for Monitoring: ELAR teachers	Formative			Summative
	Nov	Jan	Mar	June
Strategy 11 Details	Reviews			
Strategy 11: All students will participate in a ELAR advisory class 30 minutes per week. Strategy's Expected Result/Impact: To increase ELAR understanding and increase ELAR STAAR scores Staff Responsible for Monitoring: all staff	Formative			Summative
	Nov	Jan	Mar	June

 No Progress

 Accomplished

 Continue/Modify





 Discontinue

Goal 1: All Yoakum Junior High students will meet or exceed state assessment standards by the year 2025.

Performance Objective 4: By the spring of 2025, the number of students passing the Math STAAR will increase by 10%.

Evaluation Data Sources: Results of STAAR test





Strategy 1 Details	Reviews			
Strategy 1: Provide classroom supplies and materials for daily instruction. Strategy's Expected Result/Impact: Increased engagement and achievement Staff Responsible for Monitoring: Math teachers, principal	Formative			Summative
	Nov	Jan	Mar	June
Strategy 2 Details	Reviews			
Strategy 2: Analyze released 6th, 7th, and 8th grade STAAR tests to find areas than need to be emphasized more Strategy's Expected Result/Impact: STAAR results Staff Responsible for Monitoring: Math teachers	Formative			Summative
	Nov	Jan	Mar	June
Strategy 3 Details	Reviews			
Strategy 3: Analyze prior year's STAAR results to determine weaknesses in both student populations (African American, Hispanic, White, Economically disadvantaged, Special Education, ESL, migrant, AT-Risk, 504, and G/T) and teaching strategies. Strategy's Expected Result/Impact: STAAR results Staff Responsible for Monitoring: Math teachers, curriculum director	Formative			Summative
	Nov	Jan	Mar	June
Strategy 4 Details	Reviews			
Strategy 4: Provide staff development for new teaching strategies Strategy's Expected Result/Impact: STAAR results Staff Responsible for Monitoring: Principal, curriculum director, math teachers	Formative			Summative
	Nov	Jan	Mar	June
Strategy 5 Details	Reviews			
Strategy 5: Meet every 6 weeks as a department to ensure vertical alignment Strategy's Expected Result/Impact: STAAR results Staff Responsible for Monitoring: Principal, teachers Funding Sources: - 199 General Fund - \$165,673, - State Comp Ed (SCE) - \$64,582	Formative			Summative
	Nov	Jan	Mar	June

Strategy 6 Details	Reviews			
Strategy 6: Use daily "bell-ringers" concentrated on STAAR objectives Strategy's Expected Result/Impact: STAAR results Staff Responsible for Monitoring: Math teachers Funding Sources: - 199 General Fund - \$165,673, - State Comp Ed (SCE) - \$64,582	Formative			Summative
	Nov	Jan	Mar	June
Strategy 7 Details	Reviews			
Strategy 7: All students will participate in a math advisory time for 30 minutes per week. Strategy's Expected Result/Impact: Raise math understanding and Math STAAR scores Staff Responsible for Monitoring: all staff	Formative			Summative
	Nov	Jan	Mar	June
<div style="display: flex; justify-content: space-around; align-items: center;"> <div style="text-align: center;">  No Progress </div> <div style="text-align: center;">  Accomplished </div> <div style="text-align: center;">  Continue/Modify </div> <div style="text-align: center;">  Discontinue </div> </div>				

Goal 1: All Yoakum Junior High students will meet or exceed state assessment standards by the year 2025.

Performance Objective 5: Promote positive Self-Esteem among all student groups

Evaluation Data Sources: Increased pride in school work

Strategy 1 Details	Reviews			
Strategy 1: Display by departments in-school projects by African American, Hispanic, Asian, White, Economically Disadvantaged, Special Education, ESL, Migrant, At-Risk, 504, and G/T students on a regular basis. Strategy's Expected Result/Impact: Projects displayed on bulletin board in hallway Staff Responsible for Monitoring: classroom teachers	Formative			Summative
	Nov	Jan	Mar	June
Strategy 2 Details	Reviews			
Strategy 2: Birthdays announced daily over intercom Strategy's Expected Result/Impact: copy of announcements Staff Responsible for Monitoring: Secretary	Formative			Summative
	Nov	Jan	Mar	June
Strategy 3 Details	Reviews			
Strategy 3: Awards ceremony held at end of school year honoring outstanding students for their accomplishments. Strategy's Expected Result/Impact: Agenda of Awards ceremony. Staff Responsible for Monitoring: Principal, Assistant Principal, Counselor, PEIMS secretary, Computer Teacher	Formative			Summative
	Nov	Jan	Mar	June
Strategy 4 Details	Reviews			
Strategy 4: Continue the monitoring of positive student interaction through the use of a bully-report system Strategy's Expected Result/Impact: Awareness regarding student problems and the resolution of the problems. Staff Responsible for Monitoring: Assistant Principal, counselor	Formative			Summative
	Nov	Jan	Mar	June
Strategy 5 Details	Reviews			
Strategy 5: C.A.R.E. Tickets will be distributed to deserving students to encourage better behavior and responsibility. Staff Responsible for Monitoring: PBIS team	Formative			Summative
	Nov	Jan	Mar	June
<div style="display: flex; justify-content: space-around; align-items: center;"> <div style="text-align: center;">  No Progress </div> <div style="text-align: center;">  Accomplished </div> <div style="text-align: center;">  Continue/Modify </div> <div style="text-align: center;">  Discontinue </div> </div>				


Goal 1: All Yoakum Junior High students will meet or exceed state assessment standards by the year 2025.


Performance Objective 6: Provide Staff Development to Improve All Student Achievement

Evaluation Data Sources: Increased scores on STAAR tests

Strategy 1 Details	Reviews			
Strategy 1: Faculty will attend professional development based on campus needs Strategy's Expected Result/Impact: Certificates of attendance Staff Responsible for Monitoring: Principal, curriculum director	Formative			Summative
	Nov	Jan	Mar	June
Strategy 2 Details	Reviews			
Strategy 2: Provide inservice on DMAC for all staff Strategy's Expected Result/Impact: DMAC TAG system used for 6 weeks tests. Staff Responsible for Monitoring: Curriculum director	Formative			Summative
	Nov	Jan	Mar	June
Strategy 3 Details	Reviews			
Strategy 3: Provide inservice for 504/special education modification implementation for new teachers Strategy's Expected Result/Impact: Sign-in sheets of modifications Staff Responsible for Monitoring: Special Education teachers, Counselor Funding Sources: - 199 General Fund - \$129,247	Formative			Summative
	Nov	Jan	Mar	June
Strategy 4 Details	Reviews			
Strategy 4: Provide inservice on T-Tess for all new employees Strategy's Expected Result/Impact: Sign-in sheet Staff Responsible for Monitoring: Curriculum director, Principal, Assistant Principal	Formative			Summative
	Nov	Jan	Mar	June
Strategy 5 Details	Reviews			
Strategy 5: Technology updates on newly acquired equipment, software, and web-based programs Strategy's Expected Result/Impact: Use of new technology in the classroom Staff Responsible for Monitoring: Technology director	Formative			Summative
	Nov	Jan	Mar	June

 No Progress





 Accomplished

 Continue/Modify

 Discontinue

Goal 1: All Yoakum Junior High students will meet or exceed state assessment standards by the year 2025.





Performance Objective 7: By the spring of 2025, Yoakum Junior High will establish a wellness program for all students.

Strategy 1 Details	Reviews			
Strategy 1: Yoakum Junior High will provide physical education classes Strategy's Expected Result/Impact: Increased level of physical fitness Staff Responsible for Monitoring: Physical Education teachers Funding Sources: - 199 General Fund - \$157,147	Formative			Summative
	Nov	Jan	Mar	June
Strategy 2 Details	Reviews			
Strategy 2: Yoakum Junior High will offer foods of nutritional value through the food service department Strategy's Expected Result/Impact: Lunch menu Staff Responsible for Monitoring: Cafeteria Manager	Formative			Summative
	Nov	Jan	Mar	June
Strategy 3 Details	Reviews			
Strategy 3: Yoakum Junior High School will offer a Health class for high school credit promoting good student nutrition, student abstinence, and warning of drug and alcohol abuse Strategy's Expected Result/Impact: Number of students enrolled in Health class. Staff Responsible for Monitoring: Health teacher Funding Sources: - 199 General Fund - \$6,990	Formative			Summative
	Nov	Jan	Mar	June
Strategy 4 Details	Reviews			
Strategy 4: Yoakum Junior High will offer a Gardening/Nutrition class to encourage self-sustainability. Strategy's Expected Result/Impact: Number of students enrolled in Gardening class. Staff Responsible for Monitoring: Gardening instructor	Formative			Summative
	Nov	Jan	Mar	June
<div style="display: flex; justify-content: space-around; align-items: center;"> <div style="text-align: center;">  No Progress </div> <div style="text-align: center;">  Accomplished </div> <div style="text-align: center;">  Continue/Modify </div> <div style="text-align: center;">  Discontinue </div> </div>				

Goal 1: All Yoakum Junior High students will meet or exceed state assessment standards by the year 2025.

Performance Objective 8: By the spring of 2025, Yoakum Junior High will provide an enrichment curriculum for all students.

Strategy 1 Details	Reviews			
Strategy 1: Provide materials for student engagement and instruction of beginning skills Strategy's Expected Result/Impact: Number of students enrolled in Fine Arts Staff Responsible for Monitoring: Art teacher, band director Funding Sources: - 199 General Fund - \$99,699	Formative			Summative
	Nov	Jan	Mar	June
Strategy 2 Details	Reviews			
Strategy 2: Fine Arts classes will use multimedia in classrooms Strategy's Expected Result/Impact: Student/teacher evaluation of material. Staff Responsible for Monitoring: Art teacher, band director	Formative			Summative
	Nov	Jan	Mar	June
Strategy 3 Details	Reviews			
Strategy 3: In-school display of student accomplishments--Art exhibit, band concerts, shop projects, and class projects Strategy's Expected Result/Impact: Public notification of contests/concerts Staff Responsible for Monitoring: Art teacher, band director Funding Sources: - 199 General Fund - \$99,699	Formative			Summative
	Nov	Jan	Mar	June
Strategy 4 Details	Reviews			
Strategy 4: Students will compete in out of district art contest(s) Strategy's Expected Result/Impact: Number of entries in art contest Staff Responsible for Monitoring: Art teacher Funding Sources: - 199 General Fund - \$53,174	Formative			Summative
	Nov	Jan	Mar	June





Strategy 5 Details	Reviews			
Strategy 5: Students will participate in UIL band contests Strategy's Expected Result/Impact: Contest results Staff Responsible for Monitoring: Band director Funding Sources: - 199 General Fund - \$46,525	Formative			Summative
	Nov	Jan	Mar	June
Strategy 6 Details	Reviews			
Strategy 6: Students will participate in UIL contests. Strategy's Expected Result/Impact: Contest results Staff Responsible for Monitoring: Principal, UIL coordinator	Formative			Summative
	Nov	Jan	Mar	June
Strategy 7 Details	Reviews			
Strategy 7: Yoakum Junior High School will build and maintain a student council. Strategy's Expected Result/Impact: Number of students involved in student council Staff Responsible for Monitoring: Student Council Sponsor	Formative			Summative
	Nov	Jan	Mar	June
Strategy 8 Details	Reviews			
Strategy 8: Yoakum Junior High School will sponsor a robotics club through the science and computer departments. Strategy's Expected Result/Impact: number of students involved in robotics club. Staff Responsible for Monitoring: Robotics sponsors	Formative			Summative
	Nov	Jan	Mar	June
Strategy 9 Details	Reviews			
Strategy 9: Yoakum Junior High will initiate a National Junior Honor Society for 7th and 8th grade students. Strategy's Expected Result/Impact: Increased GPA of students Staff Responsible for Monitoring: NJHS Sponsor	Formative			Summative
	Nov	Jan	Mar	June
<div style="display: flex; justify-content: space-around; align-items: center;"> <div style="text-align: center;">  No Progress </div> <div style="text-align: center;">  Accomplished </div> <div style="text-align: center;">  Continue/Modify </div> <div style="text-align: center;">  Discontinue </div> </div>				

Goal 1: All Yoakum Junior High students will meet or exceed state assessment standards by the year 2025.

Performance Objective 9: Promote involvement and open communication between teachers, parents, school, community, and all students.

Evaluation Data Sources: Students and teachers will be better informed of school happenings.





Strategy 1 Details	Reviews			
Strategy 1: School calendar will be kept updated on school website Strategy's Expected Result/Impact: Increase in the number of "hits" to Junior High site Staff Responsible for Monitoring: Principal	Formative			Summative
	Nov	Jan	Mar	June
Strategy 2 Details	Reviews			
Strategy 2: School activities involving all students will be publicized through the media, the YJH website, and Facebook. Strategy's Expected Result/Impact: Promote positive student experience through the publication of student activities Staff Responsible for Monitoring: Principal, Secretary, Assistant Principal, Counselor	Formative			Summative
	Nov	Jan	Mar	June
Strategy 3 Details	Reviews			
Strategy 3: Hold orientation/open house for all students and parents prior to the first day of school. Publicize orientation through local media. Strategy's Expected Result/Impact: Sign in sheets from teachers. Staff Responsible for Monitoring: Principal, Assistant Principal, Counselor	Formative			Summative
	Nov	Jan	Mar	June
Strategy 4 Details	Reviews			
Strategy 4: Use Remind.com to keep parents and students informed of school activities Strategy's Expected Result/Impact: Improved attendance, communication with families, and homework completion. Staff Responsible for Monitoring: Principal, teachers, coaches, band director	Formative			Summative
	Nov	Jan	Mar	June
Strategy 5 Details	Reviews			
Strategy 5: Hold faculty meetings as needed Strategy's Expected Result/Impact: Improved communication for all staff/faculty of upcoming events and opportunities for providing input Staff Responsible for Monitoring: Principal, assistant principal, counselor	Formative			Summative
	Nov	Jan	Mar	June

Strategy 6 Details	Reviews			
Strategy 6: Hold parent/teacher conferences as needed. Strategy's Expected Result/Impact: Parent contact documentation. Staff Responsible for Monitoring: Teachers, Principal, assistant principal, counselor	Formative			Summative
	Nov	Jan	Mar	June
Strategy 7 Details	Reviews			
Strategy 7: Use Blackboard Automated caller to inform parents about upcoming events and absences daily. Strategy's Expected Result/Impact: Parents will be made aware of events at Junior High and also aware that their student is absent from school. Staff Responsible for Monitoring: PEIMS secretary	Formative			Summative
	Nov	Jan	Mar	June
Strategy 8 Details	Reviews			
Strategy 8: Increase awareness of Parent Portal and of setting parent expectations within the portal. Strategy's Expected Result/Impact: Parents can immediately address grades that fall below their set expectations. Staff Responsible for Monitoring: D. Brandt (PEIMS)	Formative			Summative
	Nov	Jan	Mar	June
<div style="display: flex; justify-content: space-around; align-items: center;"> <div style="text-align: center;">  No Progress </div> <div style="text-align: center;">  Accomplished </div> <div style="text-align: center;">  Continue/Modify </div> <div style="text-align: center;">  Discontinue </div> </div>				

Goal 1: All Yoakum Junior High students will meet or exceed state assessment standards by the year 2025.

Performance Objective 10: Monitor progress of all at-risk students

Evaluation Data Sources: Results of STAAR tests

Strategy 1 Details	Reviews			
<p>Strategy 1: Provide instructional services and programs to at-risk population through SCE program Strategy's Expected Result/Impact: Increase in number of students passing STAAR test. Staff Responsible for Monitoring: Principal, counselor, teachers Funding Sources: - State Comp Ed (SCE) - \$223,122</p>	Formative			Summative
	Nov	Jan	Mar	June
Strategy 2 Details	Reviews			
<p>Strategy 2: Offer extra assistance to at-risk population through the GCS lab and tutorials (morning and afternoon) Strategy's Expected Result/Impact: Increase in number of students passing STAAR test. Staff Responsible for Monitoring: GCS teachers and aides, Principal, classroom teachers, counselor. Funding Sources: - State Comp Ed (SCE) - \$223,122</p>	Formative			Summative
	Nov	Jan	Mar	June
<div style="display: flex; justify-content: space-around; align-items: center;"> <div style="text-align: center;">  No Progress </div> <div style="text-align: center;">  Accomplished </div> <div style="text-align: center;">  Continue/Modify </div> <div style="text-align: center;">  Discontinue </div> </div>				





Goal 1: All Yoakum Junior High students will meet or exceed state assessment standards by the year 2025.

Performance Objective 11: Promote a safe school environment

Evaluation Data Sources: Fewer discipline incidents school-wide.

Strategy 1 Details	Reviews			
Strategy 1: Continue no-locker concept Strategy's Expected Result/Impact: record of fewer hall incidents Staff Responsible for Monitoring: Assistant principal	Formative			Summative
	Nov	Jan	Mar	June
Strategy 2 Details	Reviews			
Strategy 2: Only clear or mesh backpacks allowed Strategy's Expected Result/Impact: Fewer incidents with illegal items brought to campus Staff Responsible for Monitoring: Assistant Principal	Formative			Summative
	Nov	Jan	Mar	June
Strategy 3 Details	Reviews			
Strategy 3: Update/revise/enforce dress code Strategy's Expected Result/Impact: Fewer classroom distractions due to clothing/grooming Staff Responsible for Monitoring: All staff and faculty	Formative			Summative
	Nov	Jan	Mar	June
Strategy 4 Details	Reviews			
Strategy 4: Continue concept of drug-free school and communities, including visits by drug dog Strategy's Expected Result/Impact: Decrease in drug related referrals Staff Responsible for Monitoring: Assistant Principal, Principal	Formative			Summative
	Nov	Jan	Mar	June
Strategy 5 Details	Reviews			
Strategy 5: Use fire drills and lock-down drills Strategy's Expected Result/Impact: Compliance to safety regulations Staff Responsible for Monitoring: Principal	Formative			Summative
	Nov	Jan	Mar	June

Strategy 6 Details	Reviews			
Strategy 6: Bullying prevention meeting and training through Eduhero Strategy's Expected Result/Impact: Fewer incidences of bullying reported Staff Responsible for Monitoring: Counselor	Formative			Summative
	Nov	Jan	Mar	June
Strategy 7 Details	Reviews			
Strategy 7: Keep all classroom doors locked throughout the school day. Strategy's Expected Result/Impact: Doors are locked and students and classrooms are more secure. Staff Responsible for Monitoring: All staff	Formative			Summative
	Nov	Jan	Mar	June
Strategy 8 Details	Reviews			
Strategy 8: Continue to use Ascender software to record and manage student behavior Strategy's Expected Result/Impact: Efficient communication of discipline issues and reliable record keeping Staff Responsible for Monitoring: Principal, Assistant Principal, Special Programs Coordinator	Formative			Summative
	Nov	Jan	Mar	June
Strategy 9 Details	Reviews			
Strategy 9: Keep all exterior doors locked except for main entrance to the office. Strategy's Expected Result/Impact: School buildings are more secure Staff Responsible for Monitoring: All Staff	Formative			Summative
	Nov	Jan	Mar	June
Strategy 10 Details	Reviews			
Strategy 10: Utilize cameras throughout the campus to monitor activity Strategy's Expected Result/Impact: Discipline incidents will decrease. Staff Responsible for Monitoring: Assistant Principal	Formative			Summative
	Nov	Jan	Mar	June
Strategy 11 Details	Reviews			
Strategy 11: Utilize Vape detectors to monitor and deter vape use and possession Strategy's Expected Result/Impact: Reduced incidents of vape use and possession Staff Responsible for Monitoring: administration	Formative			Summative
	Nov	Jan	Mar	June
Strategy 12 Details	Reviews			
Strategy 12: Staff will be have trainings on youth suicide, procedures for identifying sexual abuse, sex trafficking, and trauma informed care policies. These will be done through eduhero and staff trainings. Strategy's Expected Result/Impact: Increased awareness and improved student safety Staff Responsible for Monitoring: counselor	Formative			Summative
	Nov	Jan	Mar	June





Strategy 13 Details	Reviews			
Strategy 13: Use Raptor technology to do background checks on all visitors before entering building. Strategy's Expected Result/Impact: Increased student safety Staff Responsible for Monitoring: front desk personnel and administration	Formative			Summative
	Nov	Jan	Mar	June
<div style="display: flex; justify-content: space-around; align-items: center;"> <div style="text-align: center;">  No Progress </div> <div style="text-align: center;">  Accomplished </div> <div style="text-align: center;">  Continue/Modify </div> <div style="text-align: center;">  Discontinue </div> </div>				

Goal 1: All Yoakum Junior High students will meet or exceed state assessment standards by the year 2025.

Performance Objective 12: Monitor the progress of all special population students at Yoakum Junior High.

Evaluation Data Sources: Results of STAAR tests





Strategy 1 Details	Reviews			
Strategy 1: Continue to provide enrichment activities for identified G/T students. Strategy's Expected Result/Impact: 100% of G/T students will master all objectives in reading, math, and writing. Staff Responsible for Monitoring: G/T teachers Funding Sources: - 199 General Fund - \$16,759	Formative			Summative
	Nov	Jan	Mar	June
Strategy 2 Details	Reviews			
Strategy 2: Continue to assign EB students to a certified ESL teacher in English class Strategy's Expected Result/Impact: Pass RPTE in 2025 Staff Responsible for Monitoring: Counselor	Formative			Summative
	Nov	Jan	Mar	June
Strategy 3 Details	Reviews			
Strategy 3: Provide materials for instruction and continue to monitor EB student grades Strategy's Expected Result/Impact: Report Cards Staff Responsible for Monitoring: ESL teachers, Counselor, LPAC committee	Formative			Summative
	Nov	Jan	Mar	June
Strategy 4 Details	Reviews			
Strategy 4: Provide the regular education teacher with materials, instructional support, and parent contact for students who are not being successful in the regular classroom with modifications Strategy's Expected Result/Impact: Special Education students will show progress on STAAR tests Staff Responsible for Monitoring: Special Education teachers Funding Sources: - 199 General Fund - \$148,969	Formative			Summative
	Nov	Jan	Mar	June

Strategy 5 Details	Reviews			
Strategy 5: Utilize Reading strategies and accommodations to help students with Dyslexia. Strategy's Expected Result/Impact: Pre-test and Post-test Staff Responsible for Monitoring: Dyslexia teacher Funding Sources: - 199 General Fund - \$5,504	Formative			Summative
	Nov	Jan	Mar	June
Strategy 6 Details	Reviews			
Strategy 6: Continue to provide support services to 504 students Strategy's Expected Result/Impact: Report cards Staff Responsible for Monitoring: Counselor, Dyslexia teacher, nurse	Formative			Summative
	Nov	Jan	Mar	June
<div style="display: flex; justify-content: space-around; align-items: center;"> <div style="text-align: center;">  No Progress </div> <div style="text-align: center;">  Accomplished </div> <div style="text-align: center;">  Continue/Modify </div> <div style="text-align: center;">  Discontinue </div> </div>				

Goal 1: All Yoakum Junior High students will meet or exceed state assessment standards by the year 2025.

Performance Objective 13: Yoakum Junior High will maintain a dropout rate of 0% and achieve 97% attendance rates for all student group populations.





Evaluation Data Sources: Greater attendance which will result in fewer lost hours of classroom learning.

Strategy 1 Details	Reviews			
<p>Strategy 1: African-American, Hispanic, White, Economically Disadvantaged, Special Education, ESL, migrant, At-Risk, 504, and G/T students with absentee problems will receive increased home visits/phone calls/letters from the administration and faculty, parent meetings, and use of Dewitt/Lavaca truancy prevention program.</p> <p>Strategy's Expected Result/Impact: Increase yearly attendance rate.</p> <p>Staff Responsible for Monitoring: PEIMS secretary, Assistant Principal, Counselor</p>	Formative			Summative
	Nov	Jan	Mar	June
Strategy 2 Details	Reviews			
<p>Strategy 2: Students with perfect attendance each 6 weeks will be listed in the local newspaper</p> <p>Strategy's Expected Result/Impact: Increase yearly attendance rate</p> <p>Staff Responsible for Monitoring: Secretary</p>	Formative			Summative
	Nov	Jan	Mar	June
Strategy 3 Details	Reviews			
<p>Strategy 3: Yoakum Junior High will offer career and technology classes</p> <p>Strategy's Expected Result/Impact: Increase yearly attendance rate.</p> <p>Staff Responsible for Monitoring: Shop teacher, Computer teacher, Gardening teacher</p> <p>Funding Sources: - 199 General Fund - \$95,376</p>	Formative			Summative
	Nov	Jan	Mar	June
<div style="display: flex; justify-content: space-around; align-items: center;"> <div style="text-align: center;">  No Progress </div> <div style="text-align: center;">  Accomplished </div> <div style="text-align: center;">  Continue/Modify </div> <div style="text-align: center;">  Discontinue </div> </div>				

Goal 1: All Yoakum Junior High students will meet or exceed state assessment standards by the year 2025.

Performance Objective 14: Yoakum Junior High will continue to increase the use of technology throughout the curriculum each year

Evaluation Data Sources: Increasing technology in the classroom will result in better student engagement.

Strategy 1 Details	Reviews			
Strategy 1: Align TEKS and STAAR: incorporate technology into all subject areas Strategy's Expected Result/Impact: Improved STAAR scores Staff Responsible for Monitoring: YJH staff	Formative			Summative
	Nov	Jan	Mar	June
Strategy 2 Details	Reviews			
Strategy 2: Continue implementation of technology Apps classes and update as necessary Strategy's Expected Result/Impact: Increases use and mastery of software programs by students for school lessons/ projects. Staff Responsible for Monitoring: Technology teacher Funding Sources: - 199 General Fund - \$35,717	Formative			Summative
	Nov	Jan	Mar	June
Strategy 3 Details	Reviews			
Strategy 3: Teachers will use multimedia presentations in their classroom instruction Strategy's Expected Result/Impact: presentations in the classroom; lesson plans Staff Responsible for Monitoring: YJH staff	Formative			Summative
	Nov	Jan	Mar	June
Strategy 4 Details	Reviews			
Strategy 4: Provide staff development for technology applications Strategy's Expected Result/Impact: Student and teacher projects Staff Responsible for Monitoring: Technology teacher; technology director	Formative			Summative
	Nov	Jan	Mar	June
<div style="display: flex; justify-content: space-around; align-items: center;"> <div style="text-align: center;">  No Progress </div> <div style="text-align: center;">  Accomplished </div> <div style="text-align: center;">  Continue/Modify </div> <div style="text-align: center;">  Discontinue </div> </div>				

Campus Funding Summary

199 General Fund					
Goal	Objective	Strategy	Resources Needed	Account Code	Amount
1	1	6			\$127,455.00
1	2	5			\$134,014.00
1	2	6			\$134,014.00
1	2	7			\$134,014.00
1	3	5			\$102,508.00
1	3	6			\$102,508.00
1	3	7			\$102,508.00
1	3	9			\$139,618.00
1	4	5			\$165,673.00
1	4	6			\$165,673.00
1	6	3			\$129,247.00
1	7	1			\$157,147.00
1	7	3			\$6,990.00
1	8	1			\$99,699.00
1	8	3			\$99,699.00
1	8	4			\$53,174.00
1	8	5			\$46,525.00
1	12	1			\$16,759.00
1	12	4			\$148,969.00
1	12	5			\$5,504.00
1	13	3			\$95,376.00
1	14	2			\$35,717.00
Sub-Total					\$2,202,791.00
State Comp Ed (SCE)					
Goal	Objective	Strategy	Resources Needed	Account Code	Amount
1	1	6			\$11,030.00

State Comp Ed (SCE)					
Goal	Objective	Strategy	Resources Needed	Account Code	Amount
1	3	5			\$59,709.00
1	3	6			\$59,709.00
1	3	7			\$59,709.00
1	3	9			\$6,487.00
1	4	5			\$64,582.00
1	4	6			\$64,582.00
1	10	1			\$223,122.00
1	10	2			\$223,122.00
Sub-Total					\$772,052.00
Title 2 Part A					
Goal	Objective	Strategy	Resources Needed	Account Code	Amount
1	2	5			\$38,987.00
1	2	6			\$38,987.00
1	2	7			\$38,987.00
Sub-Total					\$116,961.00