

INTENT- AO1-A04
 To be introduced to a variety of learning experiences, which encourage the development of skills through the use of appropriate media, processes, techniques and technologies relevant to their chosen title(s) and related area(s) of study.
 To show knowledge, understanding and skills in the development of their personal work informed by first-hand experiences and appropriate secondary sources.
 To develop their ideas through investigations informed by selecting and critically analysing sources.

The bigger picture:
 Links of this SOL to other departments and the broader school ethos.

**Bilton School Planning for Progress over Time
 Programme of Study 2024/25**

AO1: Develop ideas through investigations, demonstrating critical understanding of sources.
AO2: Refine work by exploring ideas, selecting and experimenting with appropriate media, materials, techniques and processes.
AO3: Record ideas, observations and insights relevant to intentions as work progresses.
AO4: Present a personal and meaningful response that realises intentions and demonstrates understanding of visual language.

IMPLEMENTATION

	Term 1	Term 2	Term 3	Term 4	Term 5	Term 6
	<p>AO1: Develop ideas through investigations, demonstrating critical understanding of sources. AO2: Refine work by exploring ideas, selecting and experimenting with appropriate media, materials, techniques and processes. AO3: Record ideas, observations</p>	<p>AO1: Develop ideas through investigations, demonstrating critical understanding of sources. AO2: Refine work by exploring ideas, selecting and experimenting with appropriate media, materials, techniques and processes. AO3: Record ideas, observations</p>	<p>AO1: Develop ideas through investigations, demonstrating critical understanding of sources. AO2: Refine work by exploring ideas, selecting and experimenting with appropriate media, materials, techniques and processes. AO3: Record ideas, observations</p>	<p>AO1: Develop ideas through investigations, demonstrating critical understanding of sources. AO2: Refine work by exploring ideas, selecting and experimenting with appropriate media, materials, techniques and processes. AO3: Record ideas, observations</p>	<p>AO1: Develop ideas through investigations, demonstrating critical understanding of sources. AO2: Refine work by exploring ideas, selecting and experimenting with appropriate media, materials, techniques and processes. AO3: Record ideas, observations and insights relevant to intentions as work progresses. AO4: Present a personal and meaningful response that realises intentions and demonstrates understanding of visual language.</p>	<p>AO1: Develop ideas through investigations, demonstrating critical understanding of sources. AO2: Refine work by exploring ideas, selecting and experimenting with appropriate media, materials, techniques and processes. AO3: Record ideas, observations and insights relevant to intentions as work progresses. AO4: Present a personal and meaningful response that realises intentions and demonstrates understanding of visual language.</p>
KS4	Week 1 Week 2 Week 3 Week 4 Week 5 Week 6 Week 7 Week 8	Week 9 Week 10 Week 11 Week 12 Week 13 Week 14 Week 15	Week 16 Week 17 Week 18 Week 19 Week 20 Week 21	Week 22 Week 23 Week 24 Week 25 Week 26 Week 27	Week 28 Week 29 Week 30 Week 31 Week 32 Week 33	Week 34 Week 35 Week 36 Week 37 Week 38 Week 39 Week 40
Year 10 Photograph	<p>Title page, Mind Map, Analysed Collage, Initial statement of intent - Photographer 1 response - technical skill, analysis, editing, demonstrating critical understanding of sources</p> <p>photographer 1 response - technical skill, analysis, editing, analysis, editing, demonstrating critical understanding of sources</p> <p>2nd response - technical skill, analysis, editing, demonstrating critical understanding of sources</p> <p>2nd refined response - technical skill, analysis, editing, demonstrating critical understanding of sources</p> <p>3rd response - technical skill, analysis, editing, demonstrating critical understanding of sources</p> <p>3rd refined response - technical skill, analysis, editing, demonstrating critical understanding of sources</p> <p>personal shoot1, refine and develop ideas and technical skill</p>	<p>Developed Personal shoot1, refine and develop ideas and technical skill</p> <p>Personal shoot2, refine and develop ideas and technical skill</p> <p>Developed Personal shoot2, refine and develop ideas and technical skill</p> <p>photographer 4 response - technical skill, analysis, editing, demonstrating critical understanding of sources</p> <p>developed photographer 4 response - technical skill, analysis, editing, demonstrating critical understanding of sources</p> <p>Personal shoot3, refine and develop ideas and technical skill</p> <p>Developed Personal shoot3, refine and develop ideas and technical skill</p>	<p>Personal shoot4, refine and develop ideas and technical skill</p> <p>Developed Personal shoot4, refine and develop ideas and technical skill</p> <p>photographer 5 response - technical skill, analysis, editing, demonstrating critical understanding of sources</p> <p>developed photographer 5 response - technical skill, analysis, editing, demonstrating critical understanding of sources</p> <p>Personal shoot5, refine and develop ideas and technical skill</p> <p>Personal shoot5, refine and develop ideas and technical skill</p>	<p>Developed Personal shoot5, refine and develop ideas and technical skill</p> <p>Developed Personal shoot5, refine and develop ideas and technical skill</p> <p>Developed Personal shoot5, refine and develop ideas and technical skill</p> <p>Developed Personal shoot5, refine and develop ideas and technical skill</p> <p>Developed Personal shoot5, refine and develop ideas and technical skill</p>	<p>Refine and develop work by exploring ideas, selecting and experimenting with appropriate media, materials, techniques and processes.</p> <p>Refine and develop work by exploring ideas, selecting and experimenting with appropriate media, materials, techniques and processes.</p> <p>Refine and develop work by exploring ideas, selecting and experimenting with appropriate media, materials, techniques and processes.</p> <p>Concluding shoot-personal and meaningful response that realises intentions and demonstrates understanding of visual language.</p> <p>Concluding shoot-personal and meaningful response that realises intentions and demonstrates understanding of visual language.</p> <p>Concluding shoot/Evaluation/Mount final piece</p>	<p>Mount final piece and present a personal response</p> <p>Mount final pieces and present a personal response</p> <p>Coursework updates - refine and develop work - key assessment objectives to be devalued - marks higher</p> <p>Coursework updates - refine and develop work - key assessment objectives to be devalued - marks higher</p> <p>Coursework updates - refine and develop work - key assessment objectives to be devalued - marks higher</p> <p>Coursework updates - refine and develop work - key assessment objectives to be devalued - marks higher</p> <p>Coursework updates - refine and develop work - key assessment objectives to be devalued - marks higher</p>
Progress and assessment	<p>Two or three FAR pieces per year group.</p> <p>Self and peer assessment</p> <p>Baseline Assessment - work to date - formal elements/key skills and techniques</p> <p>Work marked and moderated in line with departments termly overview and schools data collection - marks on SIMS and on sketchbook assessment sheets</p> <p>Work is always marked as a whole against assessment objectives, not on individual pieces</p>	<p>Two or three FAR pieces per year group.</p> <p>Self and peer assessment</p> <p>Baseline Assessment - work to date - formal elements/key skills and techniques</p> <p>Work marked and moderated in line with departments termly overview and schools data collection - marks on SIMS and on sketchbook assessment sheets</p> <p>Work is always marked as a whole against assessment objectives, not on individual pieces</p>	<p>Two or three FAR pieces per year group.</p> <p>Self and peer assessment</p> <p>Baseline Assessment - work to date - formal elements/key skills and techniques</p> <p>Work marked and moderated in line with departments termly overview and schools data collection - marks on SIMS and on sketchbook assessment sheets</p> <p>Work is always marked as a whole against assessment objectives, not on individual pieces</p>	<p>Two or three FAR pieces per year group.</p> <p>Self and peer assessment</p> <p>Baseline Assessment - work to date - formal elements/key skills and techniques</p> <p>Work marked and moderated in line with departments termly overview and schools data collection - marks on SIMS and on sketchbook assessment sheets</p> <p>Work is always marked as a whole against assessment objectives, not on individual pieces</p>	<p>Two or three FAR pieces per year group.</p> <p>Self and peer assessment</p> <p>Baseline Assessment - work to date - formal elements/key skills and techniques</p> <p>Work marked and moderated in line with departments termly overview and schools data collection - marks on SIMS and on sketchbook assessment sheets</p> <p>Work is always marked as a whole against assessment objectives, not on individual pieces</p>	<p>Two or three FAR pieces per year group.</p> <p>Self and peer assessment</p> <p>Baseline Assessment - work to date - formal elements/key skills and techniques</p> <p>Work marked and moderated in line with departments termly overview and schools data collection - marks on SIMS and on sketchbook assessment sheets</p> <p>Work is always marked as a whole against assessment objectives, not on individual pieces</p>

British Values

AO1/3 Links with **Diversity**, **Society**

Students are required to develop knowledge, understanding and skills relevant to their chosen title through integrated practical, critical and contextual study that encourages direct engagement with original works and practice.

Recognise, appreciate and respect artistic works made in all forms and mediums

Tolerance and respect for art works from different societies, traditions and cultures

Recognise that artistic production is a medium of self expression

Respect for work they may not like

Individual Liberty - In art lessons, students are encouraged to develop their individual creative responses, informed and inspired by the world around them. Students are actively encouraged to make creative decisions, aware that they are in a supportive environment. Students are encouraged to express their opinions on art and design, critiquing work by artists as well as their peers, whilst respecting the opinions of people around them.


Mutual Respect - Students regularly discuss the work of their peers as well as other artists in lessons. They are taught how to talk about other students' work, demonstrating kindness and empathy, in order to build a 'safe' and open environment, founded on mutual respect. They are taught how to provide each other with constructive criticism to help each other to make progress, without negative judgement.

Democracy - In the art room, students are taught to respect each other's rights to have a say.

Rule of Law - Students are taught to respect each other and the workspace they are in. We instil a sense of responsibility

Diversity: Developing their understanding and appreciation of diversity. Students study a wide range of artists and personal projects, for example 'Identity'. This also links to **British values** as students are able to express their opinions on beliefs and cultures if their chosen project reflects this

Links to C&C OVERVIEW - **Beliefs and Culture** as seen through some students personal projects. Some students may also cover religion and **Cultural respect:** Celebrating what we have in common and promoting respect for the different protected characteristics as defined in law



Recognise, appreciate and respect artistic works made in all forms and mediums

Tolerance and respect for art works from different societies, traditions and cultures

Recognise that artistic production is a medium of self expression


Diversity: Developing their understanding and appreciation of diversity. Students study a wide range of artists and personal projects, for example 'Identity'. This also links to **British values** as students are able to express their opinions on beliefs and cultures if their chosen project reflects this

Links to C&C OVERVIEW - **Democratic Britain.** Some students choose to look at politics within their personal projects.

Recognise, appreciate and respect artistic works made in all forms and mediums

Tolerance and respect for art works from different societies, traditions and cultures

Recognise that artistic production is a medium of self expression




Links to C&C OVERVIEW - **Relationships and Me** – Some students choose to look at relationships within their personal projects.



Recognise, appreciate and respect artistic works made in all forms and mediums

Tolerance and respect for art works from different societies, traditions and cultures

Recognise that artistic production is a medium of self expression



Links to C&C OVERVIEW - **Community Issues** – some students will choose to look at social issues within their personal projects



Recognise, appreciate and respect artistic works made in all forms and mediums

Tolerance and respect for art works from different societies, traditions and cultures

Recognise that artistic production is a medium of self expression



Society: Equipping them to be responsible, respectful, active citizens who contribute positively to society

Bringing their projects together and displaying as a final piece. Work will be presented in an exhibition format either online celebration – school website/twitter and at the end of their studies through a physical exhibition.

Links to C&C Overview - **Taking Care of Myself** – some students will choose to look at mental health for examples in their personal projects



	<p>and cost, communicating to students that the materials and equipment needs to be respectfully used and returned at the end of each lesson, without damage. Students are taught that the creative arts can be an amazing career to give them a sense of identity and that it helps them to respect other people in the world, no matter what their background.</p>					
<p>Homework <i>(ensure that this is NOT stand alone, but clearly advances or embeds knowledge and understanding)</i></p>	<p>3 hours of homework per week – homework is always an extension of the work produced in class that week and/or preparing for next week's task – all homework is part of the project and students coursework – 60% of final grade so extends and consolidates learning. See SoL and PLCs for further detail.</p>	<p>3 hours of homework per week – homework is always an extension of the work produced in class that week and/or preparing for next week's task – all homework is part of the project and students coursework – 60% of final grade so extends and consolidates learning. See SoL and PLCs for further detail.</p>	<p>3 hours of homework per week – homework is always an extension of the work produced in class that week and/or preparing for next week's task – all homework is part of the project and students coursework – 60% of final grade so extends and consolidates learning. See SoL and PLCs for further detail.</p>	<p>3 hours of homework per week – homework is always an extension of the work produced in class that week and/or preparing for next week's task – all homework is part of the project and students coursework – 60% of final grade so extends and consolidates learning. See SoL and PLCs for further detail.</p>	<p>3 hours of homework per week – homework is always an extension of the work produced in class that week and/or preparing for next week's task – all homework is part of the project and students coursework – 60% of final grade so extends and consolidates learning. See SoL and PLCs for further detail.</p>	<p>3 hours of homework per week – homework is always an extension of the work produced in class that week and/or preparing for next week's task – all homework is part of the project and students coursework – 60% of final grade so extends and consolidates learning. See SoL and PLCs for further detail.</p>
<p>Key Vocabulary/literacy opportunities including reading</p>	<p>Tier 3 Specialist Vocabulary:</p> <ul style="list-style-type: none"> Aperture Shutter speed White balance ISO Lighting Perspective Editing Depth of field Composition Tone Texture Line Shape Form <p>Tier 2 Academic Vocabulary:</p> <ul style="list-style-type: none"> Technique Proficiency Materials Media Analyse Evaluate Develop Refine Record Experiment Personal Meaningful Response Visual language <p>Reciprocal and guided reading throughout</p> <p>Write accurately and critically in evaluating own and others work</p> <p>Reading for meaning and understanding (artists work) when following detailed written guidance</p>	<p>Tier 3 Specialist Vocabulary:</p> <ul style="list-style-type: none"> Aperture Shutter speed White balance ISO Lighting Perspective Editing Depth of field Composition Tone Texture Line Shape Form <p>Tier 2 Academic Vocabulary:</p> <ul style="list-style-type: none"> Technique Proficiency Materials Media Analyse Evaluate Develop Refine Record Experiment Personal Meaningful Response Visual language <p>Reciprocal and guided reading throughout</p> <p>Write accurately and critically in evaluating own and others work</p> <p>Reading for meaning and understanding (artists work) when following detailed written guidance</p>	<p>Tier 3 Specialist Vocabulary:</p> <ul style="list-style-type: none"> Aperture Shutter speed White balance ISO Lighting Perspective Editing Depth of field Composition Tone Texture Line Shape Form <p>Tier 2 Academic Vocabulary:</p> <ul style="list-style-type: none"> Technique Proficiency Materials Media Analyse Evaluate Develop Refine Record Experiment Personal Meaningful Response Visual language <p>Reciprocal and guided reading throughout</p> <p>Write accurately and critically in evaluating own and others work</p> <p>Reading for meaning and understanding (artists work) when following detailed written guidance</p>	<p>Tier 3 Specialist Vocabulary:</p> <ul style="list-style-type: none"> Aperture Shutter speed White balance ISO Lighting Perspective Editing Depth of field Composition Tone Texture Line Shape Form <p>Tier 2 Academic Vocabulary:</p> <ul style="list-style-type: none"> Technique Proficiency Materials Media Analyse Evaluate Develop Refine Record Experiment Personal Meaningful Response Visual language <p>Reciprocal and guided reading throughout</p> <p>Write accurately and critically in evaluating own and others work</p> <p>Reading for meaning and understanding (artists work) when following detailed written guidance</p>	<p>Tier 3 Specialist Vocabulary:</p> <ul style="list-style-type: none"> Aperture Shutter speed White balance ISO Lighting Perspective Editing Depth of field Composition Tone Texture Line Shape Form <p>Tier 2 Academic Vocabulary:</p> <ul style="list-style-type: none"> Technique Proficiency Materials Media Analyse Evaluate Develop Refine Record Experiment Personal Meaningful Response Visual language <p>Reciprocal and guided reading throughout</p> <p>Write accurately and critically in evaluating own and others work</p> <p>Reading for meaning and understanding (artists work) when following detailed written guidance</p>	<p>Tier 3 Specialist Vocabulary:</p> <ul style="list-style-type: none"> Aperture Shutter speed White balance ISO Lighting Perspective Editing Depth of field Composition Tone Texture Line Shape Form <p>Tier 2 Academic Vocabulary:</p> <ul style="list-style-type: none"> Technique Proficiency Materials Media Analyse Evaluate Develop Refine Record Experiment Personal Meaningful Response Visual language <p>Reciprocal and guided reading throughout</p>
<p>Spiritual, Moral, Social and cultural.</p>	<p>Acceptance of the creative process as an individual journey of self-expression and understanding.</p> <p>Understanding and appreciation of how different artists present their work and express opinions through interaction, imitation and adaptation.</p> <p>Some students will have picked the theme concealment or structure which lends itself to SMSC.</p>	<p>Acceptance of the creative process as an individual journey of self-expression and understanding.</p> <p>Understanding and appreciation of how different artists present their work and express opinions through interaction, imitation and adaptation.</p>	<p>Acceptance of the creative process as an individual journey of self-expression and understanding.</p> <p>Understanding and appreciation of how different artists present their work and express opinions through interaction, imitation and adaptation.</p>	<p>Acceptance of the creative process as an individual journey of self-expression and understanding.</p> <p>Understanding and appreciation of how different artists present their work and express opinions through interaction, imitation and adaptation.</p>	<p>Acceptance of the creative process as an individual journey of self-expression and understanding.</p> <p>Understanding and appreciation of how different artists present their work and express opinions through interaction, imitation and adaptation.</p>	<p>Acceptance of the creative process as an individual journey of self-expression and understanding.</p> <p>Understanding and appreciation of how different artists present their work and express opinions through interaction, imitation and adaptation.</p>

<p>Cultural Capital</p>	<p>Tolerance and respect for art works from different societies traditions and cultures</p> <p>Providing students with the skills and experiences they need to become informed, creative, and culturally aware individuals – Inspire creativity, build confidence, offer recognition, platform to shine!</p>	<p>Tolerance and respect for art works from different societies traditions and cultures</p> <p>Providing students with the skills and experiences they need to become informed, creative, and culturally aware individuals – Inspire creativity, build confidence, offer recognition, platform to shine!</p>	<p>Tolerance and respect for art works from different societies traditions and cultures</p> <p>Providing students with the skills and experiences they need to become informed, creative, and culturally aware individuals – Inspire creativity, build confidence, offer recognition, platform to shine!</p>	<p>Tolerance and respect for art works from different societies traditions and cultures</p> <p>Providing students with the skills and experiences they need to become informed, creative, and culturally aware individuals – Inspire creativity, build confidence, offer recognition, platform to shine!</p>	<p>Tolerance and respect for art works from different societies traditions and cultures</p> <p>Providing students with the skills and experiences they need to become informed, creative, and culturally aware individuals – Inspire creativity, build confidence, offer recognition, platform to shine!</p>	<p>Tolerance and respect for art works from different societies traditions and cultures</p> <p>Providing students with the skills and experiences they need to become informed, creative, and culturally aware individuals – Inspire creativity, build confidence, offer recognition, platform to shine!</p>
<p>IMPACT: Students will be able to measure progress using tracking sheets in sketchbooks. As all assessments will use generic criteria, will be moderated through dept meetings it will be possible to measure progress over time within and across year groups.</p>						
<p>End Point: By the end of year 10 students will know and understand how to use a camera and apply these key skills to ensure they have a sustained project developed in response to a subject, theme, task or brief evidencing the journey from initial engagement with an idea(s) to the realisation of intentions. This will give students the opportunity to demonstrate, through an extended creative response, their ability to draw together different areas of knowledge, skills and/or understanding from the beginning of their course of study. Students will have and be able to show a clear understanding of AO1: Develop ideas through investigations, demonstrating critical understanding of sources. AO2: Refine work by exploring ideas, selecting and experimenting with appropriate media, materials, techniques and processes. AO3: Record ideas, observations and insights relevant to intentions as work progresses. AO4: Present a personal and meaningful response that realises intentions and demonstrates understanding of visual language</p>						