

Springfield 2024-2025

Superintendent's Report

September 23, 2024

#SPSCompassionate&Extraordinary

Springfield Public Schools Vision & Mission

Vision:

Cultivating compassionate and extraordinary learners!

Mission:

Springfield Public Schools will challenge every student through meaningful, engaging experiences — empowering all students to flourish and contribute in an evolving world.

Report Overview

- Welcome 24-25 Student Representative, Sophie Tiger '25
 - Student Representative Report
- Celebrating Accomplishments & Board Agenda Highlights
- District Safety Update
- Welcome our New Director of Technology, Julie Spoerl
- JDHS & Multi Lingual Learners Data Presentation
 - NJGPA Data
 - Graduation Report
 - AP Report
- Presentation, Introducing LAN Associates, the District Architect
- Calendar Reminders

Significant Accomplishments!

- District Re-Registration/Residency Verification
- Transition to Genesis Student Information System
- Introduction of Google Classroom
- Code of Conduct Regulation & Dress Code Regulation
- Starting year with new ELA curriculum, and intensive work on foundations of literacy in grades PK-3
- Critical facilities upgrades:
 - JDHS & FMG Gym
 - JDHS & FMG Bathrooms
 - Electrical Infrastructure for HVAC
 - Field House Phase I

Regulation 5500/5600: Expectations for Student Conduct/ Student Code of Conduct

- Provides a philosophy and framework for ensuring a common language around discipline, consistent consequences, and roles of the students, teachers, and administration
- Aligned to current policies and regulations
- This version was updated based off feedback from Board Members and parents, adding specific language related to inappropriate use of AI and violation of school security practices

District Safety Update


- Camera System
 - Process of system-wide upgrade, added and updated servers
 - Adding over 100 cameras, replacing older cameras
- Alyssa's Law & Share 911
 - All teachers and administrators have ability to alert law enforcement
 - Law enforcement directly alerted in case of emergency
 - Emergency Planning & Communication- Share911 serves as a critical platform
- All of the schools have conducted at least one drill to date, and continually test the system.
- Transition to New Emergency Information for Community- Coming Soon!



NJGPA Results:
Spring 2024 Administration

Springfield Public Schools

2024



NJGPA Overview



- Statute requires the State graduation proficiency assessment to **administered to all grade 11 students.** (N.J.S.A. 18A:7C-6)
- NJGPA is designed to measure the extent to which students are graduation ready in English Language Arts (ELA) and Mathematics.
- Graduation readiness is reported separately for each content component.
- The ELA component is aligned to the grade 10 standards.
- The Mathematics component is aligned to Algebra I and Geometry standards.



Comparison of Springfield Public School's Spring 2024 NJGPA Administration - Percentages



Content Component	2023		2024	
	Graduation Ready, District	Graduation Ready, State	Graduation Ready, District	Graduation Ready, State
English Language Arts (ELA)	84.6	80.5	94.4	81.6
Mathematics	58.4	55.0	58.5	54.7

Total # of Students :156

Total # of students: 176

*The law prohibited the results of the NJGPA field test from being used for a prerequisite for graduating students in the class of 2024



Springfield Public School's Spring 2024 NJGPA School-Level Outcomes English Language Arts Component - Percentages



ELA Component	Not Yet Graduation Ready	Graduation Ready
Total Students (177)	10	167
Female (90)	7	83
Male (87)	3	84
Hispanic/Latino # of Students (46)	6	40
Asian # of Students (10)	1	9
Black/African American # of Students (32)	3	29
White # of Students (83)	0	83
Special Education # of Students (30)	5	25
Economically Disadvantaged # of Students (22)	5	17

- The number of students for reporting is a minimum of 10, as per suppression rules applied to student data to protect student confidentiality.



Springfield Public School's Spring 2024 NJGPA School-Level Outcomes Mathematics Component - Percentages



MATHEMATICS Component	Not Yet Graduation Ready	Graduation Ready
Total Students (176)	73	103
Female (90)	38	52
Male (86)	35	51
Hispanic/Latino # of Students (46)	28	18
Asian # of Students (10)	3	7
Black/African American # of Students (31)	15	16
White # of Students (83)	27	56
Special Education # of Students (30)	21	9
Economically Disadvantaged # of Students (21)	15	6

- The number of students for reporting is a minimum of 10, as per suppression rules applied to student data to protect student confidentiality.





Grade	Entering (Level 1)		Emerging (Level 2)		Developing (Level 3)		Expanding (Level 4)		Bridging (Level 5)		Reaching (Level 6)	
	#	%	#	%	#	%	#	%	#	%	#	%
Grade K 1 student	0	0.00	1	100.0	0	0.0	0	0.0	0	0.0	0	0.0
Grade 1 6 students	2	33.0	2	33.0	2	33.0	0	0.0	0	0.0	0	0.0
Grade 2 6 students	0	0.0	2	33.0	4	67.0	0	0.00	0	0.0	0	0.0
Grade 3 14 students	0	0.0	4	29.0	4	29.0	5	36.0	1	7.0	0	0.0
Grade 4 4 students	0	0.0	1	25.0	1	25.0	1	25.0	1	25.0	0	0.0
Grade 5 5 students	0	0.0	0	0.0	0	0.0	3	60.0	1	20.0	1	20.0
Grade 6 2 students	0	0.0	0	0.0	0	0.0	2	100.0	0	0.0	0	0.0
Grade 7 6 students	0	0.0	3	50.0	1	17.0	2	33.0	0	0.0	0	0.0
Grade 8 4 students	1	25.0	0	0.0	1	25.0	2	50.0	0	0.0	0	0.0
Grade 9 4 students	1	25.0	0	0.0	2	50.0	1	25.0	0	0.0	0	0.0
Grade 10 6 students	0	0.0	1	17.0	4	67.0	1	17.0	0	0.0	0	0.0
Grade 11 5 students	0	0.0	1	20.0	2	40.0	2	40.0	0	0.0	0	0.0
Grade 12 4 students	0	0.0	0	0.0	4	100.0	0	0.0	0	0.0	0	0.0
Total Students (67)	4		15		25		19		3		1	

Key for Scoring

- **Entering** – Knows and uses minimal social language and minimal academic language with visual and graphic support
- **Emerging** – Knows and uses some social English and general academic language with visual and graphic support
- **Developing** – Knows and uses social English and some specific academic language with visual and graphic support
- **Expanding** – Knows and uses social English and some technical academic language
- **Bridging** – Knows and uses social and academic Language working with grade level material
- **Reaching** – Knows and uses social and academic language at the highest level measured by this test

Spring 2024 Statewide Assessment Results:

Dynamic Learning Maps (DLM) - The alternate assessment for students with the most significant intellectual disabilities in English Language Arts, Mathematics, and Science.

The number of students (N size) for reporting is a minimum of 10. Springfield did not meet the minimum.



Jonathan Dayton High School



Graduation Cohort Report - 2024

Class of 2024

1. The total number of students graduating 2024
 - a. Accountable: 146 of 153
 - b. Attending: 138 of 141

1. The number of graduates who met the graduation assessment requirements by:
 - a. Passing a substitute competency test: 52
 - b. The portfolio appeals process: 25
 - c. Meeting alternate requirements specified in their IEPs: 8

1. The number of 12th-grade students who were...
 - a. ...denied graduation: 1
 - b. ...denied graduation solely due to failure to meet the graduation assessment requirements: 0

Class of 2024 cont.

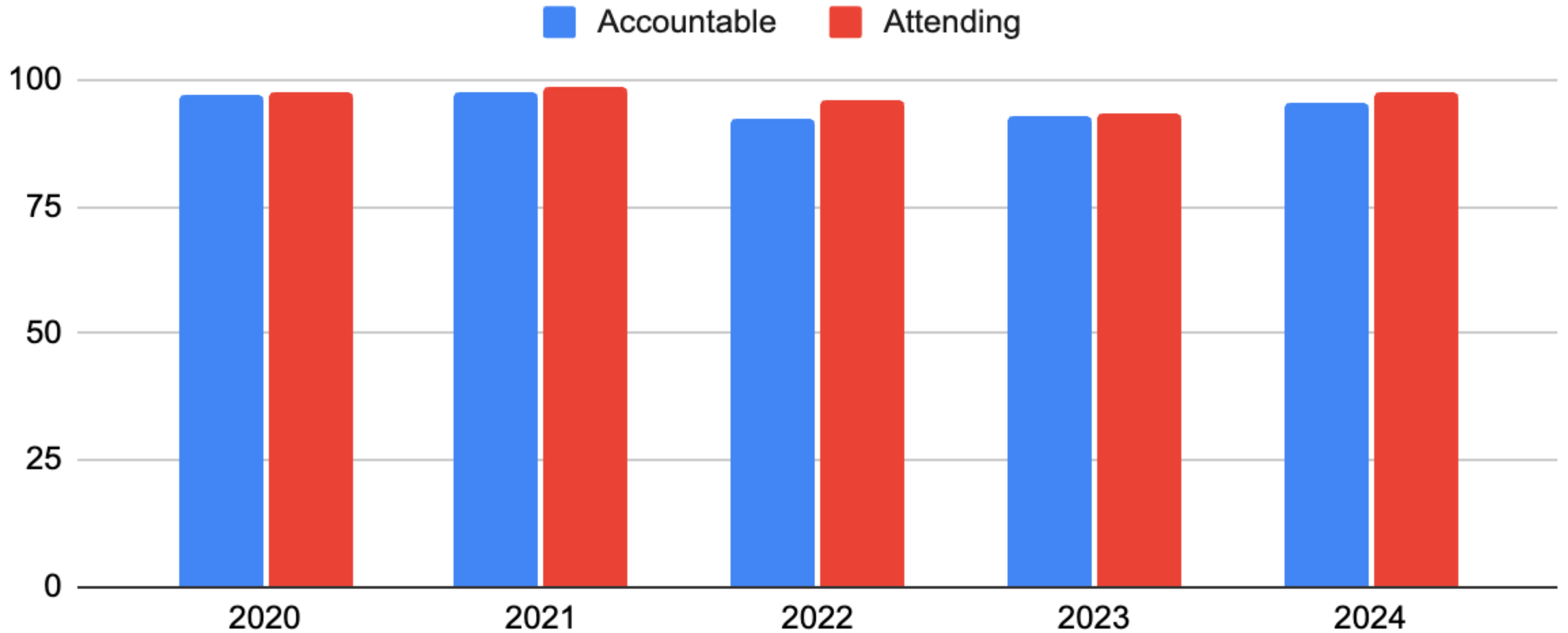
- I. The number of **classified** students who graduated either by meeting state assessment requirements or having alternative requirements as specified by an IEP (Class of 2024, 4 Year Attending): 36
- I. The total number of students **not meeting** the state or local requirements in the four-year time period:
 - a. Attending: 1
 - b. Accountable: 1
- I. The number of students from the Class of 2024 identified via the state metric as dropping out: 1

Graduation Rates for Class of 2024, 2023, 2022

- I. Total Number of Students Graduated
 - a. **4 Year Graduation Totals (Students in the 2024 cohort):**
 - i. Accountable: 146 students of the 153 students graduated (95.5%)
 - ii. Attending: 138 students of the 141 students graduated (97.8%)
 - a. **5 Year Graduation Totals (Students in the 2023 cohort):**
 - i. Accountable: (161) students of (166) students graduated (94%)
 - ii. Attending: (147) students of (150) students graduated (98%)
 - a. **6 Year Graduation Totals (Students in the 2022 cohort):**
 - i. Accountable: (119) students of (121) students graduated (98%)
 - ii. Attending: (107) students of (109) students graduated (98%)

5 Years of JDHS Graduation Rates

Accountable and Attending



Jonathan Dayton High School



AP Exam Performance Report - 2024

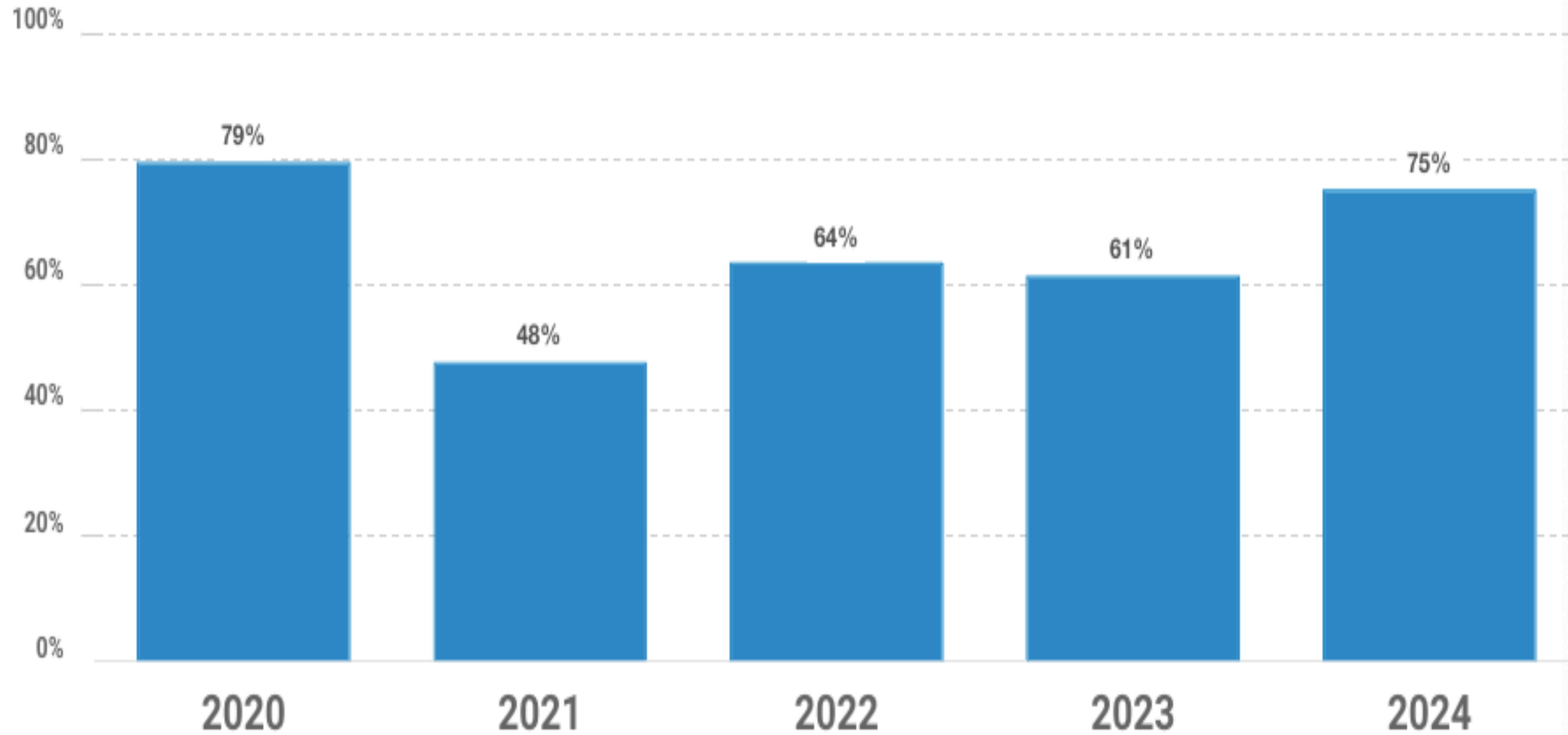
Schoolwide Summary - Over 5 Years

	2020	2021	2022	2023	2024
Total AP Students	185	199	181	210	193
Number of Exams	388	387	362	451	447
AP Students with Scores 3+	147	95	115	129	145
% of Total AP Students with Scores 3+	79.46	47.74	63.54	61.43	75.13





% OF TOTAL AP STUDENTS WITH SCORES 3+



“Success” on an AP Exam is defined as an exam score of 3 or higher, which represents the score point that research finds predictive of college success and college graduation. (<https://scores.collegeboard.org/report/FiveYearSchoolScoreSummary>)

Jonathan Dayton High School AP Scholars

Scholar Summary (Total Students: 73; Average Score: 3.39)

	AP Scholar	AP Scholar with Honor	AP Scholar with Distinction
Number of Scholars	34	12	27
Average Score	2.85	3.53	3.87



JDHS National Merit Commended Scholars!



Congratulations
Jose Cisneros
Ren Verzosa
Emily Roitburt
Noah Baker



SPRINGFIELD PUBLIC SCHOOL DISTRICT

SEPTEMBER 23, 2024

LAN ASSOCIATES



KEY TEAM MEMBERS



**TOM WIGHARD PE,
AIA**

*Project Executive
Architect & Engineer
President*

21 Years of Experience



**IRINA VERKHOVSKAYA
AIA LEED GA**

*Project Manager
Senior Architect*

27 Years of Experience



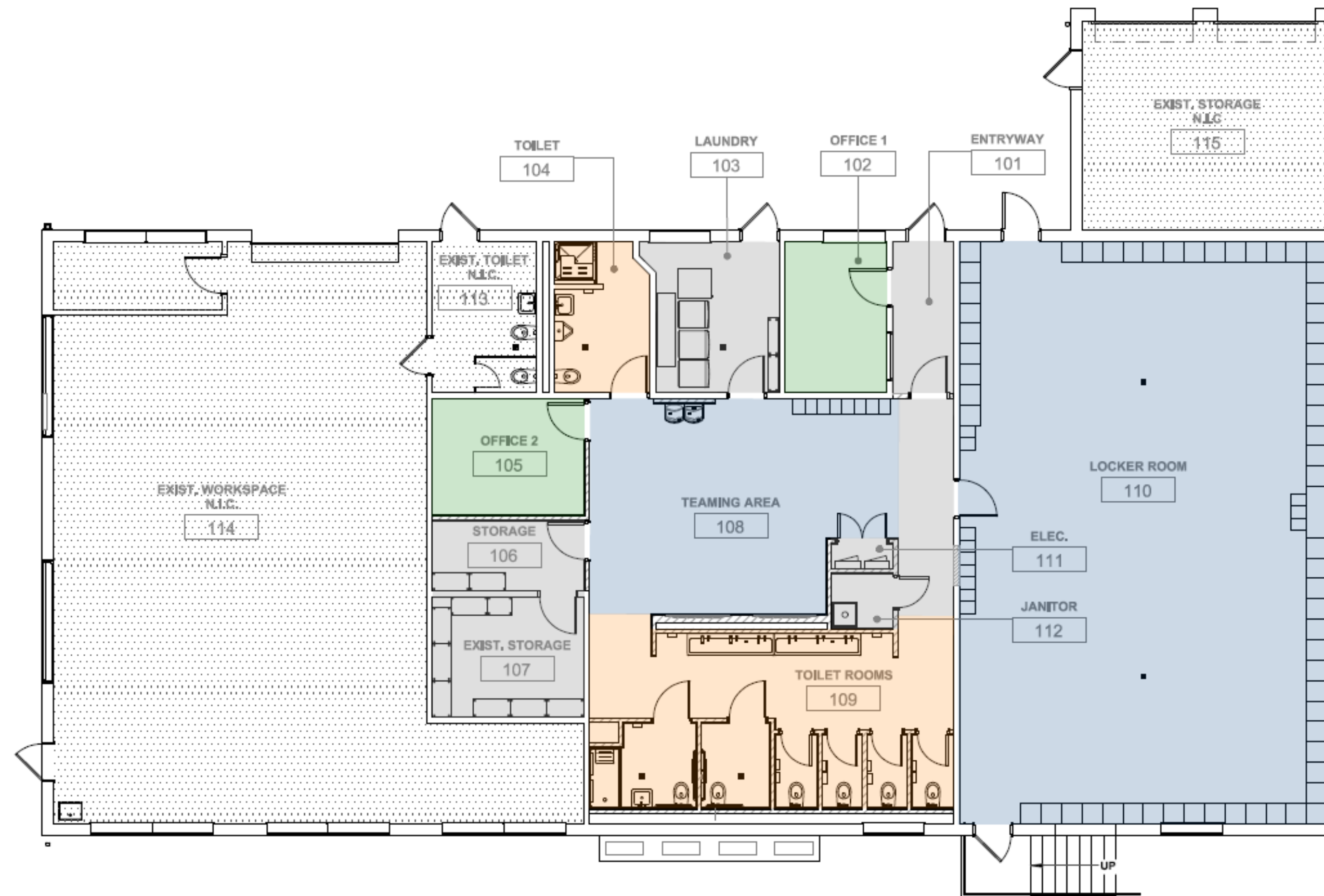
DAVID PEREIRA

Construction Administrator

19 Years of Experience


PROJECT STATUS REPORT

Job #	Project	Status
2.20433.02	Roof Replacement and Repairs at JDHS Field House	Project Complete 08/28/24
2.20433.04	Courtyard Improvements at Edward V. Walton Early Childhood Center	Rebidding Q4 2024. Construction Summer 2025.
2.20433.06	Interior Alterations at High School Field House	Going out to bid 09/27/24. Need to coordinate Electrical Service Upgrade at the HS with the Field House work. The Field House requires more power for the AC. Need info from other design team on schedule.
2.20433.07	Replacement of 1 Hot Water Condensing Boiler at Thelma L. Sandmeier ES	Shelved - going through Direct Install program.
2.20433.08	Replacement of 1 Steam Boiler at James Caldwell ES	Shelved - going through Direct Install program.
2.20433.09	Construction Administration Services for Jonathan Dayton HS	Project is in early construction administration phase with ongoing submittal review and coordination.
2.20433.10	Construction Administration Services for Florence M. Gaudineer MS	Project is in early construction administration phase with ongoing submittal review and coordination.
2.20433.11	Construction Administration Services for James Caldwell ES	Project is in early construction administration phase with ongoing submittal review and coordination.
2.20433.12	Construction Administration Services for Thelma L. Sandmeier ES	Project is in early construction administration phase with ongoing submittal review and coordination.
2.20433.13	Construction Administration Services for Edward V. Walton Early Childhood Center	Project is in early construction administration phase with ongoing submittal review and coordination.
2.20433.14	Conversion of Classroom to Biology Lab at Jonathan Dayton HS	Biology Lab requirements confirmed.
Proposal #24-524	Renovation of Music Room at Florence M. Gaudineer MS	Pending PO.



JONATHAN DAYTON HS FIELDHOUSE
PROPOSED FLOOR PLAN






JONATHAN DAYTON HS FIELDHOUSE
TOILET ROOM INTERIOR INSPIRATIONAL IMAGES



EXISTING INTERIOR




NEW EXTERIOR



JONATHAN DAYTON HS FIELDHOUSE



EXISTING INTERIOR



LAN SAMPLE PROJECTS



JONATHAN DAYTON HS BIOLOGY LAB



A FULL-SERVICE ARCHITECTURE & ENGINEERING DESIGN FIRM



Since 1965

LAN is a full service architecture and engineering design firm providing services for more than 59 years.

With resources to provide all services in-house, LAN offers a holistic design approach with seamless coordination that reduces costs and speeds up development.

Our Services

- + Architecture
- + Interior Design
- + Mechanical Engineering
- + Electrical Engineering
- + Plumbing Engineering
- + Civil Engineering
- + Environmental Services
- + Environmental Health & Safety
- + Surveying
- + Construction Administration



59+ years experience





120+ employees



100% employee owned

ATHLETIC FACILITIES/LOCKER ROOMS



STEAM ROOMS




AUDITORIUMS



Goshen CSD



Florham Park



Oradell




Oradell



Christian Health

CAPITAL IMPROVEMENTS



Mark Your Calendars!

October 3rd & 4th:
Schools Closed- Rosh Hashanah

October 7-11th:
Week of Respect

October 14th:
Schools OPEN
Columbus Day/ Indigenous People's Day

Tuesday, November 5th:
Schools Closed for Students
Election Day & Staff Development



SPRINGFIELD PUBLIC SCHOOLS

PROUDLY CELEBRATES

HISPANIC

HERITAGE MONTH



SHANA TOVAH

**ON BEHALF OF
SPRINGFIELD
PUBLIC SCHOOLS**

**MAY YOUR
YEAR BE FULL
OF PEACE,
PROSPERITY,
AND
ABUNDANCE**

—
Have a wonderful
Rosh Hashanah!



**NATIONAL
INDIGENOUS
PEOPLES
DAY**





It's Great to
Have Our
Bulldogs
Back!

