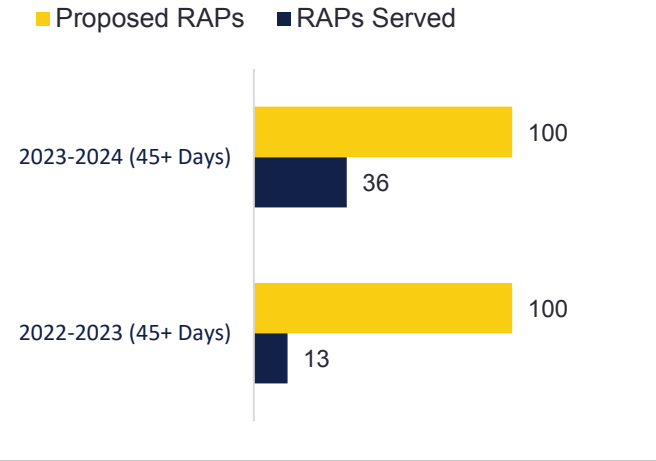


Program Attendance & Participant Characteristics (School-Year Programming)

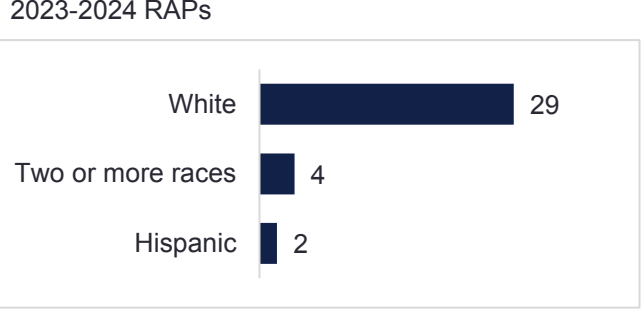
Annual Program Attendance



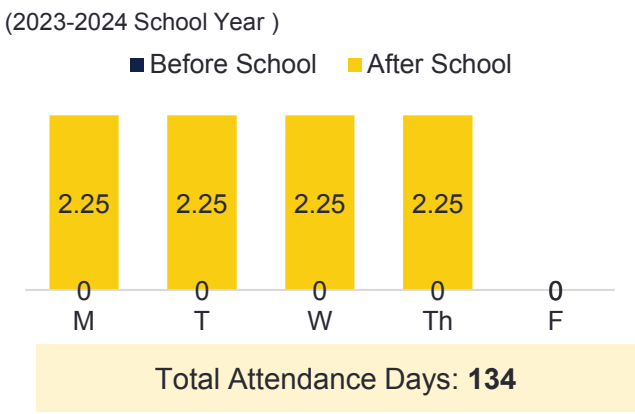
Participant Grade Level

- 2023-2024 RAPs
- Elementary School: 0
 - Intermediate/Middle School: 27
 - High School: 9

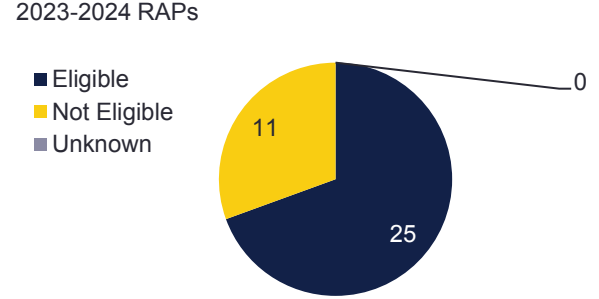
Race



Program Hours Offered per Week



Free and Reduced Lunch



Building Momentum for Next Year

- Please choose one of the following prompts to address about [this 21st CCLC site](#). Keep the text of the prompt you've selected.
 - Describe one area of programming that you'd like to strengthen next year. *21st CCLC LIVE will focus on getting 85 -100 students to meet their RAP goal for the 2024-2025 school year.*
- Provide a detailed response below with at least three bullet points of relevant information.
 - We had many students that were close to meeting the RAP benchmark in 23-24: 31 students attended 35-44 days, and an additional 20 students attended 30-34 days.
 - This year, we are partnering with coaches and club sponsors to ensure students are supported to attend both programs. Students can attend the 3:00-4:00 daily tutoring session before practice; or attend the 4:00-5:00 college and career programming session after their club or practice time. On days when students don't have another activity students are encouraged to attend the entire LIVE session.
 - The 21st CCLC staff is focusing on recruitment. They are attending student lunches to meet students and encourage them to attend LIVE. In August, they visited classrooms to encourage students to sign up. The staff attended open houses at the beginning of the school year and will continue to attend family events to recruit students. LIVE also held a sign-up session in the spring of 2024 that enabled students to start the 2024-2025 school year with a placement in 21st CCLC LIVE program.
 - To ensure students continue to attend the program frequently throughout the school year, the staff will consistently communicate with guardians, students, and teachers through emails, phone calls, and text messages. Students will not only set academic goals but attendance goals, as well.
 - During the first semester, the schools will run monthly grade reports to enable the LIVE staff to reach out to at-risk students who need to improve grades and meet their college and career pathway goals. The staff will personally contact students and their guardians to offer support through 21st CCLC.



2023-2024 Performance Measures

Academic Outcomes

Outcome	Target	Performance Measure
85%	70%	of 6th-8th grade RAPs will earn a C or better or improve their ELA grade from fall to spring
93%	70%	of 6th-8th grade RAPs will earn a C or better or improve their Math grade from fall to spring
67%	65%	of 9th-12th grade RAPs who take an English course will earn a C or better
78%	65%	of 9th-12th grade RAPs who take a Math course will each a C or better
56%	65%	of 9th-12th grade RAPs will increase or maintain their GPA from fall to spring
64%	70%	of 6th-12th grade RAPs will improve or not need to improve their 'academic performance' by spring according to the teacher survey
63%	65%	of 6th-12th grade RAPs will improve or not need to improve their 'completion of assignments' by spring according to the teacher survey

Social/Behavioral Outcomes

Outcome	Target	Performance Measure
61%	70%	of 6th-12th grade RAPs will not have a behavioral referral during the school year
91%	60%	of 6th-12th grade RAPs will improve or not need to improve their "classroom behavior" by spring according to the teacher survey
81%	85%	of students attending college visits will report a higher likelihood of pursuing a college degree after the visit

Family Engagement Outcomes

Outcome	Target	Performance Measure
92%	60%	of parents will score at least a 3 out of 5 on the Family Support scale of the Panorama Family-School Survey by spring
75%	65%	of parents of 6th-8th grade students will report they speak to school staff about their student's grades or behaviors at least once a semester

Provide a brief explanation of any missing or incomplete data in the space provided below.

There are 27 6th-8th grade RAPs and 9 9th-12th grade RAPs.