



District Facts

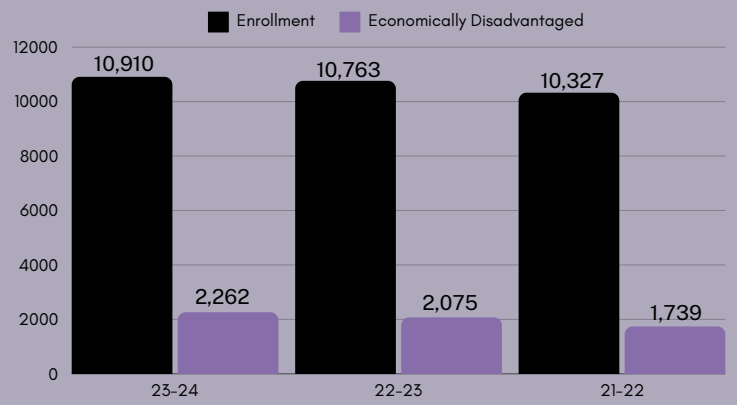
(Latest Information As of February 2024)

The Boerne Independent School District engages, inspires, and enriches our community through innovative learning experiences. Our community will engage students and adults in a challenging educational environment that inspires creativity and enriches lives for today's realities and tomorrow's possibilities.
ENGAGE. INSPIRE. ENRICH.

Staff Counts by Type

| | |
|-------------------|-------|
| Instructional | 950 |
| Non-Instructional | 393 |
| Substitutes | 334 |
| Total | 1,677 |

Enrollment & Economically Disadvantaged



Meals Served

2022-2023



Meals Served per Day: 5,589
Days Served: 169
Total Free & Reduced: 224,757
Total: 944,532

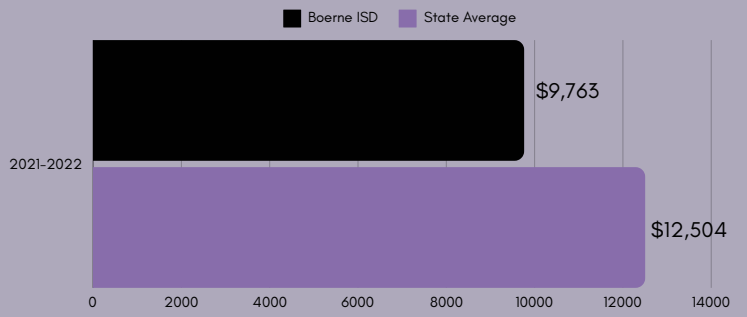
Total Recapture Paid from 2005-2006 thru 2022-2023



\$ 118,396,632

Revenue Per Student - All Funds

Most Recent Available Information



Student Transportation

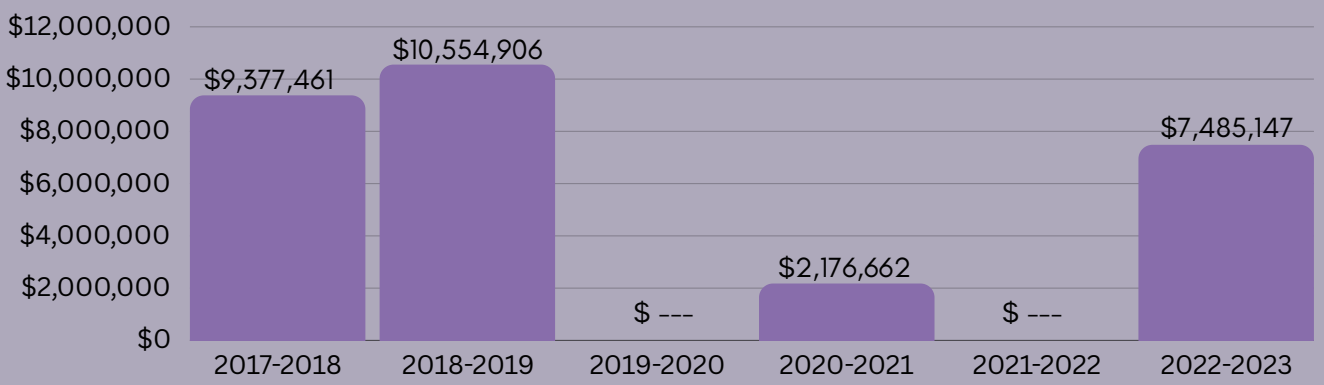
Bus miles driven per day: 6,587
Bus routes per day: 237



Property Tax Rates & Levies

| | 2023-24 (Projected) | 2022-23 | 2021-22 |
|--------------------------------------|---------------------|-----------------|-----------------|
| M&O Tax Rate (with 5 golden pennies) | 0.6692 | 0.8546 | 0.8806 |
| M&O Property Tax Levy | \$77,917,273.00 | \$86,927,737.00 | \$75,770,458.77 |
| I&S Property Tax Rate | 0.324 | 0.324 | 0.324 |
| Recapture | --- | \$7,361,753 | --- |

Recapture by School Year



| School District | M&O | I&S | Total |
|-----------------------------------|-----------------|-----------------|-----------------|
| Dripping Springs ISD | \$0.9327 | \$0.3500 | \$1.2827 |
| Hutto ISD | \$0.7575 | \$0.4500 | \$1.2075 |
| Liberty Hill ISD | \$0.6692 | \$0.5000 | \$1.1692 |
| Medina Valley ISD | \$0.6692 | \$0.5000 | \$1.1692 |
| Southwest ISD | \$0.7240 | \$0.4381 | \$1.1621 |
| Hays CISD | \$0.6692 | \$0.4877 | \$1.1569 |
| Schertz-Cibolo-Universal City ISD | \$0.6692 | \$0.4700 | \$1.1392 |
| Seguin ISD | \$0.7316 | \$0.3850 | \$1.1166 |
| Pflugerville ISD | \$0.7892 | \$0.3200 | \$1.1092 |
| Leander ISD | \$0.7787 | \$0.3300 | \$1.1087 |
| Comal ISD | \$0.7392 | \$0.3500 | \$1.0892 |
| Lake Travis ISD | \$0.7466 | \$0.3275 | \$1.0741 |
| New Braunfels ISD | \$0.7011 | \$0.3408 | \$1.0419 |
| Northside ISD | \$0.6762 | \$0.3355 | \$1.0117 |
| Northeast ISD | \$0.7105 | \$0.3000 | \$1.0105 |
| Boerne ISD | \$0.6692 | \$0.3240 | \$0.9932 |

Historical Tax Rates

