




Norridge School District 80

FY 2025 Budget

Budget Summary






Budget FY 25

	10	20	40	70		30	50	60	80	90
	Education	Operations & Maintenance	Transportation	Working Cash	Total Operating Funds	Debt Services	Municipal Retirement & Social Security	Capital Projects	Tort	Fire Prevention & Safety
Fund Balance - July 1, 2024	2,370,695	707,123	148,697	2,778,645	6,005,160	191,672	261,232	1,109,543	71,032	471,056
Revenues	12,627,958	1,520,322	293,794	51,050	14,493,124	139,680	328,765	1,070,450	192,091	212,119
Expenditures	12,657,870	1,494,871	433,000	0	14,585,741	161,350	328,610	1,798,000	162,500	250,000
Excess of Rev over Exp	(29,912)	25,451	(139,206)	51,050	(92,617)	(21,670)	155	(727,550)	29,591	(37,881)
Transfers	-	-	-	-	-	-	-	-	-	-
Bond Proceeds										
Fund Balance - June 30, 2025	<u>2,340,783</u>	<u>732,574</u>	<u>9,491</u>	<u>2,829,695</u>	<u>5,912,543</u>	<u>170,002</u>	<u>261,387</u>	<u>381,993</u>	<u>100,623</u>	<u>433,175</u>

Adjustments from Tentative


- Personnel/Benefits
- Grants
- Review of current Expense & Revenue



Next Steps



- October–Facilities Meeting
- November–Tentative Levy
- December–Levy Hearing



Norridge School District 80

FY 2025 Budget

