

Eureka Math™ Homework Helper

2015–2016

Grade K Module 3 *Lessons 1–19*

Eureka Math, A Story of Units®

Published by the non-profit Great Minds.


Copyright © 2015 Great Minds. No part of this work may be reproduced, distributed, modified, sold, or commercialized, in whole or in part, without consent of the copyright holder. Please see our [User Agreement](#) for more information. “Great Minds” and “Eureka Math” are registered trademarks of Great Minds.

GK-M3-Lesson 1

Draw 2 more trees that are shorter than these trees.

Count how many trees you have now.

Write the number in the box.



On the back of your paper, draw something that is shorter than the refrigerator.





My kitty stands beside the refrigerator. The refrigerator is so tall! Kitty is much shorter than the refrigerator.

GK-M3-Lesson 2


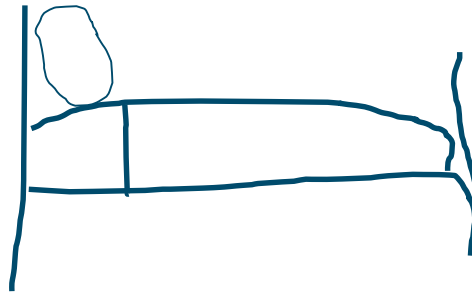
Using the 1-foot piece of string from class, find three items at home that are shorter than your piece of string and three items that are longer than your piece of string. Draw a picture of those objects on the chart. Try to find at least one thing that is about the same length as your string, and draw a picture of it on the back.

Shorter than the string

Longer than the string



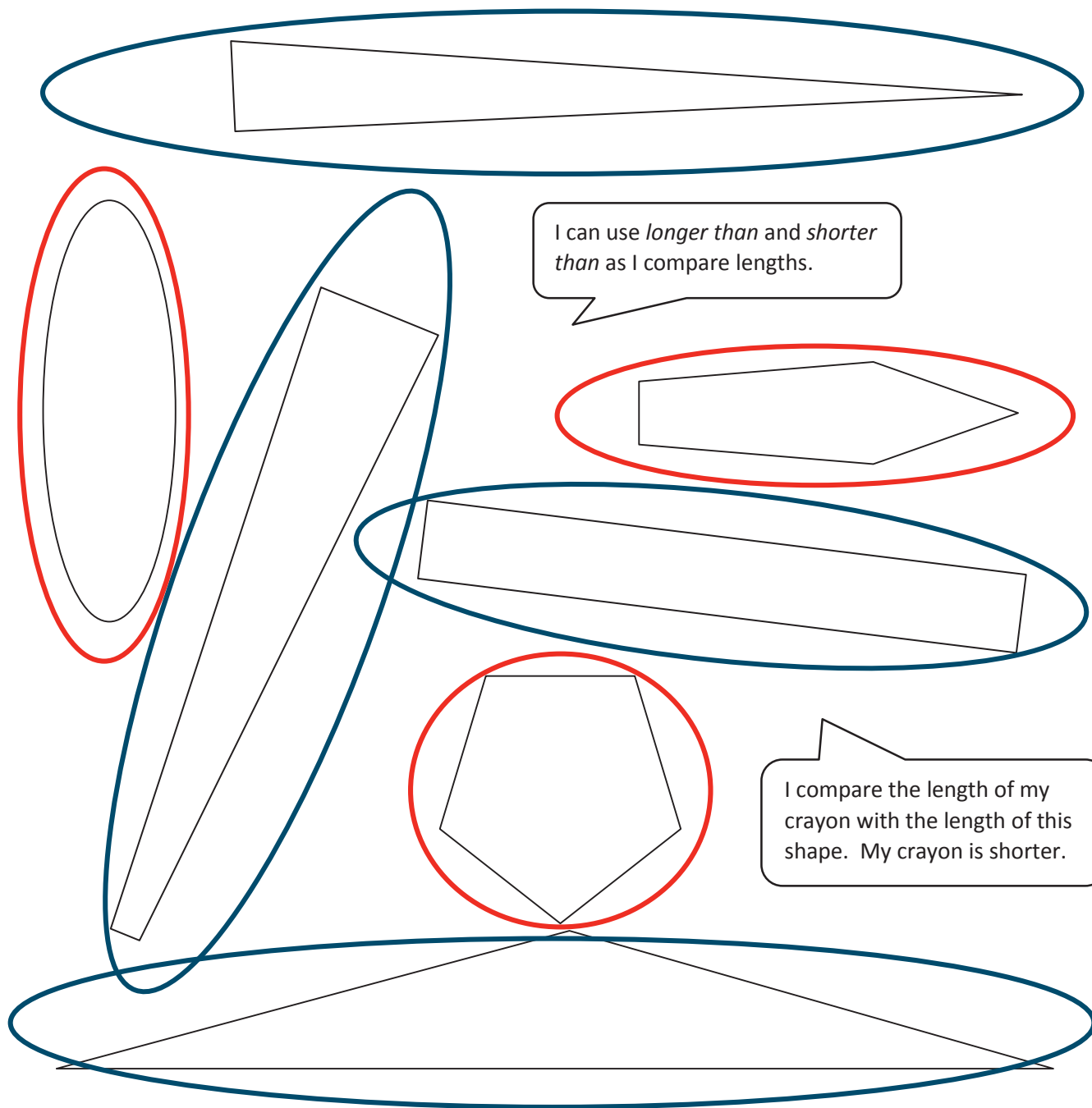
My building block, my truck,
and Sam's sippy cup are all
shorter than the string.



I compare the string to things
in my room. My bed, my rug,
and my jump rope are longer
than the string!

GK-M3-Lesson 3

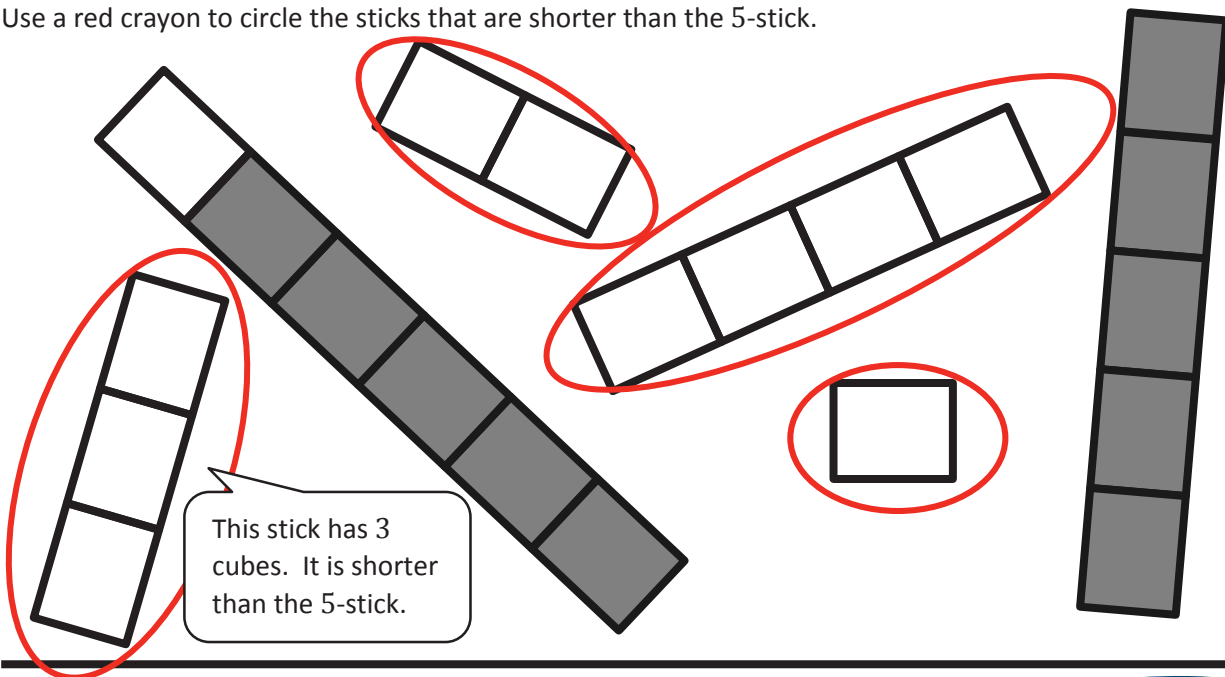
Take out a new crayon. Use a red crayon to circle objects with lengths shorter than the crayon. Use a blue crayon to circle objects with lengths longer than the crayon.



GK-M3-Lesson 4

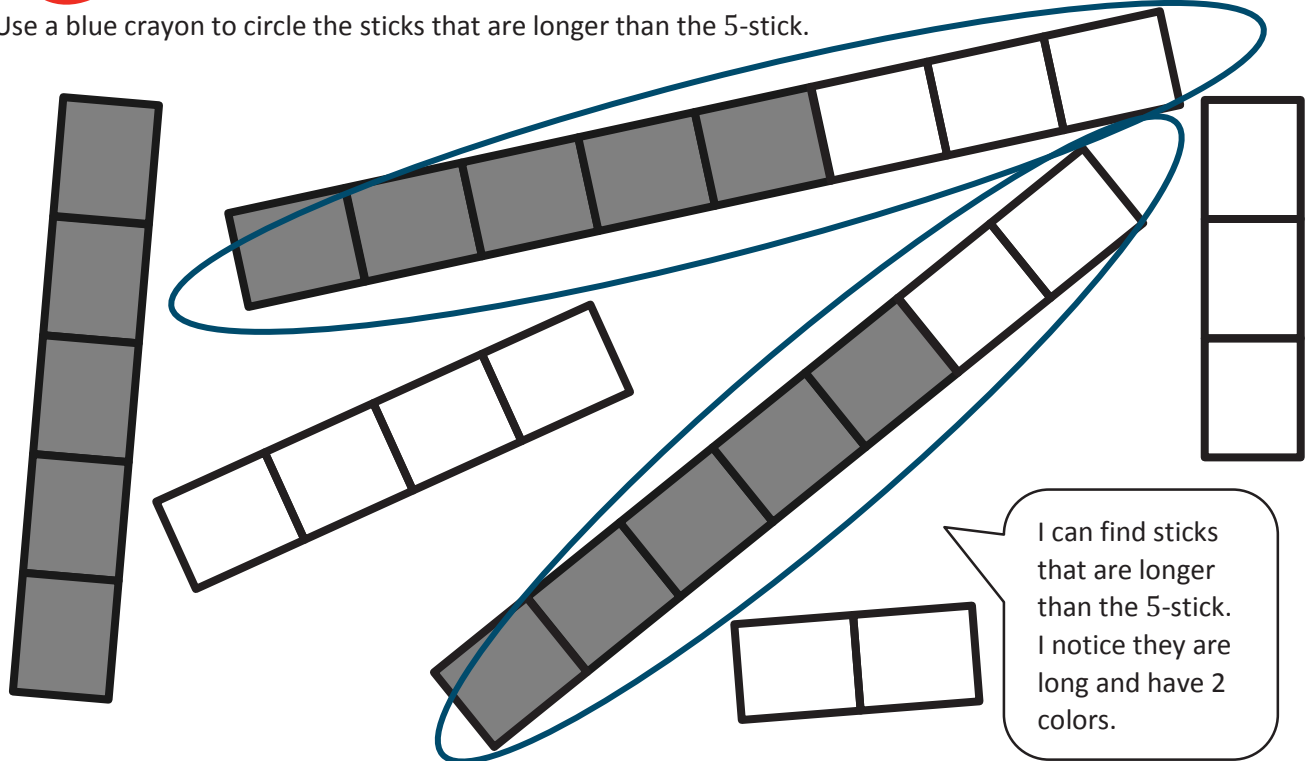
I count 5 cubes on this 5-stick.

Use a red crayon to circle the sticks that are shorter than the 5-stick.



This stick has 3 cubes. It is shorter than the 5-stick.

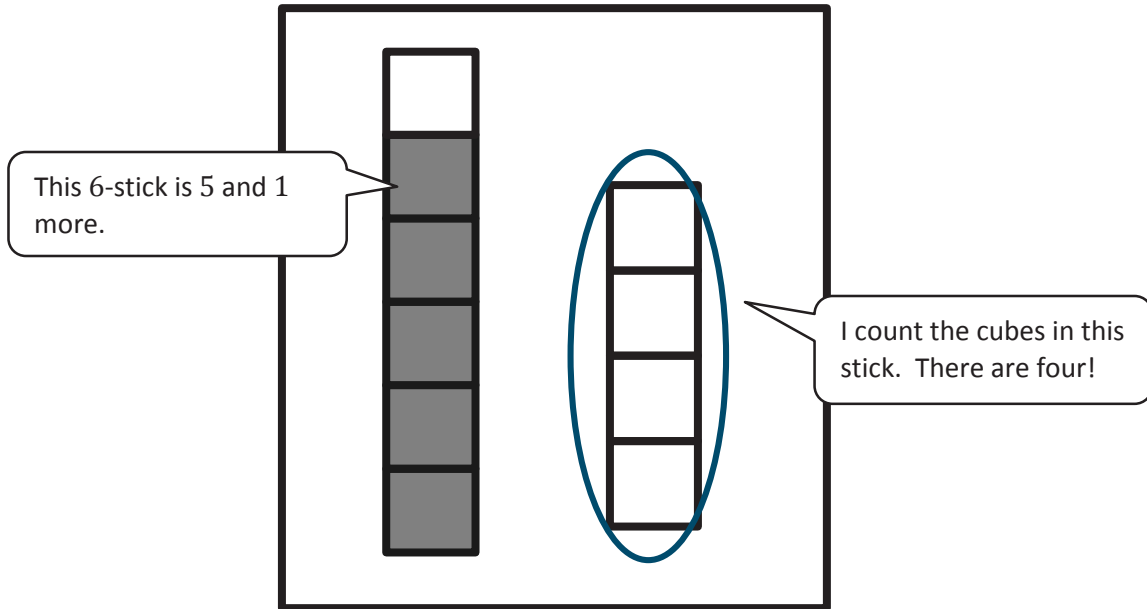
Use a blue crayon to circle the sticks that are longer than the 5-stick.



I can find sticks that are longer than the 5-stick. I notice they are long and have 2 colors.

GK-M3-Lesson 5

Circle the stick that is shorter than the other.



My 4-stick is shorter than my 6-stick.

My 6-stick is longer than my 4-stick.

I can compare using my new math words *shorter than* and *longer than*.

Draw a stick that is between a 3-stick and a 5-stick.



Draw a stick that is longer than your new stick.



My 7-stick is longer than my 4-stick!

Draw a stick that is shorter than your new stick.



GK-M3-Lesson 6

Color the cubes to show the length of the object.

The watermelon is shorter than the 8-stick.



I compare the piece of paper to the stick. The paper is about the same length as 4 cubes.



GK-M3-Lesson 7

These boxes represent cubes.



This is a 5-stick. I can compare to see that 1 and 4 is the same as 5.




Color 1 cube green. Color 4 cubes red.

Together, my green 1-stick and red 4-stick are the same length as 5 cubes.



I put the 3-stick and the 2-stick together to make a 5-stick!




Color 3 cubes yellow. Color 2 cubes blue.

How many cubes did you color? 5


Together, my 3 cubes and 2 cubes are the same length as 5 cubes.

GK-M3-Lesson 8

Draw an object that would be heavier than the one in the picture.



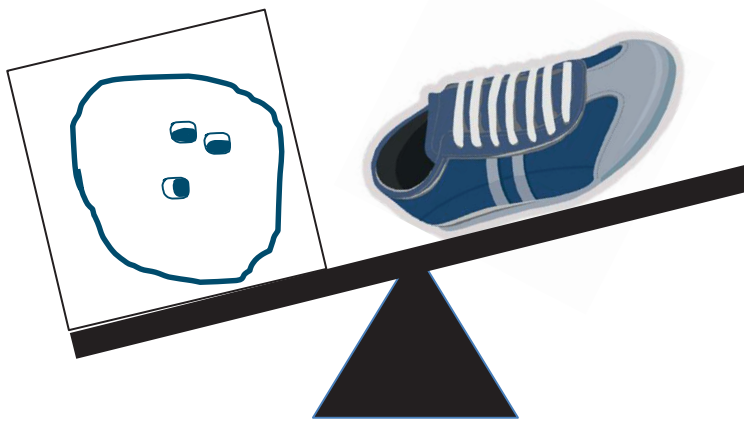
I'd rather carry a pencil in my backpack than a heavy dictionary. The pencil is much lighter!



It's easy for me to pick up the notebook. But, I can't pick up Daddy. He's too heavy.


GK-M3-Lesson 9

Draw something inside the box that is heavier than the object on the balance.



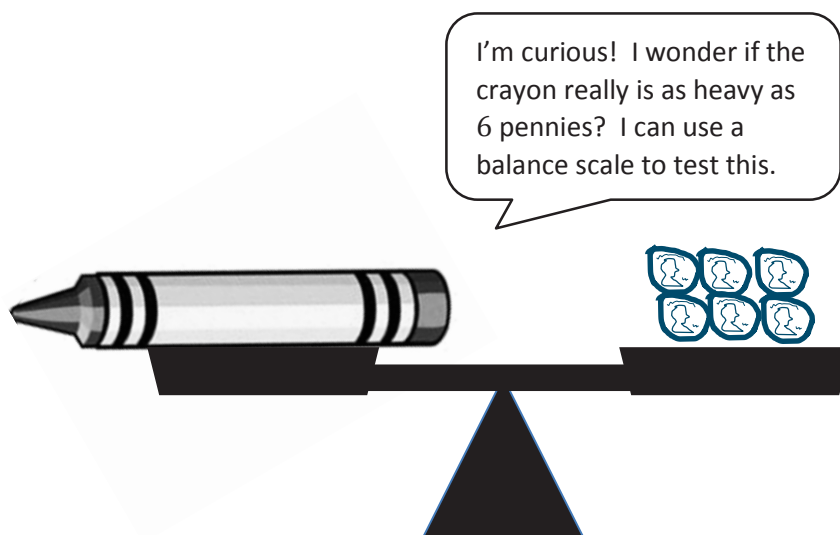
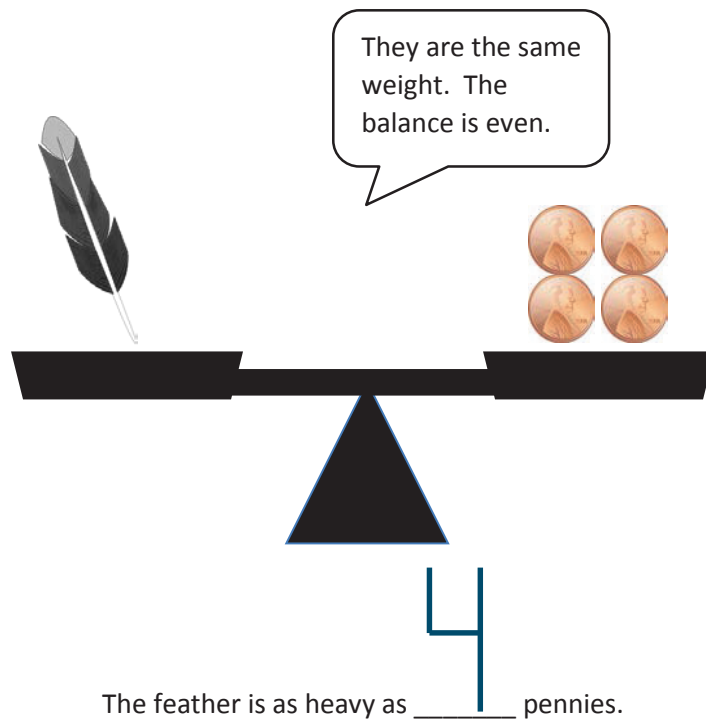
A bowling ball is heavier than a shoe. It takes so many muscles to pick up a heavy bowling ball.

Draw something lighter than the object on the balance.



An orange is lighter than a pineapple. It's easier to carry. It weighs so little, I can pick up more than one. I can even throw it!

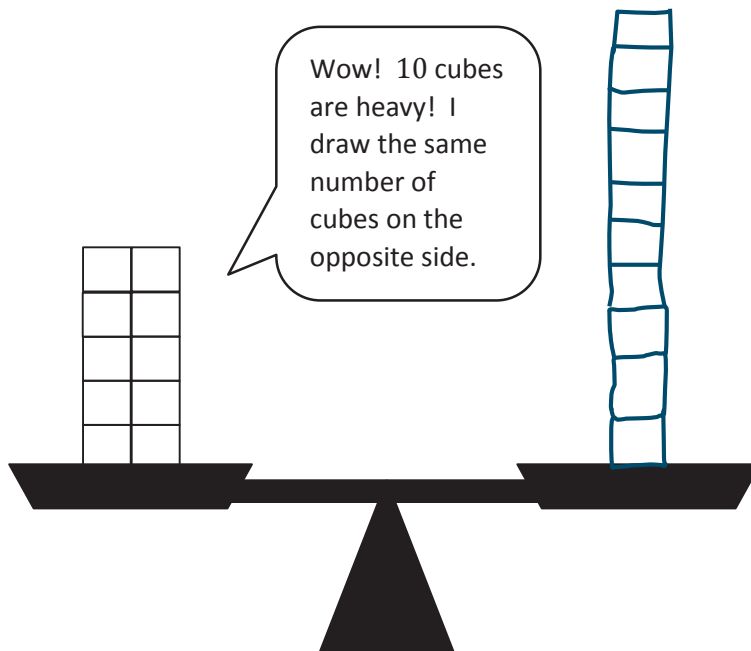
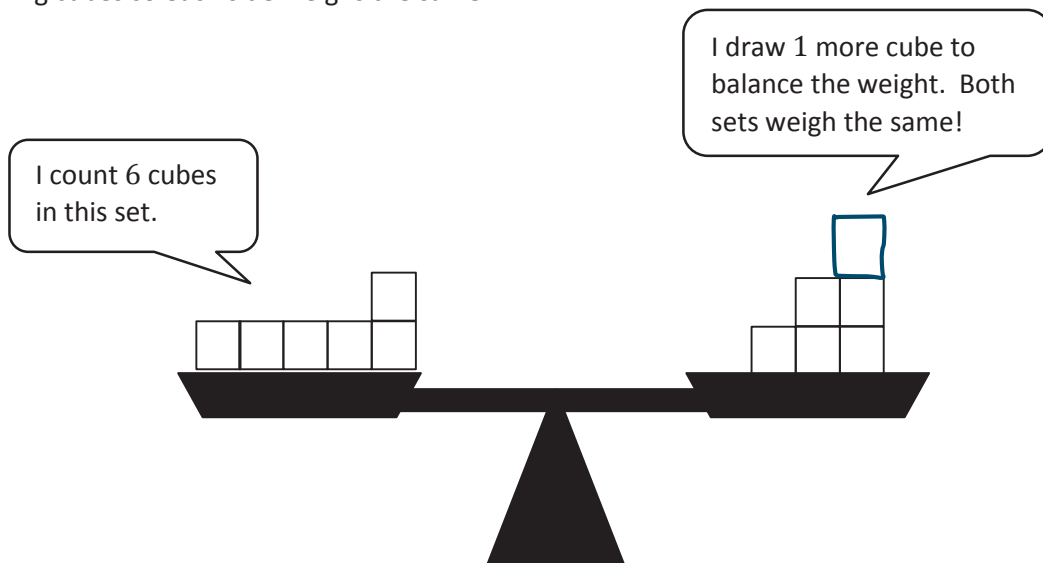
GK-M3-Lesson 10



Draw in the pennies so that the crayon is as heavy as 6 pennies.


GK-M3-Lesson 11

Draw linking cubes so each side weighs the same.



GK-M3-Lesson 12

I can compare the weight of the apple with the weights of sets of different objects.



The apple is as heavy as 3 cupcakes.

This is the same apple!

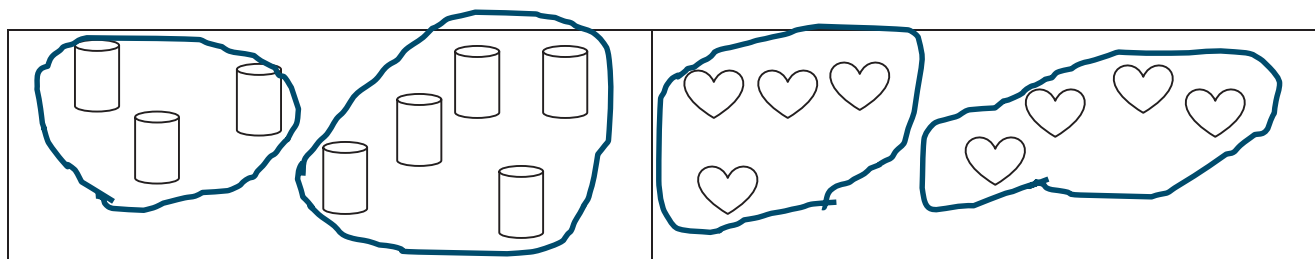


It takes more cupcakes to balance the weight of the apple than sneakers.

The apple is as heavy as 2 sneakers.

GK-M3-Lesson 13


Each rectangle shows 8 items. Circle two different sets within each. The two sets represent the two parts that make up the 8 objects.



I know that a set of 3
and a set of 5 make 8,
and a set of 4 and a
set of 4 make 8.

GK-M3-Lesson 14

Within each rectangle, make one set of 8 objects.

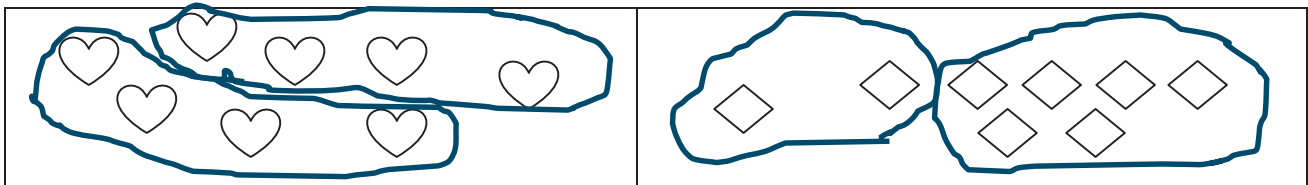


There are 9 clouds. I circle 8 of them. It's like 8 is hiding inside of 9.

Here I count 10, and I circle 8 of them.

GK-M3-Lesson 15

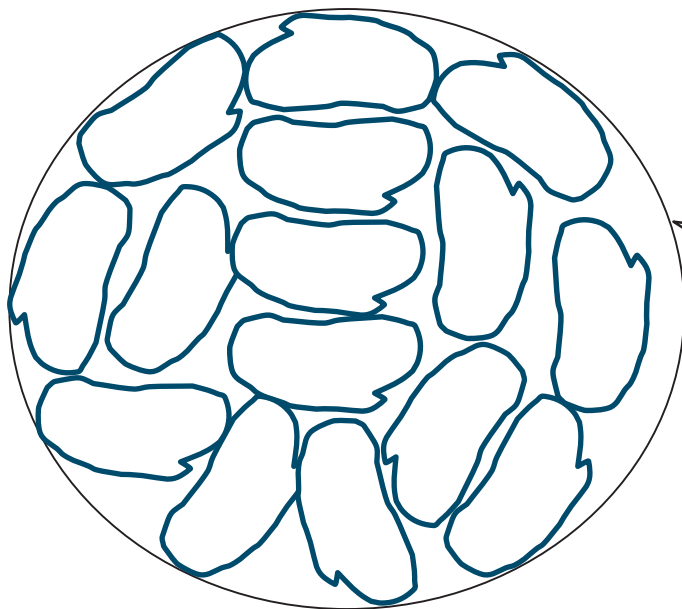
Circle 2 sets within each set of 8.



I know that 4 and 4 make 8,
and 2 and 6 make 8.

GK-M3-Lesson 16

Cover the shape with beans. Count how many, and write the number in the box.



I can fill the circle with beans and then count to see how many fit. I think it will be a lot because the beans are pretty small!

15

Beans

We've only learned to write numbers to 10 so far. So, I asked a grown up to help me write 15.


GK-M3-Lesson 17

Draw straight lines with your ruler to see if there are enough flowers for the butterflies.

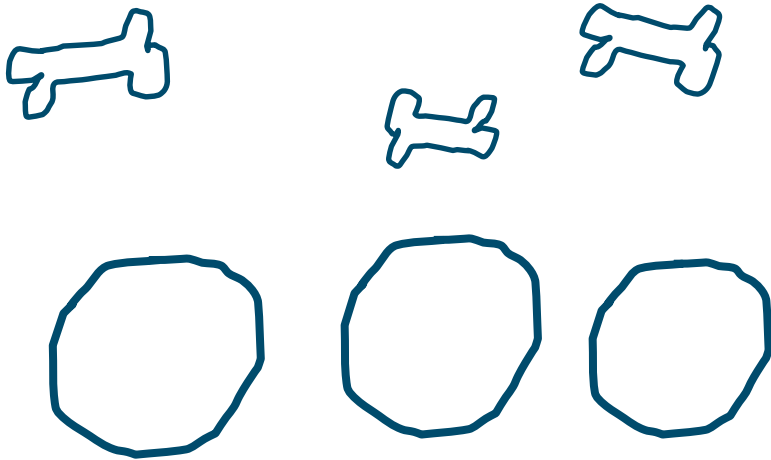
I can draw a line to connect each butterfly with one flower.

Then I keep going to see if there are enough flowers for every butterfly.

Each butterfly gets one flower! That means there are enough!



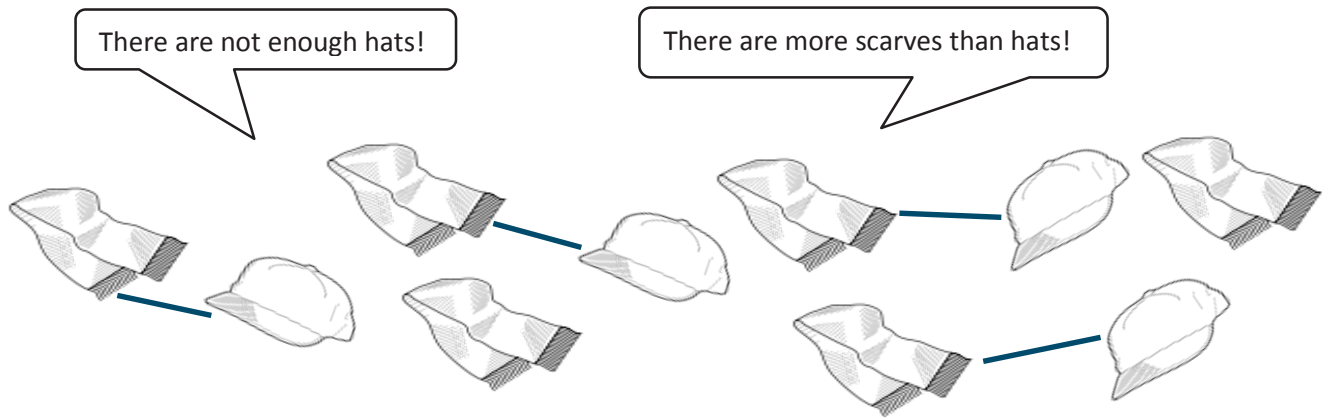
You have 3 dog bones. Draw enough bowls so you can put 1 bone in each bowl.





I can draw 1 bowl for each bone. To help me figure it out, I drew the bones first. There are 3 bones and 3 bowls.

GK-M3-Lesson 18

Draw straight lines with your ruler to see if there are enough hats for the scarves.




Are there more  or  ?

There were 2 scarves left over!

Write the number of  6 .

These sets are not the same!
There are 4 hats and 6 scarves!



Write the number of



6

Write the number of



6

Are there the same number of



as



?

Circle Yes or No.

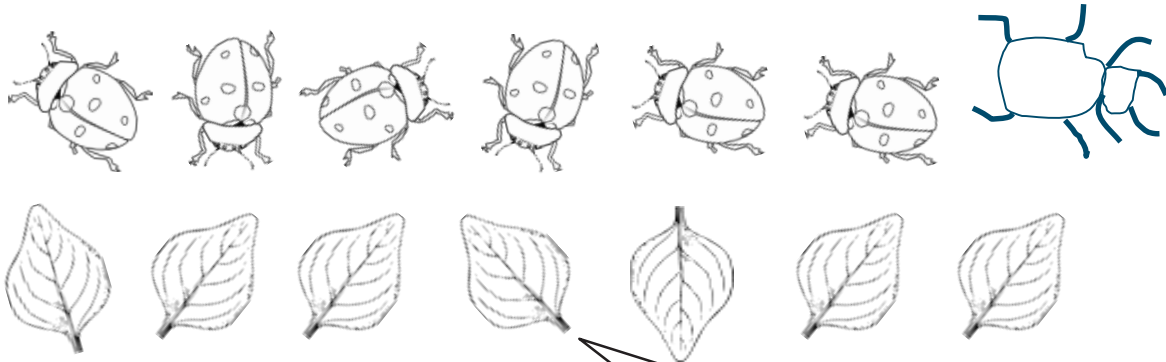
Yes

There are enough apples for each ant!


First I counted 6 apples. Then I counted 6 ants. These sets are the same!




GK-M3-Lesson 19




Draw another bug so there are the same number of bugs as leaves.




I can draw one more bug so there are the same number of bugs as leaves!

In the box below, draw 6 hearts .

Draw triangles  so there are *fewer* triangles  than hearts .

Draw circles  so there are the *same* number of circles  as hearts .



I know I have fewer triangles than hearts because I drew 6 hearts, and I only drew 3 triangles!