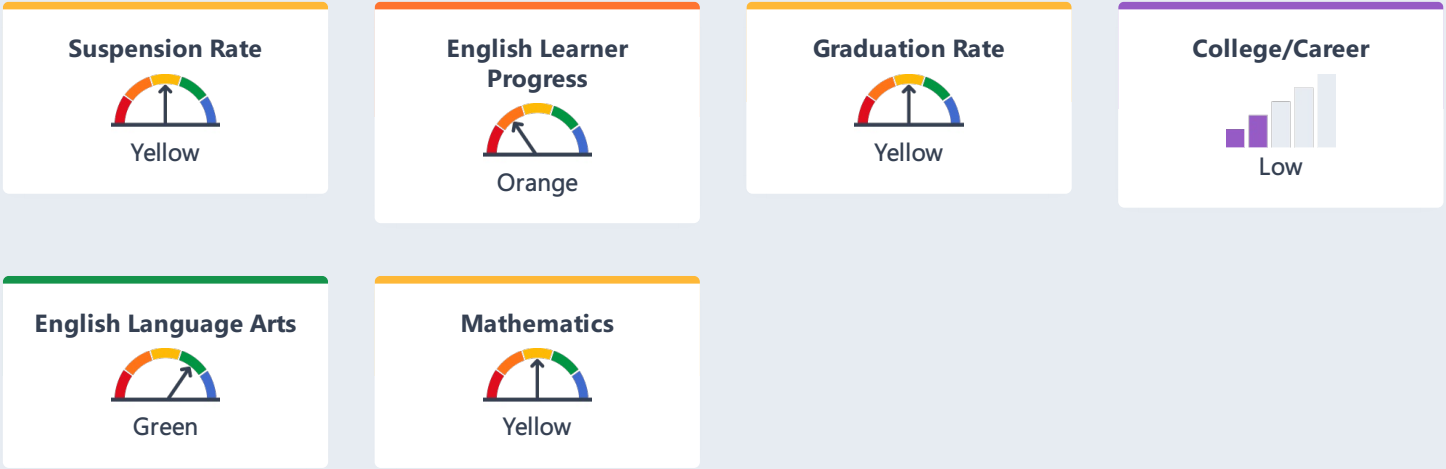


Manteca High

Explore the performance of Manteca High under California's Accountability System.



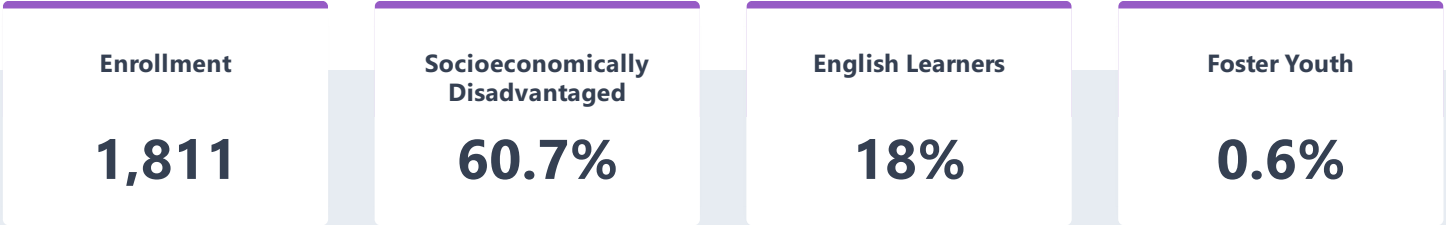
School Details

<p>NAME</p> <p>Manteca High</p>	<p>ADDRESS</p> <p>450 East Yosemite Avenue</p> <p>Manteca, CA 95336-5718</p>	<p>WEBSITE</p> <p>http://www.mantecausd...</p>	<p>GRADES SERVED</p> <p>9-12</p>
<p>CHARTER</p> <p>No</p>	<p>DASHBOARD</p> <p>ALTERNATIVE SCHOOLS STATUS</p> <p>No</p>		

MANTECA HIGH

Student Population

Explore information about this school's student population.




Academic Performance

View Student Assessment Results and other aspects of school performance.

LEARN MORE

English Language Arts



Green

7.1 points above standard

Increased 61.8 Points ▲

EQUITY REPORT

Number of Student Groups in Each Level

0

Red

2

Orange

2

Yellow

1


Green

0

Blue

LEARN MORE

Mathematics



Yellow

97.7 points below standard

Increased 13.3 Points ▲

EQUITY REPORT

Number of Student Groups in Each Level

0

Red

2

Orange

3

Yellow

0


Green

0

Blue

LEARN MORE

English Learner Progress



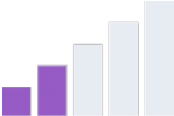
Orange

32.8% making progress

Increased 3.4% ▲

LEARN MORE

College/Career



Low

30% prepared

EQUITY REPORT

Number of Student Groups in Each Level

1

Very Low

4

Low

1

Medium

0

High

0


Very High

Academic Engagement

See information that shows how well schools are engaging students in their learning.

LEARN MORE

Graduation Rate



Yellow

92.2% graduated

Declined 2.8% ▼

EQUITY REPORT

Number of Student Groups in Each Level

0

Red

2

Orange

2

Yellow

0

Green

1

Blue

MANTECA HIGH

Conditions & Climate

View data related to how well schools are providing a healthy, safe and welcoming environment.

[LEARN MORE](#)

Suspension Rate



Yellow

6.3% suspended at least
one day

Declined 2.4% ▼

EQUITY REPORT

Number of Student Groups in Each Level

0

Red

2

Orange

5

Yellow

3

Green

0

Blue