

District Type:

- School District
- Joint Agreement

ILLINOIS STATE BOARD OF EDUCATION  
School Business Services Division

SCHOOL DISTRICT/JOINT AGREEMENT BUDGET FORM \*  
July 1, 2024 - June 30, 2025

Accounting Basis:

- Cash
- Accrual

Is this an amended budget? No

Date of Amended Budget: (MM/DD/YY)

District Name: Orland SD 135

District RCDT No: 07016135002

Balanced budget; no Deficit Reduction Plan is required.

If your FY2024 AFR states that you need to do a deficit reduction plan and your FY2025 budget is balanced, please state the measures you took to have your budget become balanced. (Bckgrnd-Assumpt 25-26)

Budget of Orland SD 135, County of Cook, State of Illinois, for the Fiscal Year beginning July 1, 2024 and ending June 30, 2025.

WHEREAS the Board of Education of Orland SD 135, County of Cook, State of Illinois, caused to be prepared in tentative form a budget, and the Secretary of this Board has made the same conveniently available to public inspection for at least thirty days prior to final action thereon;

AND WHEREAS a public hearing was held as to such budget on the 9th day of September, 2024, notice of said hearing was given at least thirty days prior thereto as required by law, and all other legal requirements have been complied with;



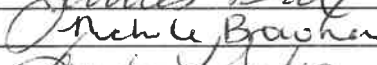
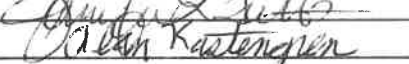


NOW, THEREFORE, Be it resolved by the Board of Education of said district as follows:

Section 1: That the fiscal year of this school district be and the same hereby is fixed and declared to be beginning July 1, 2024 and ending June 30, 2025.

Section 2: That the following budget containing an estimate of amounts available in each Fund, separately, and expenditures from each be and the same is hereby adopted as the budget of this school district for said fiscal year.

ADOPTION OF BUDGET

The budget shall be approved and signed below by members of the School Board. Adopted this 9th day of September, 2024 by a roll call vote of 6 Yeas, and        Nays, to wit:

** MEMBERS VOTING YEA:	** MEMBERS VOTING NAY:
	
	
	
	
	
	

\* Based on the 23 Illinois Administrative Code-Part 100 and inconformity with Section 17-1 of the School Code.  
 \*\* Type in the members who voted "YEA" nor "NAY". Actual school board member signatures are not required for electronic submission.  
 (1) A certified copy of this document must be filed with the county clerk within 30 days of adoption as required by Section 18-50 of the Property Tax Code (35 ILCS 200/18-50).  
 (2) Districts are required to submit the adopted/amended budget electronically to ISBE within 30 days of adoption or by October 30, whichever comes first. Budgets are submitted through IWAS: <https://apps.isbe.net/was/asp/login.asp?js=true>  
 Please type the member signatures before submitting to ISBE. We do not accept PDF copies.

	A	B	C	D	E	F	G	H	I	J	K	L
1	<i>Begin entering data on EstRev 6-11 and EstExp 12-20 tabs.</i>		(10)	(20)	(30)	(40)	(50)	(60)	(70)	(80)	(90)	
2	Description: Enter Whole Numbers Only	Acct #	Educational	Operations & Maintenance	Debt Service	Transportation	Municipal Retirement/ Social Security	Capital Projects	Working Cash	Tort	Fire Prevention & Safety	
3	ESTIMATED BEGINNING FUND BALANCE (without Student Activity Funds) <sup>1</sup> as of July 1, 2024		43,155,480	5,276,650	1,523,755	4,634,326	2,826,450	3,919,739	8,290,920	0	199,350	
4	<b>RECEIPTS/REVENUES (without Student Activity Funds)</b>											
5	LOCAL SOURCES	1000	70,781,100	6,246,500	4,426,000	4,245,000	3,347,000	70,000	249,900	0	5,000	
6	FLOW-THROUGH RECEIPTS/REVENUES FROM ONE DISTRICT TO ANOTHER DISTRICT	2000	0	0		0	0					
7	STATE SOURCES	3000	5,707,930	0	0	3,200,000	0	0	0	0	0	
8	FEDERAL SOURCES	4000	2,798,100	0	0	0	0	0	0	0	0	
9	Total Direct Receipts/Revenues <sup>8</sup>		79,287,130	6,246,500	4,426,000	7,445,000	3,347,000	70,000	249,900	0	5,000	
10	Receipts/Revenues for "On Behalf" Payments <sup>2</sup>	3998										
11	Total Receipts/Revenues		79,287,130	6,246,500	4,426,000	7,445,000	3,347,000	70,000	249,900	0	5,000	
12	<b>DISBURSEMENTS/EXPENDITURES (without Student Activity Funds)</b>											
13	INSTRUCTION	1000	51,359,708				1,170,615			0		
14	SUPPORT SERVICES	2000	23,852,632	6,240,200		7,609,055	1,801,460	8,855,975		0	15,000	
15	COMMUNITY SERVICES	3000	524,320			0	48,290			0		
16	PAYMENTS TO OTHER DISTRICTS & GOVT UNITS	4000	600,000	0	0	0	0	0		0	0	
17	DEBT SERVICES	5000	0	0	4,385,625	0	0			0	0	
18	PROVISION FOR CONTINGENCIES	6000	0	0	0	0	0	0		0	0	
19	Total Direct Disbursements/Expenditures <sup>9</sup>		76,336,660	6,240,200	4,385,625	7,609,055	3,020,365	8,855,975		0	15,000	
20	Disbursements/Expenditures for "On Behalf" Payments <sup>2</sup>	4180	0	0	0	0	0	0		0	0	
21	Total Disbursements/Expenditures		76,336,660	6,240,200	4,385,625	7,609,055	3,020,365	8,855,975		0	15,000	
22	Excess of Direct Receipts/Revenues Over (Under) Direct Disbursements/Expenditures		2,950,470	6,300	40,375	(164,055)	326,635	(8,785,975)	249,900	0	(10,000)	
23	<b>OTHER SOURCES/USES OF FUNDS</b>											
24	<b>OTHER SOURCES OF FUNDS (7000)</b>											
25	<b>PERMANENT TRANSFER FROM VARIOUS FUNDS</b>											
26	Abolishment the Working Cash Fund <sup>16</sup>	7110										
27	Abatement of the Working Cash Fund <sup>16</sup>	7110						2,500,000				
28	Transfer of Working Cash Fund Interest	7120										
29	Transfer Among Funds	7130										
30	Transfer of Interest	7140										
31	Transfer from Capital Projects Fund to O&M Fund	7150		0								
32	Transfer of Excess Fire Prev & Safety Tax & Interest <sup>3</sup> Proceeds to O&M Fund	7160		0								
33	Transfer of Excess Accumulated Fire Prev & Safety Bond and Int <sup>3a</sup> Proceeds to Debt Service Fund	7170			0							
34	<b>SALE OF BONDS (7200)</b>											
35	Principal on Bonds Sold <sup>4</sup>	7210										
36	Premium on Bonds Sold	7220										
37	Accrued Interest on Bonds Sold	7230										
38	Sale or Compensation for Fixed Assets <sup>5</sup>	7300										
39	Transfer to Debt Service to Pay Principal on GASB 87 Leases	7400			0							
40	Transfer to Debt Service to Pay Interest on GASB 87 Leases	7500			0							
41	Transfer to Debt Service Fund to Pay Principal on Revenue Bonds	7600			0							
42	Transfer to Debt Service Fund to Pay Interest on Revenue Bonds	7700			0							
43	Transfer to Capital Projects Fund	7800						2,500,000				
44	ISBE Loan Proceeds	7900										
45	Other Sources Not Classified Elsewhere	7990										
46	Total Other Sources of Funds <sup>8</sup>		0	0	0	0	0	5,000,000	0	0	0	

	A	B	C	D	E	F	G	H	I	J	K	L
1	<i>Begin entering data on EstRev 6-11 and EstExp 12-20 tabs.</i>		(10)	(20)	(30)	(40)	(50)	(60)	(70)	(80)	(90)	
2	Description: Enter Whole Numbers Only	Acct #	Educational	Operations & Maintenance	Debt Service	Transportation	Municipal Retirement/ Social Security	Capital Projects	Working Cash	Tort	Fire Prevention & Safety	
47	<b>OTHER USES OF FUNDS (8000)</b>											
49	<b>TRANSFER TO VARIOUS OTHER FUNDS (8100)</b>											
50	Abolishment or Abatement of the Working Cash Fund <sup>16</sup>	8110							2,500,000			
51	Transfer of Working Cash Fund Interest	8120							0			
52	Transfer Among Funds	8130										
53	Transfer of Interest <sup>5</sup>	8140										
54	Transfer from Capital Projects Fund to O&M Fund	8150										
55	Transfer of Excess Fire Prev & Safety Tax & Interest <sup>3</sup> Proceeds to O&M Fund	8160										
56	Transfer of Excess Accumulated Fire Prev & Safety Bond <sup>3a</sup> and Int Proceeds to Debt Service Fund	8170										
57	Taxes Pledged to Pay Principal on GASB 87 Leases	8410										
58	Grants/Reimbursements Pledged to Pay Principal on GASB 87 Leases	8420										
59	Other Revenues Pledged to Pay Principal on GASB 87 Leases	8430										
60	Fund Balance Transfers Pledged to Pay Principal on GASB 87 Leases	8440										
61	Taxes Pledged to Pay Interest on GASB 87 Leases	8510										
62	Grants/Reimbursements Pledged to Pay Interest on GASB 87 Leases	8520										
63	Other Revenues Pledged to Pay Interest on GASB 87 Leases	8530										
64	Fund Balance Transfers Pledged to Pay Interest on GASB 87 Leases	8540										
65	Taxes Pledged to Pay Principal on Revenue Bonds	8610										
66	Grants/Reimbursements Pledged to Pay Principal on Revenue Bonds	8620										
67	Other Revenues Pledged to Pay Principal on Revenue Bonds	8630										
68	Fund Balance Transfers Pledged to Pay Principal on Revenue Bonds	8640										
69	Taxes Pledged to Pay Interest on Revenue Bonds	8710										
70	Grants/Reimbursements Pledged to Pay Interest on Revenue Bonds	8720										
71	Other Revenues Pledged to Pay Interest on Revenue Bonds	8730										
72	Fund Balance Transfers Pledged to Pay Interest on Revenue Bonds	8740										
73	Taxes Transferred to Pay for Capital Projects	8810	2,500,000									
74	Grants/Reimbursements Pledged to Pay for Capital Projects	8820										
75	Other Revenues Pledged to Pay for Capital Projects	8830										
76	Fund Balance Transfers Pledged to Pay for Capital Projects	8840										
77	Transfer to Debt Service Fund to Pay Principal on ISBE Loans	8910										
78	Other Uses Not Classified Elsewhere	8990										
79	<b>Total Other Uses of Funds <sup>9</sup></b>		2,500,000	0	0	0	0	0	2,500,000	0	0	
80	<b>Total Other Sources/Uses of Fund</b>		(2,500,000)	0	0	0	0	5,000,000	(2,500,000)	0	0	
81	<b>ESTIMATED ENDING FUND BALANCE (without Student Activity Funds) as of June 30, 2025</b>		43,605,950	5,282,950	1,564,130	4,470,271	3,153,085	133,764	6,040,820	0	189,350	
82												
83	<b>Student Activity (Fund 11) ESTIMATED BEGINNING FUND BALANCE as of July 1, 2024</b>		0									
84	<b>RECEIPTS/REVENUES (For Student Activity Funds)</b>											
85	<b>Total Student Activity Direct Receipts/Revenues (Local Sources)</b>	1799	0									
86	<b>DISBURSEMENTS/EXPENDITURES (For Student Activity Funds)</b>											
87	<b>Total Student Activity Direct Disbursements/Expenditures</b>	1999	0									
88	<b>Excess of Direct Receipts/Revenues Over (Under) Direct Disbursements/Expenditures</b>		0									
89	<b>Student Activity ESTIMATED ENDING FUND BALANCE as of June 30, 2025</b>		0									
90												

	A	B	C	D	E	F	G	H	I	J	K	L
1	<i>Begin entering data on EstRev 6-11 and EstExp 12-20 tabs.</i>		(10)	(20)	(30)	(40)	(50)	(60)	(70)	(80)	(90)	
2	Description: Enter Whole Numbers Only	Acct #	Educational	Operations & Maintenance	Debt Service	Transportation	Municipal Retirement/ Social Security	Capital Projects	Working Cash	Tort	Fire Prevention & Safety	
91	<b>Total ESTIMATED BEGINNING FUND BALANCE (All Sources Including Student Activity Funds) as of July 1, 2024</b>		43,155,480	5,276,650	1,523,755	4,634,326	2,826,450	3,919,739	8,290,920	0	199,350	
92	<b>RECEIPTS/REVENUES (All Sources with Student Activity Funds)</b>											
93	<b>LOCAL SOURCES</b>	1000	70,781,100	6,246,500	4,426,000	4,245,000	3,347,000	70,000	249,900	0	5,000	
94	<b>FLOW-THROUGH RECEIPTS/REVENUES FROM ONE DISTRICT TO ANOTHER DISTRICT</b>	2000	0	0		0	0					
95	<b>STATE SOURCES</b>	3000	5,707,930	0	0	3,200,000	0	0	0	0	0	
96	<b>FEDERAL SOURCES</b>	4000	2,798,100	0	0	0	0	0	0	0	0	
97	<b>Total Direct Receipts/Revenues<sup>8</sup></b>		79,287,130	6,246,500	4,426,000	7,445,000	3,347,000	70,000	249,900	0	5,000	
98	Receipts/Revenues for "On Behalf" Payments <sup>2</sup>	3998	0	0	0	0	0	0			0	
99	<b>Total Receipts/Revenues</b>		79,287,130	6,246,500	4,426,000	7,445,000	3,347,000	70,000	249,900	0	5,000	
100	<b>DISBURSEMENTS/EXPENDITURES (All Sources with Student Activity Funds)</b>											
101	<b>INSTRUCTION</b>	1000	51,359,708				1,170,615				0	
102	<b>SUPPORT SERVICES</b>	2000	23,852,632	6,240,200		7,609,055	1,801,460	8,855,975			0	15,000
103	<b>COMMUNITY SERVICES</b>	3000	524,320	0		0	48,290				0	
104	<b>PAYMENTS TO OTHER DISTRICTS &amp; GOVT UNITS</b>	4000	600,000	0	0	0	0	0			0	0
105	<b>DEBT SERVICES</b>	5000	0	0	4,385,625	0	0				0	0
106	<b>PROVISION FOR CONTINGENCIES</b>	6000	0	0	0	0	0	0			0	0
107	<b>Total Direct Disbursements/Expenditures<sup>9</sup></b>		76,336,660	6,240,200	4,385,625	7,609,055	3,020,365	8,855,975			0	15,000
108	Disbursements/Expenditures for "On Behalf" Payments <sup>2</sup>	4180	0	0	0	0	0	0			0	0
109	<b>Total Disbursements/Expenditures</b>		76,336,660	6,240,200	4,385,625	7,609,055	3,020,365	8,855,975			0	15,000
110	<b>Excess of Direct Receipts/Revenues Over (Under) Direct Disbursements/Expenditures</b>		2,950,470	6,300	40,375	(164,055)	326,635	(8,785,975)	249,900	0	(10,000)	
111	<b>OTHER SOURCES/USES OF FUNDS</b>											
112	<b>OTHER SOURCES OF FUNDS (7000)</b>											
113	<b>Total Other Sources of Funds<sup>8</sup></b>		0	0	0	0	0	5,000,000	0	0	0	0
114	<b>OTHER USES OF FUNDS (8000)</b>											
116	<b>Total Other Uses of Funds<sup>9</sup></b>		2,500,000	0	0	0	0	0	2,500,000	0	0	0
117	<b>Total Other Sources/Uses of Fund</b>		(2,500,000)	0	0	0	0	5,000,000	(2,500,000)	0	0	0
118	<b>ESTIMATED ENDING FUND BALANCE (All Sources with Student Activity Funds) as of June 30, 2025</b>		43,605,950	5,282,950	1,564,130	4,470,271	3,153,085	133,764	6,040,820	0	189,350	
120	<b>SUMMARY OF EXPENDITURES Without Student Activity Funds (by Major Object)</b>											
121	Description	Acct #	(10)	(20)	(30)	(40)	(50)	(60)	(70)	(80)	(90)	Total By Object
122			Educational	Operations & Maintenance	Debt Service	Transportation	Municipal Retirement/ Social Security	Capital Projects	Working Cash	Tort	Fire Prevention & Safety	
123	<b>Object Name</b>											
124	Salaries	100	50,762,870	2,721,500		389,000		0		0	0	53,873,370
125	Employee Benefits	200	12,951,475	761,600		33,055	3,020,365	0		0	0	16,766,495
126	Purchased Services	300	3,809,200	1,058,150	5,000	7,187,000		250,000		0	0	12,309,350
127	Supplies & Materials	400	4,075,955	1,698,950		0		0		0	15,000	5,789,905
128	Capital Outlay	500	60,000	0		0		2,240,750		0	0	2,300,750
129	Other Objects	600	2,800,600	0	4,380,625	0	0	0		0	0	7,181,225
130	Non-Capitalized Equipment	700	1,651,560	0		0		6,365,225		0	0	8,016,785
131	Termination Benefits	800	225,000	0		0				0		225,000
132	<b>Total Expenditures</b>		76,336,660	6,240,200	4,385,625	7,609,055	3,020,365	8,855,975		0	15,000	106,462,880

	A	B	C	D	E	F	G	H	I	J	K	
1			(10)	(20)	(30)	(40)	(50)	(60)	(70)	(80)	(90)	
2	Description: Enter Whole Numbers Only	Acct #	Educational	Operations & Maintenance	Debt Service	Transportation	Municipal Retirement/ Social Security	Capital Projects	Working Cash	Tort	Fire Prevention & Safety	
3	<b>BEGINNING CASH BALANCE ON HAND (without Student Activity Funds)7 as of July 1, 2024</b>		43,155,480	5,276,650	1,523,755	4,634,326	2,826,450	3,919,739	8,290,920	0	199,350	
4	<b>Total Direct Receipts &amp; Other Sources<sup>8</sup></b>		79,287,130	6,246,500	4,426,000	7,445,000	3,347,000	5,070,000	249,900	0	5,000	
5	<b>OTHER RECEIPTS</b>											
6	Interfund Loans Payable (Loans from Other Funds)	411										
7	Interfund Loans Receivable (Repayment of Loans)	141										
8	Notes and Warrants Payable	433										
9	Other Current Assets	199										
10	<b>Total Other Receipts</b>		0	0	0	0	0	0	0	0	0	
11	<b>Total Direct Receipts, Other Sources, &amp; Other Receipts</b>		79,287,130	6,246,500	4,426,000	7,445,000	3,347,000	5,070,000	249,900	0	5,000	
12	<b>Total Amount Available</b>		122,442,610	11,523,150	5,949,755	12,079,326	6,173,450	8,989,739	8,540,820	0	204,350	
13	<b>Total Direct Disbursements &amp; Other Uses<sup>9</sup></b>		78,836,660	6,240,200	4,385,625	7,609,055	3,020,365	8,855,975	2,500,000	0	15,000	
14	<b>OTHER DISBURSEMENTS</b>											
15	Interfund Loans Receivable (Loans to Other Funds) <sup>10</sup>	141										
16	Interfund Loans Payable (Repayment of Loans)	411										
17	Notes and Warrants Payable	433										
18	Other Current Liabilities	499										
19	<b>Total Other Disbursements</b>		0	0	0	0	0	0	0	0	0	
20	<b>Total Direct Disbursements, Other Uses, &amp; Other Disbursements</b>		78,836,660	6,240,200	4,385,625	7,609,055	3,020,365	8,855,975	2,500,000	0	15,000	
21	<b>ENDING CASH BALANCE ON HAND (without Student Activity Funds) as of June 30, 2025</b>		43,605,950	5,282,950	1,564,130	4,470,271	3,153,085	133,764	6,040,820	0	189,350	
22												
23	<b>Activity Funds BEGINNING CASH BALANCE ON HAND<sup>7</sup> as of July 1, 2024</b>		0									
24	<b>Total Direct Receipts &amp; Other Sources<sup>8</sup></b>		0									
25	<b>Total Amount Available</b>		0									
26	<b>Total Direct Disbursements &amp; Other Uses<sup>9</sup></b>		0									
27	<b>Activity funds ENDING CASH BALANCE ON HAND<sup>7</sup> as of June 30, 2025</b>		0									
28												
29	<b>Total BEGINNING CASH BALANCE ON HAND (with Student Activity Funds)7 as of July 1, 2024</b>		43,155,480	5,276,650	1,523,755	4,634,326	2,826,450	3,919,739	8,290,920	0	199,350	
30	<b>Total Direct Receipts &amp; Other Sources<sup>8</sup></b>		79,287,130	6,246,500	4,426,000	7,445,000	3,347,000	5,070,000	249,900	0	5,000	
31	<b>Total Other Receipts</b>		0	0	0	0	0	0	0	0	0	
32	<b>Total Direct Receipts, Other Sources, &amp; Other Receipts</b>		79,287,130	6,246,500	4,426,000	7,445,000	3,347,000	5,070,000	249,900	0	5,000	
33	<b>Total Amount Available</b>		122,442,610	11,523,150	5,949,755	12,079,326	6,173,450	8,989,739	8,540,820	0	204,350	
34	<b>Total Direct Disbursements &amp; Other Uses<sup>9</sup></b>		78,836,660	6,240,200	4,385,625	7,609,055	3,020,365	8,855,975	2,500,000	0	15,000	
35	<b>Total Other Disbursements</b>		0	0	0	0	0	0	0	0	0	
36	<b>Total Direct Disbursements, Other Uses, &amp; Other Disbursements</b>		78,836,660	6,240,200	4,385,625	7,609,055	3,020,365	8,855,975	2,500,000	0	15,000	
37	<b>Total ENDING CASH BALANCE ON HAND (with Student Activity Funds)7 as of June 30, 2025</b>		43,605,950	5,282,950	1,564,130	4,470,271	3,153,085	133,764	6,040,820	0	189,350	

	A	B	C	D	E	F	G	H	I	J	K
1			(10)	(20)	(30)	(40)	(50)	(60)	(70)	(80)	(90)
2	Description: Enter Whole Numbers Only	Acct #	Educational	Operations & Maintenance	Debt Service	Transportation	Municipal Retirement/ Social Security	Capital Projects	Working Cash	Tort	Fire Prevention & Safety
3	<b>RECEIPTS/REVENUES FROM LOCAL SOURCES (1000)</b>										
4	<b>AD VALOREM TAXES LEVIED BY LOCAL EDUCATION AGENCY</b>	<b>1100</b>									
5	Designated Purposes Levies <sup>11 (1110-1120)</sup>	-	65,225,000	6,145,000	4,411,000	4,110,000	1,621,000		(100)		
6	Leasing Purposes Levy <sup>12</sup>	1130	558,000								
7	Special Education Purposes Levy	1140	415,000								
8	FICA and Medicare Only Levies	1150					1,626,000				
9	Area Vocational Construction Purposes Levy	1160									
10	Summer School Purposes Levy	1170									
11	Other Tax Levies (Describe & Itemize)	1190									
12	<b>Total Ad Valorem Taxes Levied by District</b>		<b>66,198,000</b>	<b>6,145,000</b>	<b>4,411,000</b>	<b>4,110,000</b>	<b>3,247,000</b>	<b>0</b>	<b>(100)</b>	<b>0</b>	<b>0</b>
13	<b>PAYMENTS IN LIEU OF TAXES</b>	<b>1200</b>									
14	Mobile Home Privilege Tax	1210									
15	Payments from Local Housing Authority	1220									
16	Corporate Personal Property Replacement Taxes <sup>13</sup>	1230	650,000				75,000				
17	Other Payments in Lieu of Taxes (Describe & Itemize)	1290									
18	<b>Total Payments in Lieu of Taxes</b>		<b>650,000</b>	<b>0</b>	<b>0</b>	<b>0</b>	<b>75,000</b>	<b>0</b>	<b>0</b>	<b>0</b>	<b>0</b>
19	<b>TUITION</b>	<b>1300</b>									
20	Regular Tuition from Pupils or Parents (In State)	1311									
21	Regular Tuition from Other Districts (In State)	1312									
22	Regular Tuition from Other Sources (In State)	1313									
23	Regular Tuition from Other Sources (Out of State)	1314									
24	Summer School Tuition from Pupils or Parents (In State)	1321	15,000								
25	Summer School Tuition from Other Districts (In State)	1322	20,500								
26	Summer School Tuition from Other Sources (In State)	1323	5,000								
27	Summer School Tuition from Other Sources (Out of State)	1324	10,500								
28	CTE Tuition from Pupils or Parents (In State)	1331									
29	CTE Tuition from Other Districts (In State)	1332									
30	CTE Tuition from Other Sources (In State)	1333									
31	CTE Tuition from Other Sources (Out of State)	1334									
32	Special Education Tuition from Pupils or Parents (In State)	1341									
33	Special Education Tuition from Other Districts (In State)	1342									
34	Special Education Tuition from Other Sources (In State)	1343									
35	Special Education Tuition from Other Sources (Out of State)	1344									
36	Adult Tuition from Pupils or Parents (In State)	1351									
37	Adult Tuition from Other Districts (In State)	1352									
38	Adult Tuition from Other Sources (In State)	1353									
39	Adult Tuition from Other Sources (Out of State)	1354									
40	<b>Total Tuition</b>		<b>51,000</b>								
41	<b>TRANSPORTATION FEES</b>	<b>1400</b>									
42	Regular Transportation Fees from Pupils or Parents (In State)	1411				10,000					
43	Regular Transportation Fees from Other Districts (In State)	1412									
44	Regular Transportation Fees from Other Sources (In State)	1413									
45	Regular Transportation Fees from Co-curricular Activities (In State)	1415									
46	Regular Transportation Fees from Other Sources (Out of State)	1416									
47	Summer School Transportation Fees from Pupils or Parents (In State)	1421									
48	Summer School Transportation Fees from Other Districts (In State)	1422									
49	Summer School Transportation Fees from Other Sources (In State)	1423									
50	Summer School Transportation Fees from Other Sources (Out of State)	1424									
51	CTE Transportation Fees from Pupils or Parents (In State)	1431									
52	CTE Transportation Fees from Other Districts (In State)	1432									
53	CTE Transportation Fees from Other Sources (In State)	1433									
54	CTE Transportation Fees from Other Sources (Out of State)	1434									
55	Special Education Transportation Fees from Pupils or Parents (In State)	1441									
56	Special Education Transportation Fees from Other Districts (In State)	1442									

	A	B	C	D	E	F	G	H	I	J	K
1			(10)	(20)	(30)	(40)	(50)	(60)	(70)	(80)	(90)
2	Description: Enter Whole Numbers Only	Acct #	Educational	Operations & Maintenance	Debt Service	Transportation	Municipal Retirement/ Social Security	Capital Projects	Working Cash	Tort	Fire Prevention & Safety
57	Special Education Transportation Fees from Other Sources (In State)	1443									
58	Special Education Transportation Fees from Other Sources (Out of State)	1444									
59	Adult Transportation Fees from Pupils or Parents (In State)	1451									
60	Adult Transportation Fees from Other Districts (In State)	1452									
61	Adult Transportation Fees from Other Sources (In State)	1453									
62	Adult Transportation Fees from Other Sources (Out of State)	1454									
63	<b>Total Transportation Fees</b>					10,000					
64	<b>EARNINGS ON INVESTMENTS</b>	<b>1500</b>									
65	Interest on Investments	1510	849,000	100,000	15,000	125,000	25,000	5,000	250,000		5,000
66	Gain or Loss on Sale of Investments	1520									
67	<b>Total Earnings on Investments</b>		849,000	100,000	15,000	125,000	25,000	5,000	250,000	0	5,000
68	<b>FOOD SERVICE</b>	<b>1600</b>									
69	Sales to Pupils - Lunch	1611	1,100,000								
70	Sales to Pupils - Breakfast	1612									
71	Sales to Pupils - A la Carte	1613									
72	Sales to Pupils - Other (Describe & Itemize)	1614	25,000								
73	Sales to Adults	1620									
74	Other Food Service (Describe & Itemize)	1690									
75	<b>Total Food Service</b>		1,125,000								
76	<b>DISTRICT/SCHOOL ACTIVITY INCOME</b>	<b>1700</b>									
77	Admissions - Athletic	1711									
78	Admissions - Other	1719									
79	Fees	1720	514,100								
80	Book Store Sales	1730									
81	Other District/School Activity Revenue (Describe & Itemize)	1790									
82	Student Activity Fund Revenues	1799									
83	<b>Total District/School Activity Income (without Student Activity Funds 1799)</b>		514,100	0							
84	<b>Total District/School Activity Income (with Student Activity Funds 1799)</b>		514,100								
85	<b>TEXTBOOK INCOME</b>	<b>1800</b>									
86	Textbook Rentals - Regular Textbooks	1811	575,000								
87	Textbook Rentals - Summer School Textbooks	1812									
88	Textbook Rentals - Adult/Continuing Education Textbooks	1813									
89	Textbook Rentals - Other (Describe & Itemize)	1819									
90	Textbook Sales - Regular Textbooks	1821									
91	Textbook Sales - Summer School	1822									
92	Textbook Sales - Adult/Continuing Education	1823									
93	Textbook Sales - Other (Describe & Itemize)	1829									
94	Other Textbook Income (Describe & Itemize)	1890	4,000								
95	<b>Total Textbooks</b>		579,000								
96	<b>OTHER REVENUE FROM LOCAL SOURCES</b>	<b>1900</b>									
97	Rentals	1910		1,500							
98	Contributions and Donations from Private Sources	1920									
99	Impact Fees from Municipal or County Governments	1930						65,000			
100	Services Provided Other Districts	1940									
101	Refund of Prior Years' Expenditures	1950									
102	Payments of Surplus Moneys from TIF Districts	1960									
103	Drivers' Education Fees	1970									
104	Proceeds from Vendors' Contracts	1980	0	0	0	0	0	0	0	0	0
105	School Facility Occupation Tax Proceeds	1983									
106	Payment from Other Districts	1991									
107	Sale of Vocational Projects	1992									
108	Other Local Fees (Describe & Itemize)	1993	695,000								
109	Other Local Revenues (Describe & Itemize)	1999	120,000								
110	<b>Total Other Revenue from Local Sources</b>		815,000	1,500	0	0	0	65,000	0	0	0

	A	B	C	D	E	F	G	H	I	J	K
1	Description: Enter Whole Numbers Only	Acct #	(10)	(20)	(30)	(40)	(50)	(60)	(70)	(80)	(90)
2			Educational	Operations & Maintenance	Debt Service	Transportation	Municipal Retirement/ Social Security	Capital Projects	Working Cash	Tort	Fire Prevention & Safety
111	Total Receipts/Revenues from Local Sources (without Student Activity Funds 1799)	1000	70,781,100	6,246,500	4,426,000	4,245,000	3,347,000	70,000	249,900	0	5,000
112	Total Receipts/Revenues from Local Sources (with Student Activity Funds 1799)		70,781,100								
113	<b>FLOW-THROUGH RECEIPTS/REVENUES FROM ONE DISTRICT TO ANOTHER DISTRICT (2000)</b>										
114	Flow-Through Revenue from State Sources	2100									
115	Flow-Through Revenue from Federal Sources	2200									
116	Other Flow-Through Revenue (Describe & Itemize)	2300									
117	Total Flow-Through Receipts/Revenues From One District to Another District	2000	0	0		0	0				
118	<b>RECEIPTS/REVENUES FROM STATE SOURCES (3000)</b>										
119	<b>UNRESTRICTED GRANTS-IN-AID (3001-3099)</b>										
120	Evidence Based Funding Formula (Section 18-8.15)	3001	4,665,430								
121	Reorganization Incentives (Accounts 3005-3021)	3005									
122	Fast Growth District Grants	3030									
123	Other Unrestricted Grants-In-Aid From State Sources (Describe & Itemize)	3099									
124	Total Unrestricted Grants-In-Aid		4,665,430	0	0	0	0	0		0	0
125	<b>RESTRICTED GRANTS-IN-AID (3100-3900)</b>										
126	<b>SPECIAL EDUCATION</b>										
127	Special Education - Private Facility Tuition	3100	500,000								
128	Special Education - Funding for Children Requiring Sp Ed Services	3105									
129	Special Education - Personnel	3110									
130	Special Education - Orphanage - Individual	3120	5,000								
131	Special Education - Orphanage - Summer Individual	3130									
132	Special Education - Summer School	3145									
133	Special Education - Other (Describe & Itemize)	3199									
134	Total Special Education		505,000	0		0					
135	<b>CAREER AND TECHNICAL EDUCATION (CTE)</b>										
136	CTE - Technical Education - Tech Prep	3200									
137	CTE - Secondary Program Improvement (CTEI)	3220	7,500								
138	CTE - WECEP	3225									
139	CTE - Agriculture Education	3235									
140	CTE - Instructor Practicum	3240									
141	CTE - Student Organizations	3270									
142	CTE - Other (Describe & Itemize)	3299									
143	Total Career and Technical Education		7,500	0						0	
144	<b>BILINGUAL EDUCATION</b>										
145	Bilingual Education - Downstate - TPI and TBE	3305									
146	Bilingual Education - Downstate - Transitional Bilingual Education	3310									
147	Total Bilingual Education		0							0	
148	State Free Lunch & Breakfast	3360									
149	School Breakfast Initiative	3365									
150	Driver Education	3370									
151	Adult Education (from ICCB)	3410									
152	Adult Education - Other (Describe & Itemize)	3499									
153	<b>TRANSPORTATION</b>										
154	Transportation - Regular and Vocational	3500				1,950,000					
155	Transportation - Special Education	3510				1,250,000					
156	Transportation - Other (Describe & Itemize)	3599									
157	Total Transportation		0	0		3,200,000	0				
158	Learning Improvement - Change Grants	3610									
159	Scientific Literacy	3660									



	A	B	C	D	E	F	G	H	I	J	K
1			(10)	(20)	(30)	(40)	(50)	(60)	(70)	(80)	(90)
2	Description: Enter Whole Numbers Only	Acct #	Educational	Operations & Maintenance	Debt Service	Transportation	Municipal Retirement/ Social Security	Capital Projects	Working Cash	Tort	Fire Prevention & Safety
160	Truant Alternative/Optional Education	3695									
161	Early Childhood - Block Grant	3705	525,000								
162	Chicago General Education Block Grant	3766									
163	Chicago Educational Services Block Grant	3767									
164	School Safety & Educational Improvement Block Grant	3775									
165	Technology - Technology for Success	3780									
166	State Charter Schools	3815									
167	Extended Learning Opportunities - Summer Bridges	3825									
168	Infrastructure Improvements - Planning/Construction	3920									
169	School Infrastructure - Maintenance Projects	3925									
170	Other Restricted Revenue from State Sources (Describe & Itemize)	3999	5,000								
171	<b>Total Restricted Grants-In-Aid</b>		1,042,500	0	0	3,200,000	0	0	0	0	0
172	<b>Total Receipts/Revenues from State Sources</b>	3000	5,707,930	0	0	3,200,000	0	0	0	0	0
173	<b>RECEIPTS/REVENUES FROM FEDERAL SOURCES (4000)</b>										
174	<b>UNRESTRICTED GRANTS-IN-AID RECEIVED DIRECTLY FROM FEDERAL GOVT. (4001-4009)</b>										
175	Federal Impact Aid	4001									
176	Other Unrestricted Grants-In-Aid Received from Fed. Govt. (Describe & Itemize)	4009									
177	<b>Total Unrestricted Grants-In-Aid Received Directly from Fed Govt</b>		0	0	0	0	0	0	0	0	0
178	<b>RESTRICTED GRANTS-IN-AID RECEIVED DIRECTLY FROM FEDERAL GOVT (4045-4090)</b>										
179	Head Start	4045									
180	Construction (Impact Aid)	4050									
181	MAGNET	4060									
182	Other Restricted Grants-In-Aid Received from Fed. Govt. (Describe & Itemize)	4090									
183	<b>Total Restricted Grants-In-Aid Received Directly from Federal Govt.</b>		0	0		0	0	0			0
184	<b>RESTRICTED GRANTS-IN-AID RECEIVED FROM FEDERAL GOVT. THRU THE STATE (4100-4999)</b>										
185	<b>TITLE V</b>										
186	Title V - Flexibility and Accountability	4100									
187	Title V - SEA Projects	4105									
188	Title V - Rural Education Initiative (REI)	4107									
189	Title V - Other (Describe & Itemize)	4199									
190	<b>Total Title V</b>		0	0		0	0				
191	<b>FOOD SERVICE</b>										
192	Breakfast Start-Up Expansion	4200									
193	National School Lunch Program	4210									
194	Special Milk Program	4215	60,000								
195	School Breakfast Program	4220									
196	Summer Food Service Admin/Program	4225									
197	Child and Adult Care Food Program	4226									
198	Fresh Fruit and Vegetables	4240									
199	Food Service - Other (Describe & Itemize)	4299									
200	<b>Total Food Service</b>		60,000				0				
201	<b>TITLE I</b>										
202	Title I - Low Income	4300	733,500								
203	Title I - Low Income - Neglected, Private	4305									
204	Title I - Migrant Education	4340									
205	Title I - Other (Describe & Itemize)	4399									
206	<b>Total Title I</b>		733,500	0		0	0				
207	<b>TITLE IV</b>										
208	Title IV - Student Support & Academic Enrichment Grant	4400	80,000								

1	A	B	C	D	E	F	G	H	I	J	K
2	Description: Enter Whole Numbers Only	Acct #	(10) Educational	(20) Operations & Maintenance	(30) Debt Service	(40) Transportation	(50) Municipal Retirement/ Social Security	(60) Capital Projects	(70) Working Cash	(80) Tort	(90) Fire Prevention & Safety
209	Title IV - Part A – Student Support & Academic Enrichment Grants Safe and Drug Free Schools	4415									
210	Title IV - 21st Century	4421									
211	Title IV - Other (Describe & Itemize)	4499									
212	<b>Total Title IV</b>		80,000	0		0	0				
213	<b>FEDERAL - SPECIAL EDUCATION</b>										
214	Federal Special Education - Preschool Flow-Through	4600	42,500								
215	Federal Special Education - Preschool Discretionary	4605									
216	Federal Special Education - IDEA Flow Through	4620	1,235,000								
217	Federal Special Education - IDEA Room & Board	4625	5,000								
218	Federal Special Education - IDEA Discretionary	4630									
219	Federal Special Education - IDEA - Other (Describe & Itemize)	4699									
220	<b>Total Federal Special Education</b>		1,282,500	0		0	0				
221	<b>CTE - PERKINS</b>										
222	CTE - Perkins-Title III Tech Prep	4770									
223	CTE - Other (Describe & Itemize)	4799									
224	<b>Total CTE - Perkins</b>		0	0			0				
225	Federal - Adult Education	4810									
226	ARRA - General State Aid - Education Stabilization	4850									
227	ARRA - Title I - Low Income	4851									
228	ARRA - Title I - Neglected, Private	4852									
229	ARRA - Title I - Delinquent, Private	4853									
230	ARRA - Title I - School Improvement (Part A)	4854									
231	ARRA - Title I - School Improvement (Section 1003g)	4855									
232	ARRA - IDEA - Part B - Preschool	4856									
233	ARRA - IDEA - Part B - Flow-Through	4857									
234	ARRA - Title IID - Technology - Formula	4860									
235	ARRA - Title IID - Technology - Competitive	4861									
236	ARRA - McKinney - Vento Homeless Education	4862									
237	ARRA - Child Nutrition Equipment Assistance	4863									
238	Impact Aid Formula Grants	4864									
239	Impact Aid Competitive Grants	4865									
240	Qualified Zone Academy Bond Tax Credits	4866									
241	Qualified School Construction Bond Credits	4867									
242	Build America Bond Tax Credits	4868									
243	Build America Bond Interest Reimbursement	4869									
244	ARRA - General State Aid - Other Government Services Stabilization	4870									
245	Other ARRA Funds - II	4871									
246	Other ARRA Funds - III	4872									
247	Other ARRA Funds - IV	4873									
248	Other ARRA Funds - V	4874									
249	ARRA - Early Childhood	4875									
250	Other ARRA Funds - VII	4876									
251	Other ARRA Funds - VIII	4877									
252	Other ARRA Funds - IX	4878									
253	Other ARRA Funds - X	4879									
254	Other ARRA Funds - Ed Job Fund Program	4880									
255	<b>Total Stimulus Programs</b>		0	0	0	0	0	0		0	0
256	Race to the Top Program	4901									
257	Race to the Top - Preschool Expansion Grant	4902									
258	Title III - Instruction for English Learners & Immigrant Students	4905	7,100								
259	Title III - English Language Acquisition	4909	90,000								
260	McKinney Education for Homeless Children	4920									
261	Title II - Eisenhower - Professional Development Formula	4930									
262	Title II - Teacher Quality	4932	200,000								
263	Title II - Part A – Supporting Effective Instruction – State Grants	4935									

1	A	B	C	D	E	F	G	H	I	J	K
2	Description: Enter Whole Numbers Only	Acct #	(10) Educational	(20) Operations & Maintenance	(30) Debt Service	(40) Transportation	(50) Municipal Retirement/ Social Security	(60) Capital Projects	(70) Working Cash	(80) Tort	(90) Fire Prevention & Safety
264	Federal Charter Schools	4960									
265	State Assessment Grants	4981									
266	Grant for State Assessments and Related Activities	4982									
267	Medicaid Matching Funds - Administrative Outreach	4991	125,000								
268	Medicaid Matching Funds - Fee-For-Service Program	4992	220,000								
269	Other Restricted Grants Received from Fed. Govt. thru State <i>(Describe &amp; Itemize)</i>	4998									
270	<b>Total Restricted Grants-In-Aid Received from Federal Govt. Thru the State</b>		2,798,100	0	0	0	0	0		0	0
271	<b>TOTAL RECEIPTS/REVENUES FROM FEDERAL SOURCES</b>	4000	2,798,100	0	0	0	0	0	0	0	0
272	<b>TOTAL DIRECT RECEIPTS/REVENUES (without Student Activity Funds 1799)</b>		79,287,130	6,246,500	4,426,000	7,445,000	3,347,000	70,000	249,900	0	5,000
273	<b>TOTAL DIRECT RECEIPTS/REVENUES (with Student Activity Funds 1799)</b>		79,287,130								

1	A	B	C	D	E	F	G	H	I	J	K
2	Description: Enter Whole Numbers Only	Funct #	(100) Salaries	(200) Employee Benefits	(300) Purchased Services	(400) Supplies & Materials	(500) Capital Outlay	(600) Other Objects	(700) Non-Capitalized Equipment	(800) Termination Benefits	(900) Total
3	<b>10 - EDUCATIONAL FUND (ED)</b>										
4	<b>INSTRUCTION (ED)</b>	<b>1000</b>									
5	Regular Programs	1100	21,516,040	5,459,015	402,900	1,468,050	0	8,000	49,560	225,000	29,128,565
6	Tuition Payment to Charter Schools	1115									0
7	Pre-K Programs	1125									0
8	Special Education Programs (Functions 1200 - 1220)	1200	9,422,000	2,750,625	103,800	150,800			5,000		12,432,225
9	Special Education Programs Pre-K	1225			85,000	30,000					115,000
10	Remedial and Supplemental Programs K-12	1250	2,920,000	540,450							3,460,450
11	Remedial and Supplemental Programs Pre-K	1275									0
12	Adult/Continuing Education Programs	1300									0
13	CTE Programs	1400	1,650	25	30,000	10,000					41,675
14	Interscholastic Programs	1500	311,950	3,980				25,000			340,930
15	Summer School Programs	1600	215,600	5,763		30,600					251,963
16	Gifted Programs	1650	795,000	165,080							960,080
17	Driver's Education Programs	1700									0
18	Bilingual Programs	1800	1,959,000	463,220	60,100	39,000					2,521,320
19	Truant Alternative & Optional Programs	1900	0	0	0	0	0	0	0	0	0
20	Pre-K Programs - Private Tuition	1910									0
21	Regular K-12 Programs Private Tuition	1911									0
22	Special Education Programs K-12 Private Tuition	1912						2,107,500			2,107,500
23	Special Education Programs Pre-K Tuition	1913									0
24	Remedial/Supplemental Programs K-12 Private Tuition	1914									0
25	Remedial/Supplemental Programs Pre-K Private Tuition	1915									0
26	Adult/Continuing Education Programs Private Tuition	1916									0
27	CTE Programs Private Tuition	1917									0
28	Interscholastic Programs Private Tuition	1918									0
29	Summer School Programs Private Tuition	1919									0
30	Gifted Programs Private Tuition	1920									0
31	Bilingual Programs Private Tuition	1921									0
32	Truants Alternative/Opt Ed Programs Private Tuition	1922									0
33	Student Activity Fund Expenditures	1999									0
34	<b>Total Instruction<sup>14</sup> (Without Student Activity Funds 1999)</b>	<b>1000</b>	<b>37,141,240</b>	<b>9,388,158</b>	<b>681,800</b>	<b>1,728,450</b>	<b>0</b>	<b>2,140,500</b>	<b>54,560</b>	<b>225,000</b>	<b>51,359,708</b>
35	<b>Total Instruction<sup>14</sup> (With Student Activity Funds 1999)</b>	<b>1000</b>	<b>37,141,240</b>	<b>9,388,158</b>	<b>681,800</b>	<b>1,728,450</b>	<b>0</b>	<b>2,140,500</b>	<b>54,560</b>	<b>225,000</b>	<b>51,359,708</b>
36	<b>SUPPORT SERVICES (ED)</b>	<b>2000</b>									
37	<b>Support Services - Pupil</b>	<b>2100</b>									
38	Attendance & Social Work Services	2110	1,405,000	306,945							1,711,945
39	Guidance Services	2120	284,200	38,540	65,000	1,000					388,740
40	Health Services	2130	1,430,000	315,690	240,900	8,000					1,994,590
41	Psychological Services	2140	448,500	109,930	30,000						588,430
42	Speech Pathology & Audiology Services	2150	1,325,000	259,850	12,000	3,000					1,599,850
43	Other Support Services - Pupils (Describe & Itemize)	2190				15,000					15,000
44	<b>Total Support Services - Pupil</b>	<b>2100</b>	<b>4,892,700</b>	<b>1,030,955</b>	<b>347,900</b>	<b>27,000</b>	<b>0</b>	<b>0</b>	<b>0</b>	<b>0</b>	<b>6,298,555</b>
45	<b>Support Services - Instructional Staff</b>	<b>2200</b>									
46	Improvement of Instruction Services	2210	689,493	188,031	168,000	27,000		12,500			1,085,024
47	Educational Media Services	2220	2,145,000	567,050	900,000	188,400	60,000	800	1,584,500		5,445,750
48	Assessment & Testing	2230	15,000	2,000	175,000	7,000					199,000
49	<b>Total Support Services - Instructional Staff</b>	<b>2200</b>	<b>2,849,493</b>	<b>757,081</b>	<b>1,243,000</b>	<b>222,400</b>	<b>60,000</b>	<b>13,300</b>	<b>1,584,500</b>	<b>0</b>	<b>6,729,774</b>
50	<b>Support Services - General Administration</b>	<b>2300</b>									
51	Board of Education Services	2310	92,250	47,925	969,000			23,500			1,132,675
52	Executive Administration Services	2320	430,000	113,593	7,000	6,000		3,000			559,593
53	Special Area Administration Services	2330	313,012	134,530		1,000		800			449,342
54	Tort Immunity Services	2361, 2365	0	0	0	0	0	0	0	0	0
55	<b>Total Support Services - General Administration</b>	<b>2300</b>	<b>835,262</b>	<b>296,048</b>	<b>976,000</b>	<b>7,000</b>	<b>0</b>	<b>27,300</b>	<b>0</b>	<b>0</b>	<b>2,141,610</b>
56	<b>Support Services - School Administration</b>	<b>2400</b>									
57	Office of the Principal Services	2410	3,134,500	1,153,920	10,000	52,105		11,000			4,361,525
58	Other Support Services - School Administration (Describe & Itemize)	2490									0
59	<b>Total Support Services - School Administration</b>	<b>2400</b>	<b>3,134,500</b>	<b>1,153,920</b>	<b>10,000</b>	<b>52,105</b>	<b>0</b>	<b>11,000</b>	<b>0</b>	<b>0</b>	<b>4,361,525</b>
60	<b>Support Services - Business</b>	<b>2500</b>									

1	A	B	C	D	E	F	G	H	I	J	K
2	Description: Enter Whole Numbers Only	Funct #	(100) Salaries	(200) Employee Benefits	(300) Purchased Services	(400) Supplies & Materials	(500) Capital Outlay	(600) Other Objects	(700) Non-Capitalized Equipment	(800) Termination Benefits	(900) Total
61	Direction of Business Support Services	2510	138,875	50,533							189,408
62	Fiscal Services	2520	281,300	120,700	184,500	180,000		5,000			771,500
63	Operation & Maintenance of Plant Services	2540			108,500	80,000					188,500
64	Pupil Transportation Services	2550			10,000						10,000
65	Food Services	2560	670,000	3,525	45,000	1,615,000			10,000		2,343,525
66	Internal Services	2570									0
67	<b>Total Support Services - Business</b>	<b>2500</b>	<b>1,090,175</b>	<b>174,758</b>	<b>348,000</b>	<b>1,875,000</b>	<b>0</b>	<b>5,000</b>	<b>10,000</b>	<b>0</b>	<b>3,502,933</b>
68	<b>Support Services - Central</b>	<b>2600</b>									
69	Direction of Central Support Services	2610									0
70	Planning, Research, Development & Evaluation Services	2620									0
71	Information Services	2630	69,000	15,335	87,000	6,000			1,000		178,335
72	Staff Services	2640	341,500	102,400	102,000	75,000		3,500	1,500		625,900
73	Data Processing Services	2660			4,000						4,000
74	<b>Total Support Services - Central</b>	<b>2600</b>	<b>410,500</b>	<b>117,735</b>	<b>193,000</b>	<b>81,000</b>	<b>0</b>	<b>3,500</b>	<b>2,500</b>	<b>0</b>	<b>808,235</b>
75	<b>Other Support Services - Misc. (Describe &amp; Itemize)</b>	<b>2900</b>			2,000	8,000					10,000
76	<b>Total Support Services</b>	<b>2000</b>	<b>13,212,630</b>	<b>3,530,497</b>	<b>3,119,900</b>	<b>2,272,505</b>	<b>60,000</b>	<b>60,100</b>	<b>1,597,000</b>	<b>0</b>	<b>23,852,632</b>
77	<b>COMMUNITY SERVICES (ED)</b>	<b>3000</b>	<b>409,000</b>	<b>32,820</b>	<b>7,500</b>	<b>75,000</b>					<b>524,320</b>
78	<b>PAYMENTS TO OTHER DIST &amp; GOVT UNITS (ED)</b>	<b>4000</b>									
79	<b>Payments to Other Dist &amp; Govt Units (In-State)</b>	<b>4100</b>									
80	Payments for Regular Programs	4110									0
81	Payments for Special Education Programs	4120									0
82	Payments for Adult/Continuing Education Programs	4130									0
83	Payments for CTE Programs	4140									0
84	Payments for Community College Programs	4170									0
85	Other Payments to In-State Govt Units - Programs (Describe & Itemize)	4190									0
86	<b>Total Payments to Other Dist &amp; Govt Units (In-State)</b>	<b>4100</b>			<b>0</b>			<b>0</b>			<b>0</b>
87	Payments for Regular Programs - Tuition	4210									0
88	Payments for Special Education Programs - Tuition	4220						600,000			600,000
89	Payments for Adult/Continuing Education Programs - Tuition	4230									0
90	Payments for CTE Programs - Tuition	4240									0
91	Payments for Community College Programs - Tuition	4270									0
92	Payments for Other Programs - Tuition	4280									0
93	Other Payments to In-State Govt Units - Tuition (Describe & Itemize)	4290									0
94	<b>Total Payments to Other Dist &amp; Govt Units - Tuition (In State)</b>	<b>4200</b>						<b>600,000</b>			<b>600,000</b>
95	Payments for Regular Programs - Transfers	4310									0
96	Payments for Special Education Programs - Transfers	4320									0
97	Payments for Adult/Continuing Ed Programs - Transfers	4330									0
98	Payments for CTE Programs - Transfers	4340									0
99	Payments for Community College Program - Transfers	4370									0
100	Payments for Other Programs - Transfers	4380									0
101	Other Payments to In-State Govt Units - Transfers (Describe & Itemize)	4390									0
102	<b>Total Payments to Other Dist &amp; Govt Units-Transfers (In State)</b>	<b>4300</b>			<b>0</b>			<b>0</b>			<b>0</b>
103	Payments to Other Dist & Govt Units (Out of State)	4400									0
104	<b>Total Payments to Other Dist &amp; Govt Units</b>	<b>4000</b>			<b>0</b>			<b>600,000</b>			<b>600,000</b>
105	<b>DEBT SERVICE (ED)</b>	<b>5000</b>									
106	<b>Debt Service - Interest on Short-Term Debt</b>	<b>5100</b>									
107	Tax Anticipation Warrants	5110									0
108	Tax Anticipation Notes	5120									0
109	Corporate Personal Property Repl Tax Anticipated Notes	5130									0
110	State Aid Anticipation Certificates	5140									0
111	Other Interest on Short-Term Debt (Describe & Itemize)	5150									0
112	<b>Total Debt Service - Interest on Short-Term Debt</b>	<b>5100</b>						<b>0</b>			<b>0</b>
113	<b>Debt Service - Interest on Long-Term Debt</b>	<b>5200</b>									0
114	<b>Total Debt Service</b>	<b>5000</b>						<b>0</b>			<b>0</b>
115	<b>PROVISION FOR CONTINGENCIES (ED)</b>	<b>6000</b>									0
116	<b>Total Direct Disbursements/Expenditures (without Student Activity Funds (1999))</b>		<b>50,762,870</b>	<b>12,951,475</b>	<b>3,809,200</b>	<b>4,075,955</b>	<b>60,000</b>	<b>2,800,600</b>	<b>1,651,560</b>	<b>225,000</b>	<b>76,336,660</b>
117	<b>Total Direct Disbursements/Expenditures (with Student Activity Funds (1999))</b>		<b>50,762,870</b>	<b>12,951,475</b>	<b>3,809,200</b>	<b>4,075,955</b>	<b>60,000</b>	<b>2,800,600</b>	<b>1,651,560</b>	<b>225,000</b>	<b>76,336,660</b>

1	A	B	C	D	E	F	G	H	I	J	K
2	Description: Enter Whole Numbers Only	Funct #	(100) Salaries	(200) Employee Benefits	(300) Purchased Services	(400) Supplies & Materials	(500) Capital Outlay	(600) Other Objects	(700) Non-Capitalized Equipment	(800) Termination Benefits	(900) Total
118	Excess (Deficiency) of Receipts/Revenues Over Disbursements/Expenditures (without Student Activity Funds 1999)										2,950,470
119	Excess (Deficiency) of Receipts/Revenues Over Disbursements/Expenditures (with Student Activity Funds 1999)										2,950,470
120											
121	<b>20 - OPERATIONS AND MAINTENANCE FUND (O&amp;M)</b>										
122	<b>SUPPORT SERVICES (O&amp;M)</b>	<b>2000</b>									
123	Support Services - Pupil	2100									
124	Other Support Services - Pupils (Describe & Itemize)	2190									0
125	<b>Support Services - Business</b>	<b>2500</b>									
126	Direction of Business Support Services	2510									0
127	Facilities Acquisition & Construction Services	2530									0
128	Operation & Maintenance of Plant Services	2540	2,721,500	761,600	1,058,150	1,698,950					6,240,200
129	Pupil Transportation Services	2550									0
130	Food Services	2560									0
131	<b>Total Support Services - Business</b>	<b>2500</b>	<b>2,721,500</b>	<b>761,600</b>	<b>1,058,150</b>	<b>1,698,950</b>	<b>0</b>	<b>0</b>	<b>0</b>	<b>0</b>	<b>6,240,200</b>
132	<b>Other Support Services - Misc. (Describe &amp; Itemize)</b>	<b>2900</b>									<b>0</b>
133	<b>Total Support Services</b>	<b>2000</b>	<b>2,721,500</b>	<b>761,600</b>	<b>1,058,150</b>	<b>1,698,950</b>	<b>0</b>	<b>0</b>	<b>0</b>	<b>0</b>	<b>6,240,200</b>
134	<b>COMMUNITY SERVICES (O&amp;M)</b>	<b>3000</b>									<b>0</b>
135	<b>PAYMENTS TO OTHER DIST &amp; GOVT UNITS (O&amp;M)</b>	<b>4000</b>									
136	<b>Payments to Other Dist &amp; Govt Units (In-State)</b>	<b>4100</b>									
137	Payments for Regular Programs	4110									0
138	Payments for Special Education Programs	4120									0
139	Payments for CTE Program	4140									0
140	Other Payments to In-State Govt Units - Programs (Describe & Itemize)	4190									0
141	<b>Total Payments to Other Dist &amp; Govt Units (In-State)</b>	<b>4100</b>			<b>0</b>			<b>0</b>			<b>0</b>
142	Payments to Other Dist & Govt Units (Out of State) <sup>14</sup>	4400									0
143	<b>Total Payments to Other Dist &amp; Govt Unit</b>	<b>4000</b>			<b>0</b>			<b>0</b>			<b>0</b>
144	<b>DEBT SERVICE (O&amp;M)</b>	<b>5000</b>									
145	<b>Debt Service - Interest on Short-Term Debt</b>	<b>5100</b>									
146	Tax Anticipation Warrants	5110									0
147	Tax Anticipation Notes	5120									0
148	Corporate Personal Prop Repl Tax Anticipated Notes	5130									0
149	State Aid Anticipation Certificates	5140									0
150	Other Interest on Short-Term Debt (Describe & Itemize)	5150									0
151	<b>Total Debt Service - Interest on Short-Term Debt</b>	<b>5100</b>						<b>0</b>			<b>0</b>
152	<b>Debt Service - Interest on Long-Term Debt</b>	<b>5200</b>									<b>0</b>
153	<b>Total Debt Service</b>	<b>5000</b>						<b>0</b>			<b>0</b>
154	<b>PROVISION FOR CONTINGENCIES (O&amp;M)</b>	<b>6000</b>									<b>0</b>
155	<b>Total Direct Disbursements/Expenditures</b>		<b>2,721,500</b>	<b>761,600</b>	<b>1,058,150</b>	<b>1,698,950</b>	<b>0</b>	<b>0</b>	<b>0</b>	<b>0</b>	<b>6,240,200</b>
156	Excess (Deficiency) of Receipts/Revenues Over Disbursements/Expenditures										6,300
157											
158	<b>30 - DEBT SERVICE FUND (DS)</b>										
159	<b>PAYMENTS TO OTHER DIST &amp; GOVT UNITS (DS)</b>	<b>4000</b>									
160	<b>Payments to Other Dist &amp; Govt Units (In-State)</b>	<b>4100</b>									
161	Payments for Regular Programs	4110									0
162	Payments for Special Education Programs	4120									0
163	Other Payments to In-State Govt Units - Programs (Describe & Itemize)	4190									0
164	<b>Total Payments to Other Dist &amp; Govt Units (In-State)</b>	<b>4000</b>						<b>0</b>			<b>0</b>
165	<b>DEBT SERVICE (DS)</b>	<b>5000</b>									
166	<b>Debt Service - Interest on Short-Term Debt</b>	<b>5100</b>									
167	Tax Anticipation Warrants	5110									0
168	Tax Anticipation Notes	5120									0
169	Corporate Personal Prop Repl Tax Anticipation Notes	5130									0
170	State Aid Anticipation Certificates	5140									0
171	Other Interest on Short-Term Debt (Describe & Itemize)	5150									0
172	<b>Total Debt Service - Interest On Short-Term Debt</b>	<b>5100</b>						<b>0</b>			<b>0</b>

	A	B	C	D	E	F	G	H	I	J	K
1	Description: Enter Whole Numbers Only	Funct #	(100) Salaries	(200) Employee Benefits	(300) Purchased Services	(400) Supplies & Materials	(500) Capital Outlay	(600) Other Objects	(700) Non-Capitalized Equipment	(800) Termination Benefits	(900) Total
173	Debt Service - Interest on Long-Term Debt	5200						4,338,625			4,338,625
174	Debt Service - Payments of Principal on Long-Term Debt <sup>15</sup> (Lease/Purchase Principal Retired) (Describe & Itemize)	5300						42,000			42,000
175	Debt Service - Other (Describe & Itemize)	5400			5,000						5,000
176	Total Debt Service	5000			5,000			4,380,625			4,385,625
177	PROVISION FOR CONTINGENCIES (DS)	6000									0
178	Total Direct Disbursements/Expenditures				5,000			4,380,625			4,385,625
179	Excess (Deficiency) of Receipts/Revenues Over Disbursements/Expenditures										40,375
180											
181	<b>40 - TRANSPORTATION FUND (TR)</b>										
182	SUPPORT SERVICES (TR)	2000									
183	Support Services - Pupils	2100									
184	Other Support Services - Pupils (Describe & Itemize)	2190									0
185	Support Services - Business										
186	Pupil Transportation Services	2550	389,000	33,055	7,187,000						7,609,055
187	Other Support Services - Business (Describe & Itemize)	2900									0
188	Total Support Services	2000	389,000	33,055	7,187,000	0	0	0	0	0	7,609,055
189	COMMUNITY SERVICES (TR)	3000									0
190	PAYMENTS TO OTHER DIST & GOVT UNITS (TR)	4000									
191	Payments to Other Dist & Govt Units (In-State)	4100									
192	Payments for Regular Program	4110									0
193	Payments for Special Education Programs	4120									0
194	Payments for Adult/Continuing Education Programs	4130									0
195	Payments for CTE Programs	4140									0
196	Payments for Community College Programs	4170									0
197	Other Payments to In-State Govt Units - Programs (Describe & Itemize)	4190									0
198	Total Payments to Other Dist & Govt Units (In-State)	4100			0			0			0
199	Payments to Other Dist & Govt Units (Out-of-State) (Describe & Itemize)	4400									0
200	Total Payments to Other Dist & Govt Units	4000			0			0			0
201	DEBT SERVICE (TR)	5000									
202	Debt Service - Interest on Short-Term Debt	5100									
203	Tax Anticipation Warrants	5110									0
204	Tax Anticipation Notes	5120									0
205	Corporate Personal Prop Repl Tax Anticipation Notes	5130									0
206	State Aid Anticipation Certificates	5140									0
207	Other Interest on Short-Term Debt (Describe & Itemize)	5150									0
208	Total Debt Service - Interest On Short-Term Debt	5100						0			0
209	Debt Service - Interest on Long-Term Debt	5200									0
210	Debt Service - Payments of Principal on Long-Term Debt <sup>15</sup> (Lease/Purchase Principal Retired) (Describe & Itemize)	5300									0
211	Debt Service - Other (Describe & Itemize)	5400									0
212	Total Debt Service	5000						0			0
213	PROVISION FOR CONTINGENCIES (TR)	6000									0
214	Total Direct Disbursements/Expenditures		389,000	33,055	7,187,000	0	0	0	0	0	7,609,055
215	Excess (Deficiency) of Receipts/Revenues Over Disbursements/Expenditures										(164,055)
216											
217	<b>50 - MUNICIPAL RETIREMENT/SOC SEC FUND (MR/SS)</b>										
218	INSTRUCTION (MR/SS)	1000									
219	Regular Program	1100		318,150							318,150
220	Pre-K Programs	1125									0
221	Special Education Programs (Functions 1200-1220)	1200		715,225							715,225
222	Special Education Programs Pre-K	1225									0
223	Remedial and Supplemental Programs K-12	1250		42,200							42,200
224	Remedial and Supplemental Programs Pre-K	1275									0
225	Adult/Continuing Education Programs	1300									0
226	CTE Programs	1400									0

1	A	B	C	D	E	F	G	H	I	J	K
2	Description: Enter Whole Numbers Only	Funct #	(100) Salaries	(200) Employee Benefits	(300) Purchased Services	(400) Supplies & Materials	(500) Capital Outlay	(600) Other Objects	(700) Non-Capitalized Equipment	(800) Termination Benefits	(900) Total
227	Interscholastic Programs	1500		5,310							5,310
228	Summer School Programs	1600		49,280							49,280
229	Gifted Programs	1650		10,500							10,500
230	Driver's Education Programs	1700									0
231	Bilingual Programs	1800		29,950							29,950
232	Truant Alternative & Optional Programs	1900									0
233	<b>Total Instruction</b>	<b>1000</b>		<b>1,170,615</b>							<b>1,170,615</b>
234	<b>SUPPORT SERVICES (MR/SS)</b>	<b>2000</b>									
235	<b>Support Services - Pupil</b>	<b>2100</b>									
236	Attendance & Social Work Services	2110		20,600							20,600
237	Guidance Services	2120		35,350							35,350
238	Health Services	2130		215,390							215,390
239	Psychological Services	2140		6,650							6,650
240	Speech Pathology & Audiology Services	2150		25,715							25,715
241	Other Support Services - Pupils (Describe & Itemize)	2190									0
242	<b>Total Support Services - Pupil</b>	<b>2100</b>		<b>303,705</b>							<b>303,705</b>
243	<b>Support Services - Instructional Staff</b>	<b>2200</b>									
244	Improvement of Instruction Services	2210		98,135							98,135
245	Educational Media Services	2220		248,650							248,650
246	Assessment & Testing	2230		200							200
247	<b>Total Support Services - Instructional Staff</b>	<b>2200</b>		<b>346,985</b>							<b>346,985</b>
248	<b>Support Services - General Administration</b>	<b>2300</b>									
249	Board of Education Services	2310		21,675							21,675
250	Executive Administration Services	2320		3,500							3,500
251	Special Area Administrative Services	2330		4,075							4,075
252	Claims Paid from Self Insurance Fund	2361									0
253	Risk Management and Claims Services Payments	2365									0
254	<b>Total Support Services - General Administration</b>	<b>2300</b>		<b>29,250</b>							<b>29,250</b>
255	<b>Support Services - School Administration</b>	<b>2400</b>									
256	Office of the Principal Services	2410		241,500							241,500
257	Other Support Services - School Administration (Describe & Itemize)	2490									0
258	<b>Total Support Services - School Administration</b>	<b>2400</b>		<b>241,500</b>							<b>241,500</b>
259	<b>Support Services - Business</b>	<b>2500</b>									
260	Direction of Business Support Services	2510									0
261	Fiscal Services	2520		89,750							89,750
262	Facilities Acquisition & Construction Services	2530									0
263	Operation & Maintenance of Plant Service	2540		647,515							647,515
264	Pupil Transportation Services	2550		27,255							27,255
265	Food Services	2560		31,070							31,070
266	Internal Services	2570									0
267	<b>Total Support Services - Business</b>	<b>2500</b>		<b>795,590</b>							<b>795,590</b>
268	<b>Support Services - Central</b>	<b>2600</b>									
269	Direction of Central Support Services	2610									0
270	Planning, Research, Development & Evaluation Services	2620									0
271	Information Services	2630		12,730							12,730
272	Staff Services	2640		71,700							71,700
273	Data Processing Services	2660									0
274	<b>Total Support Services - Central</b>	<b>2600</b>		<b>84,430</b>							<b>84,430</b>
275	<b>Other Support Services - Misc. (Describe &amp; Itemize)</b>	<b>2900</b>									0
276	<b>Total Support Services</b>	<b>2000</b>		<b>1,801,460</b>							<b>1,801,460</b>
277	<b>COMMUNITY SERVICES (MR/SS)</b>	<b>3000</b>		<b>48,290</b>							<b>48,290</b>
278	<b>PAYMENTS TO OTHER DIST &amp; GOVT UNITS (MR/SS)</b>	<b>4000</b>									
279	Payments for Regular Programs	4110									0
280	Payments for Special Education Programs	4120									0
281	Payments for CTE Programs	4140									0
282	<b>Total Payments to Other Dist &amp; Govt Units</b>	<b>4000</b>		<b>0</b>							<b>0</b>
283	<b>DEBT SERVICE (MR/SS)</b>	<b>5000</b>									
284	<b>Debt Service - Interest on Short-Term Debt</b>	<b>5100</b>									



1	A	B	C	D	E	F	G	H	I	J	K
2	Description: Enter Whole Numbers Only	Funct #	(100) Salaries	(200) Employee Benefits	(300) Purchased Services	(400) Supplies & Materials	(500) Capital Outlay	(600) Other Objects	(700) Non-Capitalized Equipment	(800) Termination Benefits	(900) Total
285	Tax Anticipation Warrants	5110									0
286	Tax Anticipation Notes	5120									0
287	Corporate Personal Prop Repl Tax Anticipation Notes	5130									0
288	State Aid Anticipation Certificates	5140									0
289	Other Interest on Short-Term Debt (Describe & Itemize)	5150									0
290	<b>Total Debt Service</b>	<b>5000</b>						0			0
291	<b>PROVISION FOR CONTINGENCIES (MR/SS)</b>	<b>6000</b>									0
292	<b>Total Direct Disbursements/Expenditures</b>			3,020,365				0			3,020,365
293	<b>Excess (Deficiency) of Receipts/Revenues Over Disbursements/Expenditures</b>										326,635
294											
295	<b>60 - CAPITAL PROJECTS (CP)</b>										
296	<b>SUPPORT SERVICES (CP)</b>	<b>2000</b>									
297	<b>Support Services - Business</b>										
298	Facilities Acquisition & Construction Services	2530			250,000		2,240,750		6,365,225		8,855,975
299	Other Support Services - Business (Describe & Itemize)	2900									0
300	<b>Total Support Services</b>	<b>2000</b>	0	0	250,000	0	2,240,750	0	6,365,225		8,855,975
301	<b>PAYMENTS TO OTHER DIST &amp; GOVT UNITS (CP)</b>	<b>4000</b>									
302	<b>Payments to Other Dist &amp; Govt Units (In-State)</b>	<b>4100</b>									
303	Payments to Regular Programs	4110									0
304	Payment for Special Education Programs	4120									0
305	Payment for CTE Programs	4140									0
306	Payments to Other Govt Units - Programs (In-State) (Describe & Itemize)	4190									0
307	<b>Total Payments to Other Districts &amp; Govt Units</b>	<b>4000</b>			0			0			0
308	<b>PROVISION FOR CONTINGENCIES (CP)</b>	<b>6000</b>									0
309	<b>Total Direct Disbursements/Expenditures</b>		0	0	250,000	0	2,240,750	0	6,365,225		8,855,975
310	<b>Excess (Deficiency) of Receipts/Revenues Over Disbursements/Expenditures</b>										(8,785,975)
311											
312	<b>70 WORKING CASH FUND (WC)</b>										
313											
314	<b>80 - TORT FUND (TF)</b>										
315	<b>INSTRUCTION (TF)</b>	<b>1000</b>									
316	Regular Programs	1100	0	0	0	0	0	0	0	0	0
317	Tuition Payment to Charter Schools	1115									0
318	Pre-K Programs	1125									0
319	Special Education Programs (Functions 1200 - 1220)	1200									0
320	Special Education Programs Pre-K	1225									0
321	Remedial and Supplemental Programs K-12	1250									0
322	Remedial and Supplemental Programs Pre-K	1275									0
323	Adult/Continuing Education Programs	1300									0
324	CTE Programs	1400									0
325	Interscholastic Programs	1500									0
326	Summer School Programs	1600									0
327	Gifted Programs	1650									0
328	Driver's Education Programs	1700									0
329	Bilingual Programs	1800									0
330	Truant Alternative & Optional Programs	1900	0	0	0	0	0	0	0	0	0
331	Pre-K Programs - Private Tuition	1910									0
332	Regular K-12 Programs Private Tuition	1911									0
333	Special Education Programs K-12 Private Tuition	1912									0
334	Special Education Programs Pre-K Tuition	1913									0
335	Remedial/Supplemental Programs K-12 Private Tuition	1914									0
336	Remedial/Supplemental Programs Pre-K Private Tuition	1915									0
337	Adult/Continuing Education Programs Private Tuition	1916									0
338	CTE Programs Private Tuition	1917									0
339	Interscholastic Programs Private Tuition	1918									0
340	Summer School Programs Private Tuition	1919									0
341	Gifted Programs Private Tuition	1920									0
342	Bilingual Programs Private Tuition	1921									0

1	A	B	C	D	E	F	G	H	I	J	K
2	Description: Enter Whole Numbers Only	Funct #	(100) Salaries	(200) Employee Benefits	(300) Purchased Services	(400) Supplies & Materials	(500) Capital Outlay	(600) Other Objects	(700) Non-Capitalized Equipment	(800) Termination Benefits	(900) Total
343	Truants Alternative/Opt Ed Programs Private Tuition	1922									0
344	<b>Total Instruction<sup>14</sup></b>	<b>1000</b>	0	0	0	0	0	0	0	0	0
345	<b>SUPPORT SERVICES (TF)</b>	<b>2000</b>									
346	<b>Support Services - Pupil</b>	<b>2100</b>									
347	Attendance & Social Work Services	2110									0
348	Guidance Services	2120									0
349	Health Services	2130									0
350	Psychological Services	2140									0
351	Speech Pathology & Audiology Services	2150									0
352	Other Support Services - Pupils (Describe & Itemize)	2190									0
353	<b>Total Support Services - Pupil</b>	<b>2100</b>	0	0	0	0	0	0	0	0	0
354	<b>Support Services - Instructional Staff</b>	<b>2200</b>									
355	Improvement of Instruction Services	2210									0
356	Educational Media Services	2220									0
357	Assessment & Testing	2230									0
358	<b>Total Support Services - Instructional Staff</b>	<b>2200</b>	0	0	0	0	0	0	0	0	0
359	<b>Support Services - General Administration</b>	<b>2300</b>									
360	Board of Education Services	2310									0
361	Executive Administration Services	2320									0
362	Special Area Administration Services	2330									0
363	Claims Paid from Self Insurance Fund	2361									0
364	Risk Management and Claims Services Payments	2365									0
365	<b>Total Support Services - General Administration</b>	<b>2300</b>	0	0	0	0	0	0	0	0	0
366	<b>Support Services - School Administration</b>	<b>2400</b>									
367	Office of the Principal Services	2410									0
368	Other Support Services - School Administration (Describe & Itemize)	2490									0
369	<b>Total Support Services - School Administration</b>	<b>2400</b>	0	0	0	0	0	0	0	0	0
370	<b>Support Services - Business</b>	<b>2500</b>									
371	Direction of Business Support Services	2510									0
372	Fiscal Services	2520									0
373	Facilities Acquisition & Construction Services	2530									0
374	Operation & Maintenance of Plant Services	2540									0
375	Pupil Transportation Services	2550									0
376	Food Services	2560									0
377	Internal Services	2570									0
378	<b>Total Support Services - Business</b>	<b>2500</b>	0	0	0	0	0	0	0	0	0
379	<b>Support Services - Central</b>	<b>2600</b>									
380	Direction of Central Support Services	2610									0
381	Planning, Research, Development & Evaluation Services	2620									0
382	Information Services	2630									0
383	Staff Services	2640									0
384	Data Processing Services	2660									0
385	<b>Total Support Services - Central</b>	<b>2600</b>	0	0	0	0	0	0	0	0	0
386	<b>Other Support Services - Misc. (Describe &amp; Itemize)</b>	<b>2900</b>									
387	<b>Total Support Services</b>	<b>2000</b>	0	0	0	0	0	0	0	0	0
388	<b>COMMUNITY SERVICES (TF)</b>	<b>3000</b>									
389	<b>PAYMENTS TO OTHER DIST &amp; GOVT UNITS (TF)</b>	<b>4000</b>									
390	<b>Payments to Other Dist &amp; Govt Units (In-State)</b>	<b>4100</b>									
391	Payments for Regular Programs	4110									0
392	Payments for Special Education Programs	4120									0
393	Payments for Adult/Continuing Education Programs	4130									0
394	Payments for CTE Programs	4140									0
395	Payments for Community College Programs	4170									0
396	Other Payments to In-State Govt Units - Programs (Describe & Itemize)	4190									0
397	<b>Total Payments to Other Dist &amp; Govt Units (In-State)</b>	<b>4100</b>			0			0			0
398	Payments for Regular Programs - Tuition	4210									0
399	Payments for Special Education Programs - Tuition	4220									0
400	Payments for Adult/Continuing Education Programs - Tuition	4230									0

1	A	B	C	D	E	F	G	H	I	J	K
2	Description: Enter Whole Numbers Only	Funct #	(100) Salaries	(200) Employee Benefits	(300) Purchased Services	(400) Supplies & Materials	(500) Capital Outlay	(600) Other Objects	(700) Non-Capitalized Equipment	(800) Termination Benefits	(900) Total
401	Payments for CTE Programs - Tuition	4240									0
402	Payments for Community College Programs - Tuition	4270									0
403	Payments for Other Programs - Tuition	4280									0
404	Other Payments to In-State Govt Units - Tuition (Describe & Itemize)	4290									0
405	<b>Total Payments to Other Dist &amp; Govt Units - Tuition (In State)</b>	<b>4200</b>						0			0
406	Payments for Regular Programs - Transfers	4310									0
407	Payments for Special Education Programs - Transfers	4320									0
408	Payments for Adult/Continuing Ed Programs - Transfers	4330									0
409	Payments for CTE Programs - Transfers	4340									0
410	Payments for Community College Program - Transfers	4370									0
411	Payments for Other Programs - Transfers	4380									0
412	Other Payments to In-State Govt Units - Transfers (Describe & Itemize)	4390									0
413	<b>Total Payments to Other Dist &amp; Govt Units-Transfers (In State)</b>	<b>4300</b>			0			0			0
414	Payments to Other Dist & Govt Units (Out of State)	4400									0
415	<b>Total Payments to Other Dist &amp; Govt Units</b>	<b>4000</b>			0			0			0
416	<b>DEBT SERVICE (TF)</b>	<b>5000</b>									
417	<b>Debt Service - Interest on Short-Term Debt</b>										
418	Tax Anticipation Warrants	5110									0
419	Tax Anticipation Notes	5120									0
420	Corporate Personal Property Replacement Tax Anticipation Notes	5130									0
421	State Aid Anticipation Certificates	5140									0
422	Other Interest or Short-Term Debt (Describe & Itemize)	5150									0
423	<b>Debt Service - Interest on Long-Term Debt</b>	<b>5200</b>									0
424	<b>Debt Service - Payments of Principal on Long-Term Debt <sup>15</sup> (Lease/Purchase Principal Retired) (Describe &amp; Itemize)</b>	<b>5300</b>									0
425	<b>Debt Service - Other (Describe &amp; Itemize)</b>	<b>5400</b>									0
426	<b>Total Debt Service</b>	<b>5000</b>			0			0			0
427	<b>PROVISION FOR CONTINGENCIES (TF)</b>	<b>6000</b>									0
428	<b>Total Direct Disbursements/Expenditures</b>		0	0	0	0	0	0	0	0	0
429	Excess (Deficiency) of Receipts/Revenues Over Disbursements/Expenditures										0
430											
431	<b>90 - FIRE PREVENTION &amp; SAFETY FUND (FP&amp;S)</b>										
432	<b>SUPPORT SERVICES (FP&amp;S)</b>	<b>2000</b>									
433	<b>Support Services - Business</b>	<b>2500</b>									
434	Facilities Acquisition & Construction Services	2530									0
435	Operation & Maintenance of Plant Service	2540				15,000					15,000
436	<b>Total Support Services - Business</b>	<b>2500</b>	0	0	0	15,000	0	0	0		15,000
437	<b>Other Support Services - Misc. (Describe &amp; Itemize)</b>	<b>2900</b>									0
438	<b>Total Support Services</b>	<b>2000</b>	0	0	0	15,000	0	0	0		15,000
439	<b>PAYMENTS TO OTHER DISTRICTS &amp; GOVT UNITS (FP&amp;S)</b>	<b>4000</b>									
440	Payments to Regular Programs	4110									0
441	Payments to Special Education Programs	4120									0
442	Other Payments to In-State Govt Units - Programs (Describe & Itemize)	4190									0
443	<b>Total Payments to Other Districts &amp; Govt Units (FPS)</b>	<b>4000</b>						0			0
444	<b>DEBT SERVICE (FP&amp;S)</b>	<b>5000</b>									
445	<b>Debt Service - Interest on Short-Term Debt</b>	<b>5100</b>									
446	Tax Anticipation Warrants	5110									0
447	Other Interest on Short-Term Debt (Describe & Itemize)	5150									0
448	<b>Total Debt Service - Interest on Short-Term Debt</b>	<b>5100</b>						0			0
449	<b>Debt Service - Interest on Long-Term Debt</b>	<b>5200</b>									0
450	<b>Debt Service - Payments of Principal on Long-Term Debt <sup>15</sup> (Lease/Purchase Principal Retired) (Describe &amp; Itemize)</b>	<b>5300</b>									0
451	<b>Total Debt Service</b>	<b>5000</b>						0			0
452	<b>PROVISIONS FOR CONTINGENCIES (FP&amp;S)</b>	<b>6000</b>									0
453	<b>Total Direct Disbursements/Expenditures</b>		0	0	0	15,000	0	0	0		15,000
454	Excess (Deficiency) of Receipts/Revenues Over Disbursements/Expenditures										(10,000)

	B	C	D	E	F	G	H
1	<b>If there is an amount in column C or column G, please describe the type of revenue or expenditure in column D or column H</b>						
2	<b>Revenue Check:</b>	OK					
3	<b>Expenditure Check:</b>	OK					
4	<b>Revenues Acct. (EstRev tab)</b>	<b>Amount</b>	<b>Describe Revenue</b>		<b>Expenditures Fund-Function (EstExp tab)</b>	<b>Amount</b>	<b>Describe Expenditures</b>
5	1190				10-2190	\$ 15,000	Graduation Supplies
6	1290				10-2490		
7	1614	\$ 25,000	Special Milk Program		10-2900	\$ 10,000	Other Support Services - per ISBE
8	1690				10-4190		
9	1790				10-4290		
10	1819				10-4390		
11	1829				10-4400		
12	1890	\$ 4,000	Prior Year Registration Fees		10-5150		
13	1993	\$ 695,000	Health Insurance Revenue		20-2190		
14	1999	\$ 120,000	Misc Revenue		20-2900		
15	2300				20-4190		
16	3099				20-4400		
17	3199				20-5150		
18	3299				30-4190		
19	3499				30-5150		
20	3599				30-5300	\$ 42,000	Debt Service Principal Payments
21	3999	\$ 5,000	Library Grant		30-5400	\$ 5,000	Debt Service Management Fee
22	4009				40-2190		
23	4090				40-2900		
24	4199				40-4190		
25	4299				40-4400		
26	4399				40-5150		
27	4499				40-5300		
28	4699				40-5400		
29	4799				50-2190		
30	4998				50-2490		
31					50-2900		
32					50-5150		
33					60-2900		
34					60-4190		
35					80-2190		
36					80-2490		
37					80-2900		
38					80-4190		
39					80-4290		
40					80-4390		
41					80-4400		
42					80-5150		
43					80-5300		
44					80-5400		
45					90-2900		
46					90-4190		
47					90-5150		
48					90-5300		

DEFICIT BUDGET SUMMARY INFORMATION - Operating Funds Only (School Districts Only)					
Description	EDUCATIONAL FUND (10)	OPERATIONS & MAINTENANCE FUND (20)	TRANSPORTATION FUND (40)	WORKING CASH FUND (70)	TOTAL
Direct Revenues	79,287,130	6,246,500	7,445,000	249,900	93,228,530
Direct Expenditures	76,336,660	6,240,200	7,609,055		90,185,915
Difference	2,950,470	6,300	(164,055)	249,900	3,042,615
Estimated Fund Balance - June 30, 2025	43,605,950	5,282,950	4,470,271	6,040,820	59,399,991

**Balanced budget; no Deficit Reduction Plan is required.**

A deficit reduction plan is required if the local board of education adopts (or amends) the 2024-2025 school district budget in which the "operating funds" listed above result in direct revenues (line 9, BudgetSum 2-4) being less than direct expenditures (line 19, BudgetSum 2-4) by an amount equal to or greater than one-third (1/3) of the ending fund balance (line 81, BudgetSum 2-4).

**Note:** The balance is determined using only the four funds listed above. That is, if the estimated ending fund balance is less than three times the deficit spending, the district must adopt and file with ISBE a deficit reduction plan to balance the shortfall within three years.

Per School Code (105 ILCS 5/17-1) - If the Deficit AFR Summary Information tab from the 2023-2024 Annual Financial Report (AFR) reflects a deficit as defined above, then the school district shall adopt and submit a deficit reduction plan (found here on page 23-27) to ISBE within 30 days after acceptance of the AFR.

The deficit reduction plan, if required, is developed using ISBE guidelines and format.

	A	B	C	D	E	F	G
1	<b>*School Districts Only</b>		<b>DEFICIT REDUCTION PLAN ESTIMATED BUDGET FY2024-2025</b>				
2							
3	<b>07016135002</b>						
4	<i>District Number</i>						
5	<b>Orland SD 135</b>						
6	<i>District Name</i>		<b>Educational Fund</b>	<b>Operations &amp; Maintenance Fund</b>	<b>Transportation Fund</b>	<b>Working Cash Fund</b>	<b>Total</b>
7	<b>ESTIMATED BEGINNING FUND BALANCE (must equal prior Ending Fund Balance)</b>		43,155,480	5,276,650	4,634,326	8,290,920	61,357,376
8	<b>RECEIPTS/REVENUES</b>	<b>Acct #</b>					
9	<b>LOCAL SOURCES</b>	<b>1000</b>	70,781,100	6,246,500	4,245,000	249,900	81,522,500
10	<b>FLOW-THROUGH RECEIPTS/REVENUES FROM ONE DISTRICT TO ANOTHER DISTRICT</b>	<b>2000</b>	0	0	0		0
11	<b>STATE SOURCES</b>	<b>3000</b>	5,707,930	0	3,200,000	0	8,907,930
12	<b>FEDERAL SOURCES</b>	<b>4000</b>	2,798,100	0	0	0	2,798,100
13	<b>Total Receipts/Revenues</b>		79,287,130	6,246,500	7,445,000	249,900	93,228,530
14	<b>DISBURSEMENTS/EXPENDITURES</b>	<b>Funct #</b>					
15	<b>INSTRUCTION</b>	<b>1000</b>	51,359,708				51,359,708
16	<b>SUPPORT SERVICES</b>	<b>2000</b>	23,852,632	6,240,200	7,609,055		37,701,887
17	<b>COMMUNITY SERVICES</b>	<b>3000</b>	524,320	0	0		524,320
18	<b>PAYMENTS TO OTHER DISTRICTS &amp; GOVT. UNITS</b>	<b>4000</b>	600,000	0	0		600,000
19	<b>DEBT SERVICES</b>	<b>5000</b>	0	0	0		0
20	<b>PROVISION FOR CONTINGENCIES</b>	<b>6000</b>	0	0	0		0
21	<b>Total Disbursements/Expenditures</b>		76,336,660	6,240,200	7,609,055		90,185,915
22	<b>Excess of Receipts/Revenue Over/(Under) Disbursements/Expenditures</b>		2,950,470	6,300	(164,055)	249,900	3,042,615
23	<b>OTHER SOURCES/USES OF FUNDS</b>						
24	<b>OTHER SOURCES OF FUNDS (7000)</b>		0	0	0	0	0
25	<b>OTHER USES OF FUNDS (8000)</b>		2,500,000	0	0	2,500,000	5,000,000
26	<b>TOTAL OTHER SOURCES/USES OF FUNDS</b>		(2,500,000)	0	0	(2,500,000)	(5,000,000)
27	<b>ESTIMATED ENDING FUND BALANCE</b>		43,605,950	5,282,950	4,470,271	6,040,820	59,399,991

	A	B	H	I	J	K	L
1	<b>*School Districts Only</b>		<b>ESTIMATED BUDGET FY2025-2026</b>				
2							
3	<b>07016135002</b>						
4	<i>District Number</i>						
5	<b>Orland SD 135</b>						
6	<i>District Name</i>		<b>Educational Fund</b>	<b>Operations &amp; Maintenance Fund</b>	<b>Transportation Fund</b>	<b>Working Cash Fund</b>	<b>Total</b>
7	<b>ESTIMATED BEGINNING FUND BALANCE (must equal prior Ending Fund Balance)</b>		43,605,950	5,282,950	4,470,271	6,040,820	59,399,991
8	<b>RECEIPTS/REVENUES</b>	<b>Acct #</b>					
9	<b>LOCAL SOURCES</b>	1000					0
10	<b>FLOW-THROUGH RECEIPTS/REVENUES FROM ONE DISTRICT TO ANOTHER DISTRICT</b>	2000					0
11	<b>STATE SOURCES</b>	3000					0
12	<b>FEDERAL SOURCES</b>	4000					0
13	<b>Total Receipts/Revenues</b>		0	0	0	0	0
14	<b>DISBURSEMENTS/EXPENDITURES</b>	<b>Funct #</b>					
15	<b>INSTRUCTION</b>	1000					0
16	<b>SUPPORT SERVICES</b>	2000					0
17	<b>COMMUNITY SERVICES</b>	3000					0
18	<b>PAYMENTS TO OTHER DISTRICTS &amp; GOVT. UNITS</b>	4000					0
19	<b>DEBT SERVICES</b>	5000					0
20	<b>PROVISION FOR CONTINGENCIES</b>	6000					0
21	<b>Total Disbursements/Expenditures</b>		0	0	0		0
22	<b>Excess of Receipts/Revenue Over/(Under) Disbursements/Expenditures</b>		0	0	0	0	0
23	<b>OTHER SOURCES/USES OF FUNDS</b>						
24	<b>OTHER SOURCES OF FUNDS (7000)</b>						0
25	<b>OTHER USES OF FUNDS (8000)</b>						0
26	<b>TOTAL OTHER SOURCES/USES OF FUNDS</b>		0	0	0	0	0
27	<b>ESTIMATED ENDING FUND BALANCE</b>		43,605,950	5,282,950	4,470,271	6,040,820	59,399,991

	A	B	M	N	O	P	Q
1	<b>*School Districts Only</b>		<b>ESTIMATED BUDGET FY2026-2027</b>				
2							
3	<b>07016135002</b>						
4	<i>District Number</i>						
5	<b>Orland SD 135</b>						
6	<i>District Name</i>		<b>Educational Fund</b>	<b>Operations &amp; Maintenance Fund</b>	<b>Transportation Fund</b>	<b>Working Cash Fund</b>	<b>Total</b>
7	<b>ESTIMATED BEGINNING FUND BALANCE (must equal prior Ending Fund Balance)</b>		43,605,950	5,282,950	4,470,271	6,040,820	59,399,991
8	<b>RECEIPTS/REVENUES</b>	<b>Acct #</b>					
9	<b>LOCAL SOURCES</b>	1000					0
10	<b>FLOW-THROUGH RECEIPTS/REVENUES FROM ONE DISTRICT TO ANOTHER DISTRICT</b>	2000					0
11	<b>STATE SOURCES</b>	3000					0
12	<b>FEDERAL SOURCES</b>	4000					0
13	<b>Total Receipts/Revenues</b>		0	0	0	0	0
14	<b>DISBURSEMENTS/EXPENDITURES</b>	<b>Funct #</b>					
15	<b>INSTRUCTION</b>	1000					0
16	<b>SUPPORT SERVICES</b>	2000					0
17	<b>COMMUNITY SERVICES</b>	3000					0
18	<b>PAYMENTS TO OTHER DISTRICTS &amp; GOVT. UNITS</b>	4000					0
19	<b>DEBT SERVICES</b>	5000					0
20	<b>PROVISION FOR CONTINGENCIES</b>	6000					0
21	<b>Total Disbursements/Expenditures</b>		0	0	0		0
22	<b>Excess of Receipts/Revenue Over/(Under) Disbursements/Expenditures</b>		0	0	0	0	0
23	<b>OTHER SOURCES/USES OF FUNDS</b>						
24	<b>OTHER SOURCES OF FUNDS (7000)</b>						0
25	<b>OTHER USES OF FUNDS (8000)</b>						0
26	<b>TOTAL OTHER SOURCES/USES OF FUNDS</b>		0	0	0	0	0
27	<b>ESTIMATED ENDING FUND BALANCE</b>		43,605,950	5,282,950	4,470,271	6,040,820	59,399,991



	A	B	R	S	T	U	V
1	<b>*School Districts Only</b>		<b>ESTIMATED BUDGET FY2027-2028</b>				
2							
3	<b>07016135002</b>						
4	<i>District Number</i>						
5	<b>Orland SD 135</b>						
6	<i>District Name</i>		<b>Educational Fund</b>	<b>Operations &amp; Maintenance Fund</b>	<b>Transportation Fund</b>	<b>Working Cash Fund</b>	<b>Total</b>
7	<b>ESTIMATED BEGINNING FUND BALANCE (must equal prior Ending Fund Balance)</b>		43,605,950	5,282,950	4,470,271	6,040,820	59,399,991
8	<b>RECEIPTS/REVENUES</b>	<b>Acct #</b>					
9	<b>LOCAL SOURCES</b>	1000					0
10	<b>FLOW-THROUGH RECEIPTS/REVENUES FROM ONE DISTRICT TO ANOTHER DISTRICT</b>	2000					0
11	<b>STATE SOURCES</b>	3000					0
12	<b>FEDERAL SOURCES</b>	4000					0
13	<b>Total Receipts/Revenues</b>		0	0	0	0	0
14	<b>DISBURSEMENTS/EXPENDITURES</b>	<b>Funct #</b>					
15	<b>INSTRUCTION</b>	1000					0
16	<b>SUPPORT SERVICES</b>	2000					0
17	<b>COMMUNITY SERVICES</b>	3000					0
18	<b>PAYMENTS TO OTHER DISTRICTS &amp; GOVT. UNITS</b>	4000					0
19	<b>DEBT SERVICES</b>	5000					0
20	<b>PROVISION FOR CONTINGENCIES</b>	6000					0
21	<b>Total Disbursements/Expenditures</b>		0	0	0		0
22	<b>Excess of Receipts/Revenue Over/(Under) Disbursements/Expenditures</b>		0	0	0	0	0
23	<b>OTHER SOURCES/USES OF FUNDS</b>						
24	<b>OTHER SOURCES OF FUNDS (7000)</b>						0
25	<b>OTHER USES OF FUNDS (8000)</b>						0
26	<b>TOTAL OTHER SOURCES/USES OF FUNDS</b>		0	0	0	0	0
27	<b>ESTIMATED ENDING FUND BALANCE</b>		43,605,950	5,282,950	4,470,271	6,040,820	59,399,991

	A	B	W	X	Y	Z
1	<b>*School Districts Only</b>		<b>SUMMARY</b> <b>BUDGET ADDENDUM - DEFICIT REDUCTION PLAN</b> <b>ESTIMATED BUDGET</b> Date of Adoption: <input type="text"/> <i>(Enter as MM/DD/YY)</i>			
2						
3	<b>07016135002</b>					
4	<i>District Number</i>					
5	<b>Orland SD 135</b>					
6	<i>District Name</i>		<b>FY2024-2025</b>	<b>FY2025-2026</b>	<b>FY2026-2027</b>	<b>FY2027-2028</b>
7	<b>ESTIMATED BEGINNING FUND BALANCE</b> <i>(must equal prior Ending Fund Balance)</i>		61,357,376	59,399,991	59,399,991	59,399,991
8	<b>RECEIPTS/REVENUES</b>	<b>Acct #</b>				
9	<b>LOCAL SOURCES</b>	<b>1000</b>	81,522,500	0	0	0
10	<b>FLOW-THROUGH RECEIPTS/REVENUES FROM ONE DISTRICT TO ANOTHER DISTRICT</b>	<b>2000</b>	0	0	0	0
11	<b>STATE SOURCES</b>	<b>3000</b>	8,907,930	0	0	0
12	<b>FEDERAL SOURCES</b>	<b>4000</b>	2,798,100	0	0	0
13	<b>Total Receipts/Revenues</b>		93,228,530	0	0	0
14	<b>DISBURSEMENTS/EXPENDITURES</b>	<b>Funct #</b>				
15	<b>INSTRUCTION</b>	<b>1000</b>	51,359,708	0	0	0
16	<b>SUPPORT SERVICES</b>	<b>2000</b>	37,701,887	0	0	0
17	<b>COMMUNITY SERVICES</b>	<b>3000</b>	524,320	0	0	0
18	<b>PAYMENTS TO OTHER DISTRICTS &amp; GOVT. UNITS</b>	<b>4000</b>	600,000	0	0	0
19	<b>DEBT SERVICES</b>	<b>5000</b>	0	0	0	0
20	<b>PROVISION FOR CONTINGENCIES</b>	<b>6000</b>	0	0	0	0
21	<b>Total Disbursements/Expenditures</b>		90,185,915	0	0	0
22	<b>Excess of Receipts/Revenue Over/(Under) Disbursements/Expenditures</b>		3,042,615	0	0	0
23	<b>OTHER SOURCES/USES OF FUNDS</b>					
24	<b>OTHER SOURCES OF FUNDS (7000)</b>		0	0	0	0
25	<b>OTHER USES OF FUNDS (8000)</b>		5,000,000	0	0	0
26	<b>TOTAL OTHER SOURCES/USES OF FUNDS</b>		(5,000,000)	0	0	0
27	<b>ESTIMATED ENDING FUND BALANCE</b>		59,399,991	59,399,991	59,399,991	59,399,991

**Deficit Reduction Plan-Background/Assumptions (School Districts Only)****Fiscal Year 2024-2025  
through Fiscal Year 2027-2028**

---

**Orland SD 135      07016135002**

---

Please complete the following schedule and include a brief description to identify any areas of the budget that will be impacted from one year to the next. If the deficit reduction plan relies upon new local revenues, identify contingencies for further budget reductions which will be enacted in the event those new revenues are not available.

---

**1. Background and Narrative of Budget Reductions:****2. Assumptions Used in the Deficit Reduction Plan:****- EBF and Estimated New Tier Funding:****- Equal Assessed Valuation and Tax Rates:****- Employee Salaries and Benefits:**

***Deficit Reduction Plan-Background/Assumptions (School Districts Only)***

***Fiscal Year 2024-2025***

***through Fiscal Year 2027-2028***

- Short- and Long-Term Borrowing:

- Educational Impact:

- Other Assumptions:

- Has the district considered shared services or outsourcing (Ex: Transportation, Insurance)? If yes, please explain:

## Evidence-Based Funding: Fiscal Year 2025 Spending Plan

### ORLAND SCHOOL DISTRICT 135

#### Part I: Achieving Student Growth and Making Progress Toward State Education Goals

The questions below allow you to indicate the strategic priorities and strategies that will drive your efforts to achieve student growth and make progress toward state education goals. These may involve investing in any combination of an Organizational Unit's core resources time, money, people, and programs.

*Collaboration Opportunity - Organizational Units may find that Part I is most easily and effectively completed if led by program leaders in consultation with finance leaders.*

1) What are the Organizational Unit's strategic goals for student success for the 2024-25 school year? What measures will be used to evaluate progress? (No more than 2000 characters, including spaces.)

The Director of Curriculum works closely with the building administration to ensure that we maintain and/or increase equitable resource allocation for students so that more dollars benefit students in greater need. EBF helps to fund resources for our low income students, which all of our 10 schools are considered Title I schools. We have seen an increase in our EL and Special Education population which EBF will help to increase and/or maintain programs to close equity and adequacy gaps.

	Top Strategy 1	Top Strategy 2	Top Strategy 3
2) Select the top three strategies that the Organizational Unit will employ to achieve student growth and make progress toward state education goals. (Select three different responses from the dropdown list.)	Focus increased time and attention on special student groups	Improve programs, curriculum, and/or learning tools	Increase the number of high-quality educators dedicated to special student groups
If "Other" was selected in question 2, please describe. (No more than 1000 characters, including spaces.)	The EL population has continued to rise therefore the district will put more focus on supporting these students instructionally. Building based professional development is being offered to provide general education staff opportunities to learn research-based strategies best suited for English Learners. Additional newcomer resources are being purchased to support the increase of newcomer students.		

#### Part II: Planned Use of Evidence-Based Funding

The questions below provide an opportunity to document the stakeholders with whom you consulted and the data you analyzed as you determined your strategic allocations of FY 2025 EBF dollars. Key statistics related to EBF distributions are provided for your reference. Form 50-36/50-39 is typically released before current-year appropriations are known. Therefore, the figures provided are for the prior fiscal year.

*Collaboration Opportunity - Organizational Units may find that questions in this section are most easily and effectively completed if led by finance leaders in consultation with program leaders.*

Evidence-Based Funding Organizational Unit Results (FY 2024)	Final Resources / Adequacy Target = Percent of Adequacy	Average Student Enrollment	5,162.25	Adequacy Target	\$74,015,722
		Final Resources	\$76,466,697	Percent of Adequacy	103%
	Base Funding Minimum + Tier Funding = Gross State Contribution	Tier Assignment	4	Gross State Contribution	\$4,639,919
		FY24 Base Funding Minimum	\$4,635,204	FY 2024 Tier Funding	\$4,715
	Within FY 2024 Gross State Contribution, Resources Attributable to Specific Populations	Low-Income Students	\$837,813		
		English Learners (ELs)	\$152,314		
		Special Education	\$1,915,635		

	FY 2025 Tier Funding	\$4,863	Funding Type (Select)	Estimated
1) FY 2025 Tier Funding Allocation*: Enter the dollar amount of Tier Funding (e.g., NEW MONEY only) allocated to the Organizational Unit for FY 2025. Select whether the amount is estimated or actual funding.				*Note: Tier Funding allocations are published annually at <a href="https://www.isbe.net/Pages/ebfdistribution.aspx">https://www.isbe.net/Pages/ebfdistribution.aspx</a> . Amounts are available in early August. Districts must use actual funding amounts if they are available before submitting the budget to ISBE.

		Data Source 1	Data Source 2	Data Source 3			
2)	Select the <b>top three</b> sources of data used to inform the Organizational Unit's planned allocation of EBF dollars. (Select three different responses.)	Student growth and achievement data, disaggregated by student groups	Student grades or other local academic performance data	Student discipline and behavior data			
3)	Indicate with which groups the Organizational Unit engaged to inform its intended allocation of EBF dollars. (Select any that apply; otherwise leave blank.)	Bilingual Program Director(s)	Yes	Principals	Yes	Bilingual Parent Advisory Committee	Yes
		Special Ed. Program Director(s)	Yes	School Improvement Teams		Other Parent Group(s)	
		Other Program Leaders	Yes	Teacher or Support Staff Unions		Community Focus Group(s)	
		School Board Members	Yes	Other School Staff		Other	
	[Optional] Provide a brief description of the Organizational Unit's process for consulting with internal and external stakeholders in determining the allocation of EBF dollars. (No more than 1000 characters, including spaces.)						
		Priority Investment 1	Priority Investment 2	Priority Investment 3			
4)	Given the data analyzed, the stakeholders consulted, and the priorities identified in Part I, indicate the top three priority investments the Organizational Unit will make with its FY 2025 Base Funding Minimum (e.g., excluding Tier Funding). Choose "Other" if investments do not match the provided list. (Select three different responses. "Other" may be selected more than once if needed.)	EL Intervention Teacher	Low-Income Intervention Teacher	Instructional Materials			
	If "Other" was selected in question 4, please describe. (No more than 1000 characters, including spaces.)						
Cost Factor Table							
5)	<p>The table below presents the regionally adjusted amount embedded in the Organizational Unit's FY 2024 Adequacy Target for each of the 34 cost factors in the Evidence-Based Funding model (Column F). Column G is required for all Organizational Units that receive at least \$5,000 in Tier Funding, while column H is optional. Organizational Units may choose to provide additional narrative context in Columns I-M to elaborate on the figures included in the table. ISBE has produced guidance for populating the cost factor table. The guidance includes a definition for each cost factor, along with suggestions for using Employee Information System position codes and common expenditure accounts to support a determination of expenditures. This guidance is available at <a href="https://www.isbe.net/ebfspendingplan">https://www.isbe.net/ebfspendingplan</a>.</p> <p><b>Column G:</b> If the Organizational Unit will receive at least \$5,000 in FY 2025 Tier Funding (as entered in Q2.1/cell G31), column G is required. Please indicate the Organizational Unit's planned expenditures in FY 2025 from Tier Funds only. Organizational Units are not expected to place a value in each cell. Rather, the table allows for the communication of priority investments with new state resources for the current fiscal year. During years in which there is no new Tier Funding, column G will not be required. During years in which Tier Funding is available, the amount of new Tier Funding entered in Q2.1/cell G31 above must equal the sum in cell G90 below. If some or all Tier Funding is invested outside of the cost factors, enter a dollar amount in cell G89 and provide additional context in the space for a narrative beginning in row 93.</p> <p><b>Column H:</b> Optionally, Organizational Units may populate column H with total planned expenditures in FY 2025 for each cost factor from all revenue sources (e.g., not just from EBF). By comparing the figures in column F to the figures entered in column H, the Organizational Unit may engage local stakeholders in productive dialogue about resource allocation decisions.</p>						
Cost Factors		Amount in FY 2024 Adjusted Adequacy Target	Budgeted FY 2025 Investments with New Tier Funding [Optional]	Budgeted FY 2025 Expenditures (All Resources) [Optional]	Optional District Narratives		
Core Investments	Core Teachers	\$17,945,841			Enter optional context for core investment decisions.		
	Specialist Teachers	\$3,589,168					
	Instructional Facilitator	\$1,902,542					
	Core Intervention Teacher	\$845,083					
	Substitute Teachers	\$649,325					
	Guidance Counselor	\$1,173,840					
	Nurse	\$444,347					
	Supervisory Aide	\$720,221					
	Librarian	\$975,760					
	Librarian Aide	\$540,245					
	Principal	\$1,447,571					
	Assistant Principal	\$1,246,362					
	School Site Staff	\$864,232					
<b>Subtotal</b>		<b>\$32,344,536</b>					

Per Student Investments	Gifted	\$458,910		Enter optional context for per student investment decisions.	
	Professional Development	\$645,281			
	Instructional Materials	\$1,677,731			
	Assessments	\$175,517			
	Computer & Tech Equipment	\$1,473,822			
	Student Activities	\$867,705			
	Maintenance & Operations	\$7,025,822			
	Central Office	\$4,837,028			
	Employee Benefits	\$13,506,933			
	<b>Subtotal*</b>	<b>\$30,951,247</b>			
Additional Investments	Low-Income Intervention Teacher	\$895,592		Enter optional context for additional investment decisions.	
	Low-Income Pupil Support Staff	\$895,592			
	Low-Income Extended Day Teacher	\$932,812			
	Low-Income Summer School Teacher	\$932,812			
	EL Intervention Teacher	\$493,933			
	EL Pupil Support Staff	\$493,933			
	EL Extended Day Teacher	\$514,093			
	EL Summer School Teacher	\$514,093			
	EL Core Teacher	\$617,222			
	Sp Ed Teacher	\$2,838,756			
	Sp Ed Instructional Assistant	\$1,149,904			
	Sp Ed Psychologist	\$441,197			
		<b>Subtotal</b>	<b>\$10,719,939</b>		
	<b>Other Investments</b>				
	<b>Total**</b>	<b>\$74,015,722</b>		<b>Tier Funding Check (Cell G90)</b>	
<p>*The subtotal for Per Student Investments is a calculated figure that adjusts salary portions of Central Office and Maintenance &amp; Operations to account for regional salary differences. As a result, the sum of each individual cost factor will not equal the subtotal.</p> <p>**The total is the Final Adequacy Target (adjusted for Regionalization Factor) calculated in the Full FY 2024 EBF Calculation file. Due to differences in rounding, this figure may vary slightly from the sum of the subtotals in this table.</p>					
<p>If some or all Tier Funding was invested outside of the cost factors, please describe. (No more than 1000 characters, including spaces.)</p>					
<p><b>Part III: Support for Special Student Groups</b></p>					
<p>EBF statute sets aside specific allocations to be spent for special education, English learners, and low-income students. Per statute these designated funds must be spent on programs and services benefiting these specific student groups. Funds for English learners and low-income students must be spent in addition to, and not in lieu of, funding that supports general programs of instruction for all students. Funds attributable to special education must be used for the provision of special education facilities and services as outlined in ILCS 14-1.08 Current-year EBF amounts attributable to each of the special student groups must be reported in cells G100-G102 below. If the Organizational Unit received at least \$5,000 for any of the student groups, a response to the questions below is required. For amounts less than \$5,000, a response is optional. All other EBF funds may be spent in any manner deemed appropriate by the school district.</p>					
<p><i>Collaboration Opportunity - Organizational Units may find that questions in this section are most easily and effectively completed through collaboration between program leaders affiliated with each student group and finance leaders.</i></p>					
1)	<p><b>FY 2025 Student Population Allocations*:</b> Enter the dollar amount of resources attributable to Specific Populations within the FY25 Gross State Contribution. Enter "0" if no funds are allocated for a student group. Select whether amounts are estimated or actual.</p>	<b>Low-Income Students</b>	Enter Amounts	Select type	<p>*Note: Allocations for each of the three student groups are published annually at <a href="http://isbe.net/ebfdist">isbe.net/ebfdist</a> under "Reports." Amounts are typically available by September 1. Districts must use actual funding amounts if they are available before submitting the budget to ISBE.</p>
		English Learners	\$838,236	Estimated	
		Special Education	\$152,549	Estimated	
			\$1,916,011	Estimated	

2)	<b>Organizational Unit investment of EBF dollars for low-income students: Select the investments that apply. (Optionally, dollar amounts for each investment may be entered.)</b> <b>Response Required</b>	Low-Income Intervention Teacher	Yes	Low-Income Extended Day Teacher	Yes	Other Investments		
		[Optional - Enter \$]		[Optional - Enter \$]		[Optional - Enter \$]		
		Low-Income Pupil Support Staff		Low-Income Summer School Teacher				
		[Optional - Enter \$]		[Optional - Enter \$]				
Additional context for the Organizational Unit's planned use of dollars attributable to low-income students in FY 2025. (Required if "Other Investments" selected above. No more than 500 characters, including spaces. )								

3)	<b>Organizational Unit investment of EBF dollars for English learners: Select the investments that apply. (Optionally, dollar amounts for each investment may be entered.)</b> <b>Response Required</b>	English Learner Intervention Teacher	Yes	English Learner Extended Day Teacher	Yes	English Learner Core Teacher	
		[Optional - Enter \$]		[Optional - Enter \$]		[Optional - Enter \$]	
		English Learner Pupil Support Staff	Yes	English Learner Summer School Teacher	Yes	Other Investments	
		[Optional - Enter \$]		[Optional - Enter \$]		[Optional - Enter \$]	
Additional context for the Organizational Unit's planned use of dollars attributable to English learners in FY 2025. (Required if "Other Investments" selected above. No more than 500 characters, including spaces. )							

4)	<b>Organizational Units investment of EBF dollars for Special Education: Select the investments that apply. (Optionally, dollar amounts for each investment may be entered.)</b> <b>Response Required</b>	Special Education Teacher	Yes	Special Education Psychologist	Yes			
		[Optional - Enter \$]		[Optional - Enter \$]				
		Special Education Instructional Assistant	Yes	Other Investments				
		[Optional - Enter \$]		[Optional - Enter \$]				
Additional context for the Organizational Unit's planned use of dollars attributable to Special Education students in FY 2025. (Required if "Other Investments" selected above. No more than 500 characters, including spaces. )								

**Plan Assurances**

Please complete the assurances below related to Article 14C of the Illinois School Code, which stipulates allowable expenditures for English learners. Organizational Units should maintain supporting documentation (e.g., sign-in sheets, meeting agendas) to affirm the veracity of the below assurances. Note that a separate collection of the Bilingual Service Plan takes place before each school year and must be separately reviewed by the Bilingual Parent Advisory Committee (BPAC). Responses in this plan should be aligned with information contained in the Bilingual Service Plan. Responses in this section are only required if an Organizational Unit receives any amount of EBF dollars attributable to English learners.

*Collaboration Opportunity - Organizational Units may find that the plan assurances are most easily and effectively completed if led by program leaders.*

1). "I hereby affirm that at least 60% of the school district's state funds attributable to English learners will be used for instructional costs of programs and services for English learners (function 1000), in accordance with Article 14C of the Illinois School Code. The remaining balance of state funds attributable to English learners will also be used to serve English learners."

**Required**

2). "My school district has at least one attendance center with 20 or more English learners (including parental refusals) who speak the same home language other than English in grades K-12. Alternatively and/or additionally, my school district has at least one attendance center with 20 or more English learners (including parent refusals) who speak the same home language other than English in pre-K."

**Required**

3). "I hereby affirm that the school district's BPAC will review this EBF Spending Plan by or before October 31, 2024."

**Required**

4). Enter the anticipated date on which the BPAC review will take place and the name of the BPAC chair for SY 2024-25.

**Required**

BPAC Meeting (MM/DD/YYYY)	5/23/2024
Name of Chair	Carita Hall



Spending Plan Completion Tracker		
Use the information below to confirm completion of all required questions. Note that the "status" column adjusts to responses, so the tracker is most helpful to consult after you have completed the spending plan.		
Question	Status	Acceptance Criteria
Part 1, Q1	Complete	Character length of response must be >10 and <=2000, including spaces.
Part 1, Q2	Complete	A different response must be selected in G11, I11, and L11; cells cannot be blank.
Part 1, Q2 (Narrative)	Complete	Response required only if "Other" selected in G11, I11, or L11; character length of response must be >10 and <=1000, including spaces.
Part 2, Q1	Complete	A numeric value must be entered in cell G31 (estimated or actual Tier Funding, or 0 if appropriations did not include Tier Funding). A type must be selected in cell H31.
Part 2, Q2	Complete	A different response must be selected in G35, I35, and L35; cells cannot be blank.
Part 2, Q3	Complete	At least one response must be selected.
Part 2, Q4	Complete	Cells G43, I43, and L43 cannot be blank. "Other" may be selected more than once, but other responses may not be repeated.
Part 2, Q4 (Narrative)	Complete	Response required only if "Other" selected in G43, I43, or L43; character length of response must be >10 and <=1000, including spaces.
Part 2, Q5 (Cell G90)	Complete	Cell G90 must be equal to the value in cell G31.
Part 2, Q5 (Narrative)	Complete	Response required only if a value was entered in cell G89; character length of response must be >10 and <=1000, including spaces.
Part 3, Q1 Low-Income Funds	Complete	A numeric value must be entered. A type must be selected in cell H100.
Part 3, Q1 English Learner Funds	Complete	A numeric value must be entered, which may be "0" if the organizational unit received no funding for the specified student group. A type must be selected in cell H101.
Part 3, Q1 Spec. Ed. Funds	Complete	A numeric value must be entered. A type must be selected in cell H102.
Part 3, Q2	Complete	At least one response must be selected.
Part 3, Q2 (Narrative)	Complete	Response required only if "Other Investments" was selected in the previous question; character length of response must be >10 and <=500, including spaces.
Part 3, Q3	Complete	At least one response must be selected.
Part 3, Q3 (Narrative)	Complete	Response required only if "Other Investments" was selected in the previous question; character length of response must be >10 and <=500, including spaces.
Part 3, Q4	Complete	At least one response must be selected.
Part 3, Q4 (Narrative)	Complete	Response required only if "Other Investments" was selected in the previous question; character length of response must be >10 and <=500, including spaces.
Assurances 1	Complete	Response required if the value entered in cell G101>0.
Assurances 2	Complete	Response required if the value entered in cell G101>0.
Assurances 3	Complete	Response required if "Yes" selected in cell E133.
Assurances 4 (Meeting Date)	Complete	Response required if "Yes" selected in cell E133; enter date in MM/DD/YYYY format.
Assurances 4 (Name of Chair)	Complete	Response required if "Yes" selected in cell E133.

**ESTIMATED LIMITATION OF ADMINISTRATIVE COSTS (School Districts Only)**

*(For Local Use Only)*

***This is an estimated Limitation of Administrative Costs Worksheet only and will not be accepted for Official Submission of the Limitation of Administrative Costs Worksheet.***

The worksheet is intended for use during the budgeting process to estimate the district's percent increase of FY2025 budgeted expenditures over actual FY2024 expenditures. Budget information is copied to this page. Insert the prior year estimated actual expenditures to compute the estimated percentage increase (decrease).

The official Limitation of Administrative Costs Worksheet is attached to the end of the Annual Financial Report (ISBE Form 50-35) and may be submitted in conjunction with that report.

An official Limitation of Administrative Costs Worksheet can also be found on the ISBE website at: [Limitation of Administrative Costs](#)

**ESTIMATED LIMITATION OF ADMINISTRATIVE COSTS WORKSHEET**  
(Section 17-1.5 of the School Code)

School District Name: **Orland SD 135**  
RCDT Number: **07016135002**

		Estimated Actual Expenditures, Fiscal Year 2024				Budgeted Expenditures, Fiscal Year 2025			
		(10)	(20)	(80)		(10)	(20)	(80)	
Description	Funct. No.	Educational Fund	Operations & Maintenance Fund	Tort Fund	Total	Educational Fund	Operations & Maintenance Fund	Tort Fund	Total
1. Executive Administration Services	2320	499,220			499,220	559,593		0	559,593
2. Special Area Administration Services	2330	457,717			457,717	449,342		0	449,342
3. Other Support Services - School Administration	2490				0	0		0	0
4. Direction of Business Support Services	2510	180,567			180,567	189,408	0	0	189,408
5. Internal Services	2570				0	0		0	0
6. Direction of Central Support Services	2610				0	0		0	0
7. Deduct - Early Retirement or other pension obligations required by state law and included above.					0				0
<b>8. Totals</b>		1,137,504	0	0	1,137,504	1,198,343	0	0	1,198,343
<b>9. Estimated Percent Increase (Decrease) for FY2025 (Budgeted) over (Actual) FY 2024</b>									5%



## Reference Description

- 1 Each fund balance should correspond to the fund balance reflected on the books as of June 30th - Balance Sheet Accounts #720 and #730 (audit figures, if available).
- 2 Accounting and Financial Reporting for Certain Grants and Other Financial Assistance. The "On-Behalf" Payments should only be reflected on this page (Budget Summary, Lines 10 and 20).
- 3 Requires the secretary of the school board to notify the county clerk (within 30 days of the transfer approval) to abate an equal amount of taxes to be next extended. See Sec. 10-22.14 & 17-2.11.
- 3<sup>a</sup> Requires notification to the county clerk to abate an equal amount from taxes next extended. See section 10-22.14
- 4 Principal on Bonds Sold:
  - (1) Funding Bonds are to be entered in the fund or funds in which the liability occurs.
  - (2) Refunding Bonds can be entered in the Debt Services Fund only.
  - (3) Building Bonds can be entered in the Capital Projects Fund only.
  - (4) Fire Prevention and Safety Bonds can be entered in the Fire Prevention & Safety Fund only.
- 5
 

The proceeds from the sale of school sites, buildings, or other real estate shall be used first to pay the principal and interest on any outstanding bonds on the property being sold, and after all such bonds have been retired, the remaining proceeds from the sale next shall be used by the school board to meet any urgent district needs as determined under Sections 2-3.12 and 17-2.11 of the School Code. Once these issues have been addressed, any remaining proceeds may be used for any other authorized purpose and for deposit into any district fund.
- 6 The School Code, Section 10-22.44 prohibits the transfer of interest earned on the investment of "any funds for purposes of Illinois Municipal Retirement under the Pension Code." This prohibition does not include funds for Social Security and Medicare-only purposes. For additional requirements on interest earnings, see 23 Illinois Administrative Code, Part 100, Section 100.50.
- 7 Cash plus investments must be greater than or equal to zero.
- 8
 

For cash basis budgets, this total will equal the Budget Summary - Total Direct Receipts/Revenues (Line 9) plus Total Other Sources of Funds (Line 46).
- 9
 

For cash basis budgets, this total will equal the Budget Summary - Total Direct Disbursements/Expenditures (Line 19) plus Total Other Uses of Funds (Line 79).
- 10 Working Cash Fund loans may be made to any district fund for which taxes are levied (Section 20-5 of the School Code).
- 11 Include revenue accounts 1110 through 1115, 1117, 1118 & 1120.
- 12 The School Code Section 17-2.2c. Tax for leasing educational facilities or computer technology or both, and for temporary relocation expense purposes.
- 13 Corporate personal property replacement tax revenue must be first applied to the Municipal Retirement/Social Security Fund to replace tax revenue lost due to the abolition of the corporate personal property tax (30 ILCS 115/12). This provision does not apply to taxes levied for Medicare-Only purposes.
- 14
 

Only tuition payments made to private facilities. See Functions 4200 or 4400 for estimated public facility disbursements/expenditures.
- 15 Payment towards the retirement of lease/purchase agreements or bonded/other indebtedness (principal only) otherwise reported within the fund - e.g.: alternate revenue bonds. (Describe & Itemize)
- 16 Only abolishment of Working Cash Fund must transfer its funds directly to the Educational Fund upon adoption of a resolution and at the close of the current school Year (see 105 ILCS 5/20-8 for further explanation)
 

Only abatement of working cash fund can transfer its funds to any fund in most need of money (see 105 ILCS 5/20-10 for further explanation)

**CHECK FOR ERRORS**

This worksheet checks various cells to assure that selected items are in balance.

Please fix errors below before submitting to ISBE.

Budget Item References	Message
<b>1. Deficit Reduction Plan (DefReductPlan 23-27 tab)</b>	
Is Deficit Reduction Plan Required? (Joint Agreements do not complete Deficit Reduction Plan.)	Deficit Reduction Plan is not required
If required, is Deficit Reduction Plan completed? (DefReductPlan 23-27 tab)	
<b>2. Cover Page (Cover tab)</b>	
District Name must be selected from drop-down. (Cell H13)	OK
Accounting Basis must be selected on Cover sheet.	OK
Dates (Day, Month, Year) must be input on Cover sheet.	OK
Board Names must be typed on Cover sheet.	ERROR - TYPE BOARD NAMES
<b>3. Budget Summary: Other Sources (BudgetSum 2-4 tab - Acct 7000) must equal Other Uses (BudgetSum 2-4 tab - Acct 8000).</b>	
Estimated Beginning Fund Balance July, 1 2023 for all Funds (Cells C3 - K3) (Line must have a number or zero. Do not leave blank.)	OK
Estimated Activity Fund Beginning Fund Balance July, 1 2023 (Cell C83) (Cell must have a number or zero. Do not leave blank.)	OK
Transfer Among Funds (Funds 10, 20, 40 - Acct 7130 - Cells C29, D29, F29), must equal (Funds 10, 20 & 40 - Acct 8130 - Cells C52, D52, F52).	OK
Transfer of Interest (Funds 10 thru 90 - Acct 7140 - Cells C30:K30), must equal (Funds 10 thru 60, & 80 - Acct 8140 - Cells C53:H53, J53).	OK
Transfer to Debt Service to Pay Principal on GASB 87 Leases (Fund 30 - Acct 7400 - Cell E39) must equal (Funds 10, 20 & 60 - Acct 8400 Cells C57:H60).	OK
Transfer to Debt Service to Pay Interest on GASB 87 Leases (Fund 30 - Acct 7500 - Cell E40) must equal (Funds 10, 20 & 60 - Acct 8500 - Cells C61:H64).	OK
Transfer to Debt Service Fund to Pay Principal on Revenue Bonds (Fund 30 - Acct 7600 - Cell E41) must equal (Funds 10 & 20 - Acct 8600 - Cells C65:D68).	OK
Transfer to Debt Service to Pay Interest on Revenue Bonds (Fund 30 - Acct 7700 - Cell E42) must equal (Funds 10 & 20 - Acct 8700 - Cells C69:D72).	OK
Transfer to Capital Projects Fund (Fund 60 - Acct 7800 - Cell H43) must equal (Fund 10 & 20, Acct 8800 - Cells C73:D76).	OK
<b>4. Summary of Cash Transactions: Beginning Cash Balance on Hand July 1, 2023 (CashSum 5 tab, All Funds) cannot be negative.</b>	
Educational (Fund 10 - Cell C3)	OK
Operations & Maintenance (Fund 20 - Cell D3)	OK
Debt Service (Fund 30 - Cell E3)	OK
Transportation (Fund 40 - Cell F3)	OK
Municipal Retirement/Social Security (Fund 50 - Cell G3)	OK
Capital Projects (Fund 60 - Cell H3)	OK
Working Cash (Fund 70 - Cell I3)	OK
Tort (Fund 80 - Cell J3)	OK
Fire Prevention & Safety (Fund 90 - Cell K3)	OK
Activity Funds (Cell C23)	OK
<b>5. Summary of Cash Transactions: Ending Cash Balance on Hand June 30, 2024 (CashSum 5 tab - All Funds) cannot be negative.</b>	
Educational (Fund 10 - Cell C21)	OK
Operations & Maintenance (Fund 20 - Cell D21)	OK
Debt Service (Fund 30 - Cell E21)	OK
Transportation (Fund 40 - Cell F21)	OK
Municipal Retirement/Social Security (Fund 50 - Cell G21)	OK
Capital Projects (Fund 60 - Cell H21)	OK
Working Cash (Fund 70 - Cell I21)	OK
Tort (Fund 80 - Cell J21)	OK
Fire Prevention & Safety (Fund 90 - Cell K21)	OK
<b>6. Summary of Cash Transactions: Other Receipts (CashSum 5 tab) must equal Other Disbursements (CashSum 5 tab).</b>	
Interfund Loans Payable (Funds 10:60, 80, 90 - Acct 411 - Cells C6:H6, J6:K6) must equal Interfund Loans Receivable (Funds 10:20, 40, 70 - Acct 141 - Cells C15:D15, F15, I15).	OK
Interfund Loans Receivable (Funds 10, 20, 40, 70 - Acct 141 - Cells C7:D7, F7, I7) must equal Interfund Loans Payable (Funds 10:60, 80, 90 - Acct 411 - Cells C16:H16, J16, K16).	OK
<b>7. Estimated Revenue (EstRev 6-11 tab)</b>	
Amounts must be input for revenue.	OK
<b>8. Estimated Expenditures (EstExp 12-20 tab)</b>	
Amounts must be input for expenditures.	OK
<b>9. Itemization Notes: Revenues/Expenditures reported that require note on Itemize 21 tab.</b>	
Include brief note(s) describing revenue source.	OK
Include brief note(s) describing expenditure use.	OK
<b>10. EBF Spending Plan</b>	
All required questions have been answered.	OK

End of Balancing