

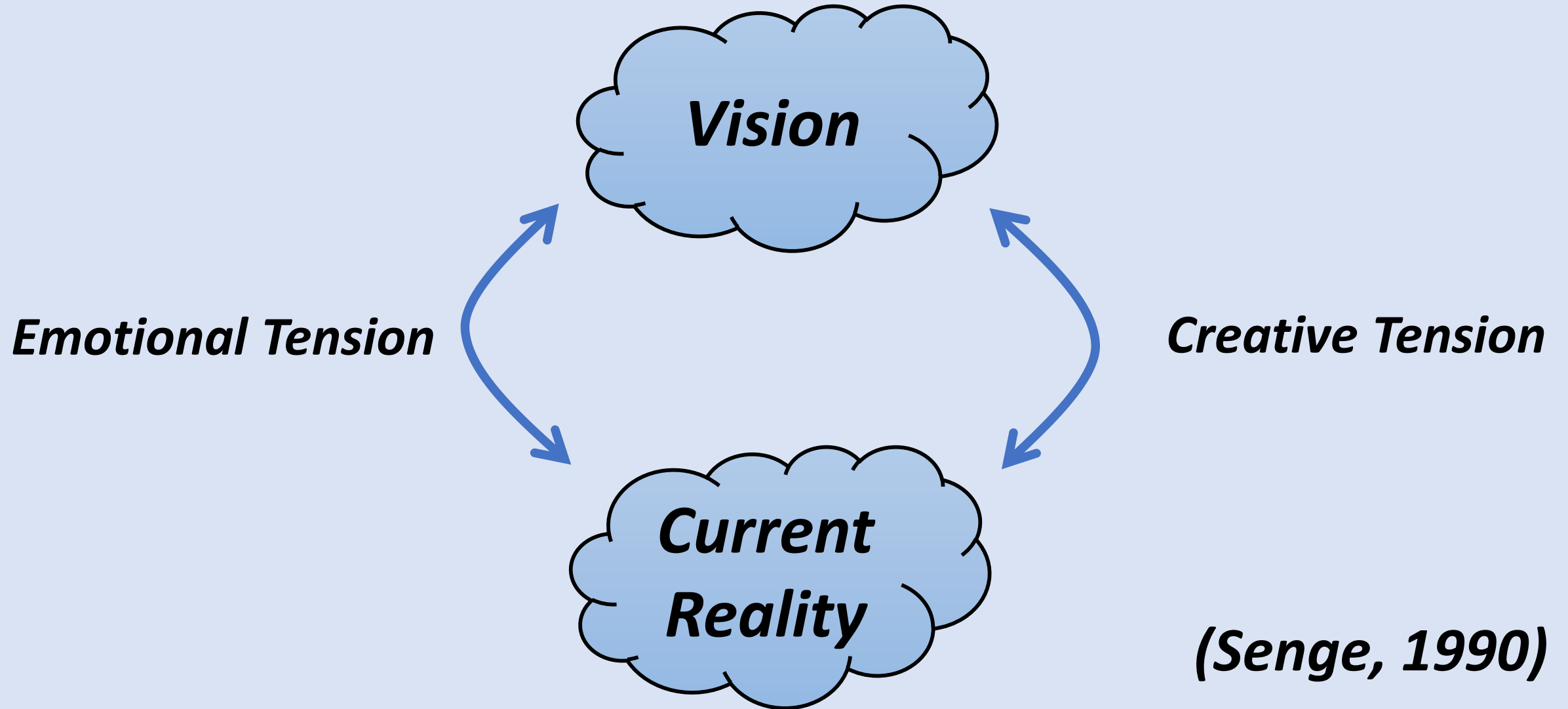


# *Workshop items:*

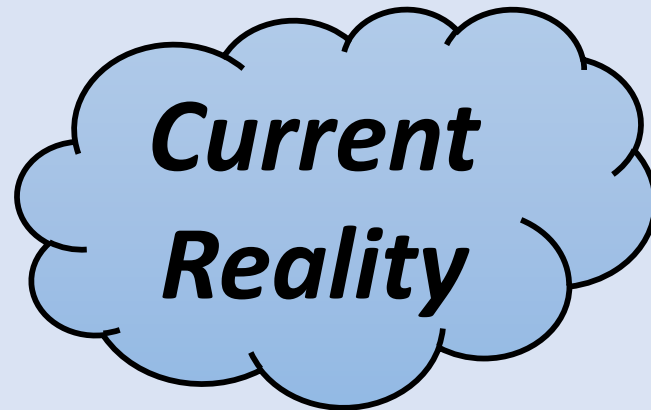
- 1. Enrollment Trend*
- 2. Foundation Aid*

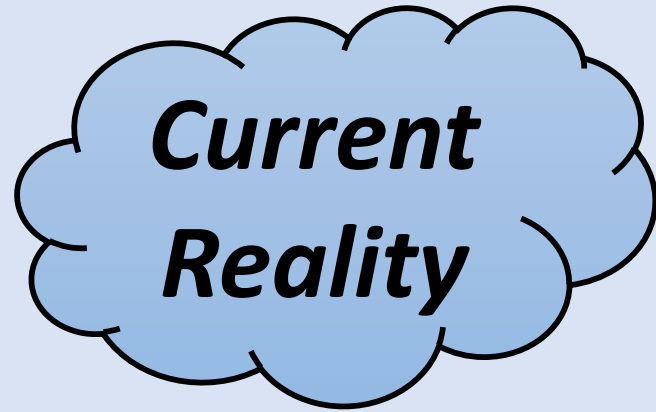
*August 2024*

# ***Learning Organizations***



**First, we need to define  
a few aspects of our  
current reality**





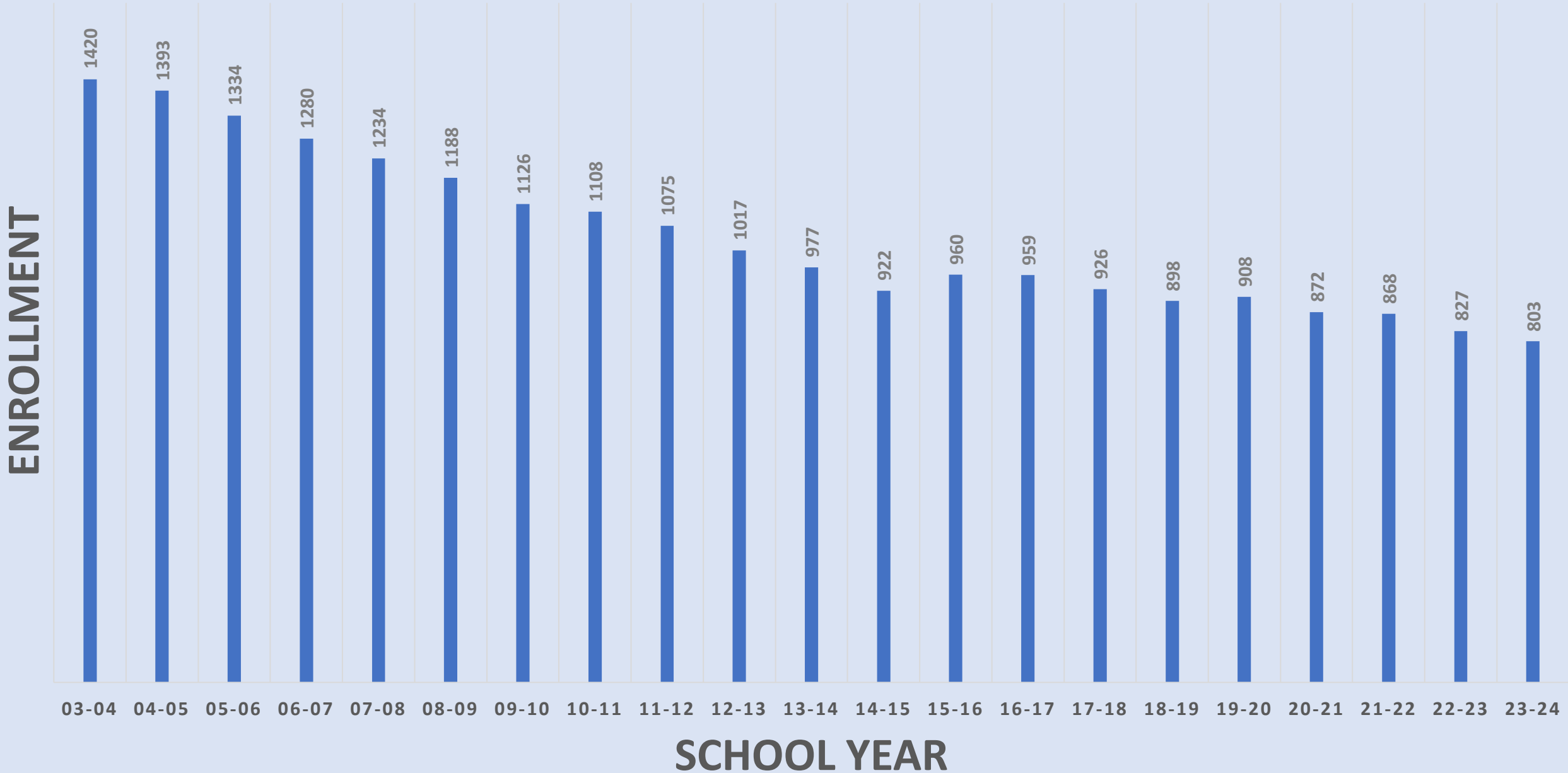
- *Declining Enrollment*
- *Uncertainty in Foundation Aid*



# *Declining Enrollment...*

*2003-2004 School Year through 2023-2024  
(Data compiled from BEDS Reports)*

# PINE PLAINS HISTORICAL ENROLLMENT DATA



# Enrollment Projections

Grades	2023-24	2024-25	2025-26	2027-28	2028-29	2029-30
Pre-K	53	26	50	50	50	50
Kindergarten	48	53	26	50	50	50
Grade 1	53	48	53	26	50	50
Grade 2	66	53	48	53	26	50
Grade 3	51	66	53	48	53	26
Grade 4	44	51	66	53	48	53
Grade 5	43	44	51	66	53	48
Grade 6	61	43	44	51	66	53
Grade 7	47	61	43	44	51	66
Grade 8	58	47	61	43	44	51
Grade 9	63	58	47	61	43	44
Grade 10	81	63	58	47	61	43
Grade 11	68	81	63	58	47	61
Grade 12	60	68	81	63	58	47
ungraded	7	7	7	7	7	7
Total PK-12	803	769	751	720	707	699
Percent Change		-4%	-2%	-4%	-2%	-1%
Grades PK-5	358	341	347	346	330	327
Percent Change		-5%	2%	0%	-5%	-1%
Grades 6-12	438	421	397	367	370	365
Percent Change		-4%	-6%	-8%	1%	-1%



# *State Aid...*

*Uncertainty in Foundation Aid*





# School Aid

## 2024-25 Current Law Estimates

**District:** PINE PLAINS CSD

**County:** Dutchess

Aid Categories	2023-24	2024-25	Change	% Change
Foundation Aid	6,393,733	6,393,733	-	0.0% *
Charter School Transition Aid	-	-	-	NA
High Tax Aid	27,384	27,384	-	0.0%
Summer Transportation Aid	1,776	1,076	(700)	-39.4%
Transportation Aid w/o Summer	453,313	201,561	(251,752)	-55.5%
Building Aid	473,329	532,851	59,522	12.6%
Building Reorganization Aid	-	-	-	NA
Operating Reorganization Incentive Aid	-	-	-	NA
Non-BOCES Computer Administration Aid	-	-	-	NA
Non-BOCES Career Education Aid	-	-	-	NA
Non-BOCES Academic Improvement Aid	-	-	-	NA
BOCES AID	558,229	719,323	161,094	28.9%
Public Excess Cost High Cost Aid	10,703	9,477	(1,226)	-11.5%
Private Excess Cost Aid	235,854	290,369	54,515	23.1%
Software Aid	12,029	12,643	614	5.1%
Library Materials Aid	5,018	5,275	257	5.1%
Textbook Aid	49,979	52,134	2,155	4.3%
Hardware and Technology Aid	-	-	-	NA
Full-Day Kindergarten Conversion Aid	-	-	-	NA
Universal Prekindergarten Aid	253,800	253,800	-	0.0%
Supplemental Public Excess Cost Aid	2,989	2,989	-	0.0%
Academic Enhancement Aid	-	-	-	NA
<b>Total Aid</b>	<b>8,478,136</b>	<b>8,502,615</b>	<b>24,479</b>	<b>0.3%</b>
<b>Total Aid excluding Building Aids</b>	<b>8,004,807</b>	<b>7,969,764</b>	<b>(35,043)</b>	<b>-0.4%</b>

**SOURCE:** Compiled by NYSCOSS from New York State Education Department November 15, 2023 estimates of School Aid for 2024-25 under a continuation of current law formulas.

***Background:  
Foundation  
Aid***

---

**Established in 2007**

***“Save Harmless” or  
“Hold Harmless”***

*“Save  
Harmless”  
or  
“Hold  
Harmless”*

---

**Ensures that  
districts do not  
receive less  
Foundation Aid than  
the previous year.**

*Foundation  
Aid:*

---

**Complex formula  
with two  
extremely  
impactful variables  
for PPCSD**

***Two  
Impactful  
Variables:***

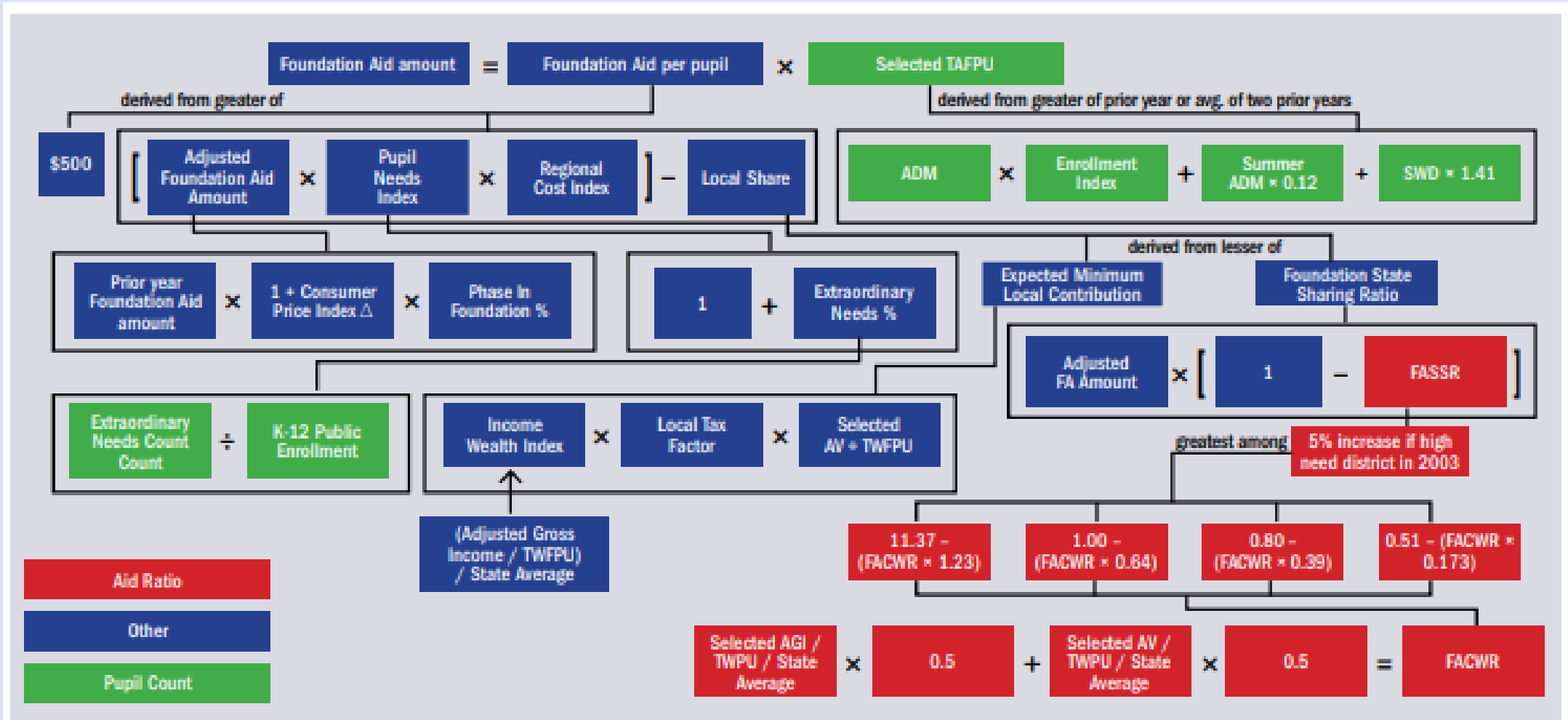
---

**1. Student Count  
(weighted value)**

**and**

**2. *Wealth Ratio***

# Foundation Aid Formula



The current foundation aid formula. Acronyms: ADM = Average Daily Membership; AR = Aid Ratio; AV = Actual Value; FACWR - Foundation Aid Combined Wealth Ratio; FASSR = Foundation Aid State Sharing Ratio; SWD = Students with Disabilities; TAFPU = Total Aidable Foundation Pupil Units; TAPU = Total Aidable Pupil Units; TWPU = Total Wealth Pupil Units; TWFPU = Total Wealth Foundation Pupil Units. Source: State Education Department



# Foundation Aid Funding Analysis

**District:** PINE PLAINS CSD  
**County:** Dutchess

	2023-24	2024-25	Change	% Change	Amount of Save-Harmless Funding (if any)	2023-24 Foundation Aid per Student
<b>Estimated Aid</b>	6,393,733	6,393,733	-	0.0%	3,977,437	6,419

Note: Formulas currently in law do not provide for a guaranteed minimum aid increase

	Weighted Pupils*	Property Wealth/Pupil Ratio**	Income/Pupil Ratio**	Combined Wealth Ratio**	K-6 Free and Reduced Price Eligible %	English Language Learners
<b>2007-08</b>	1,580	1.593	1.070	1.331	24.5%	23
<b>2022-23</b>	1,037	2.194	1.248	1.721	43.8%	34
<b>2023-24</b>	998	2.188	1.474	1.831	42.9%	40
<b>2024-25</b>	996	2.427	1.943	2.184	38.0%	33

All figures in the table directly above are those used in calculating School Aid for that year and are typically derived from a year or more prior to the calculating year (e.g., 2022-23 enrollment for 2023-24 aid)

\* "Weighted Pupils" are Selected Total Foundation Pupil Units (TAPFU). TAPFU is based on Average Daily Membership with additional weights of 1.41 for students with disabilities, 0.5 for students declassified from special education, and .12 for summer school students. Districts are allowed use of the more favorable of TAPFU for the year prior to the aid year or the average of that year and the preceding year. For a fuller explanation, see pages 13 and 14 of the State Education Department's State Aid Handbook --

[https://stateaid.nysed.gov/publications/handbooks/handbook\\_2324.pdf](https://stateaid.nysed.gov/publications/handbooks/handbook_2324.pdf)

\*\* Wealth ratios are used in calculating some state aid formulas, including Foundation Aid. The ratios compare district property wealth and resident income per pupil to state averages. A ratio of 1.000 represents a district of perfectly average wealth. The lower the ratio, the poorer the district. A district with a ratio of .500 could be said to have half the wealth per pupil of an average district.

The most used wealth measure is the Combined Wealth Ratio, which is equal to 50% of the property wealth per pupil ratio and 50% of the income per pupil ratio.

**SOURCE:** Compiled by NYSCOSS from New York State Education Department School Aid data for the 2007-08 state budget, the 2022-23 state budget, the 2023-24 state budget, each at the time of their enactment, and for 2024-25 aid under current law formulas, estimated as of 11/15/2023.



*Rockefeller  
Institute:*

---

**Will be conducting  
a comprehensive  
study of the  
Foundation Aid  
formula**

# Public hearing dates on foundation aid

This summer, the Rockefeller Institute will hold five public hearings for its foundation aid study. At all locations, invited stakeholder testimony will begin at 2 p.m., and public comment for registered speakers will begin at 5:30 p.m.

Date	Region	Location
July 16	New York City	High School of Fashion Industries, Manhattan
July 25	Western New York	North Park Community School, Buffalo
July 30	Long Island	Weldon E. Howitt Middle School, Farmingdale
Aug. 8	Central New York	Laurens Central School, Laurens
Aug. 14	Capital Region	Guilderland High School, Guilderland

Register to be a speaker here: [www.surveymonkey.com/r/FA-Speaker-Registration](http://www.surveymonkey.com/r/FA-Speaker-Registration)

***Rockefeller  
Institute:***

***Robert Megna  
stated,  
recommendations  
will be developed  
and delivered to the  
Governor's office in  
December 2024***



*Questions or  
comments...*