



## LCFF Budget Overview for Parents

Local Educational Agency (LEA) Name: Santa Paula Unified School District

CDS Code: 56-76828

School Year: 2024-25

LEA contact information:

David Moore, Ed.D.

Associate Superintendent of Educational Services

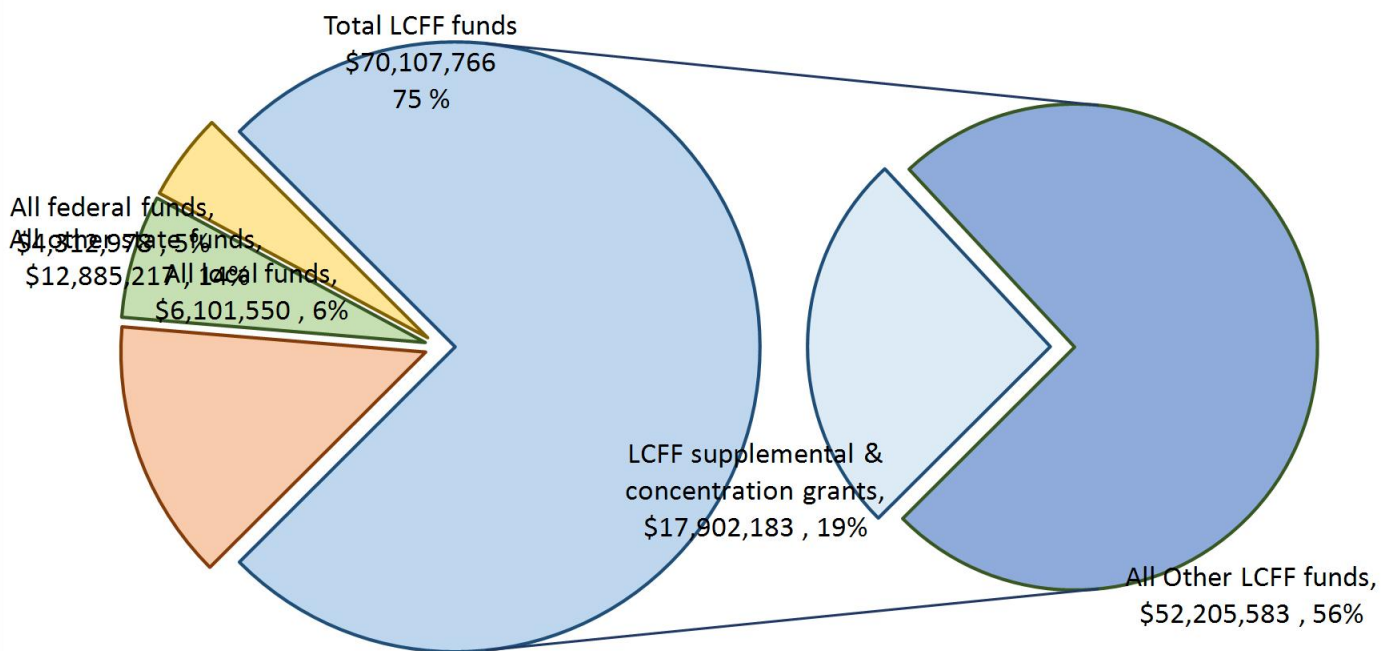
[dmoore@santapaulausd.org](mailto:dmoore@santapaulausd.org)

805-933-8963

School districts receive funding from different sources: state funds under the Local Control Funding Formula (LCFF), other state funds, local funds, and federal funds. LCFF funds include a base level of funding for all LEAs and extra funding - called "supplemental and concentration" grants - to LEAs based on the enrollment of high needs students (foster youth, English learners, and low-income students).

### Budget Overview for the 2024-25 School Year

#### Projected Revenue by Fund Source

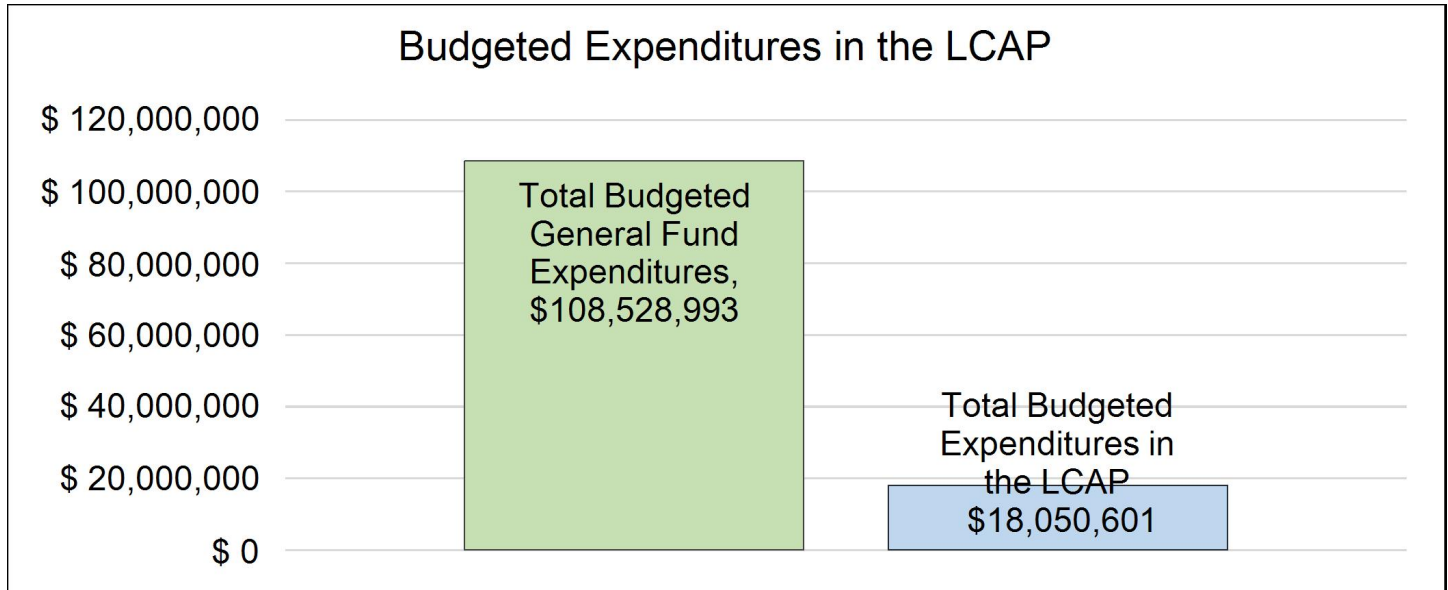


This chart shows the total general purpose revenue Santa Paula Unified School District expects to receive in the coming year from all sources.

The text description for the above chart is as follows: The total revenue projected for Santa Paula Unified School District is \$93,407,511, of which \$70,107,766 is Local Control Funding Formula (LCFF), \$12,885,217 is other state funds, \$6,101,550 is local funds, and \$4,312,978 is federal funds. Of the \$70,107,766 in LCFF Funds, \$17,902,183 is generated based on the enrollment of high needs students (foster youth, English learner, and low-income students).

# LCFF Budget Overview for Parents

The LCFF gives school districts more flexibility in deciding how to use state funds. In exchange, school districts must work with parents, educators, students, and the community to develop a Local Control and Accountability Plan (LCAP) that shows how they will use these funds to serve students.



This chart provides a quick summary of how much Santa Paula Unified School District plans to spend for 2024-25. It shows how much of the total is tied to planned actions and services in the LCAP.

The text description of the above chart is as follows: Santa Paula Unified School District plans to spend \$108,528,993 for the 2024-25 school year. Of that amount, \$18,050,601 is tied to actions/services in the LCAP and \$90,478,392 is not included in the LCAP. The budgeted expenditures that are not included in the LCAP will be used for the following:

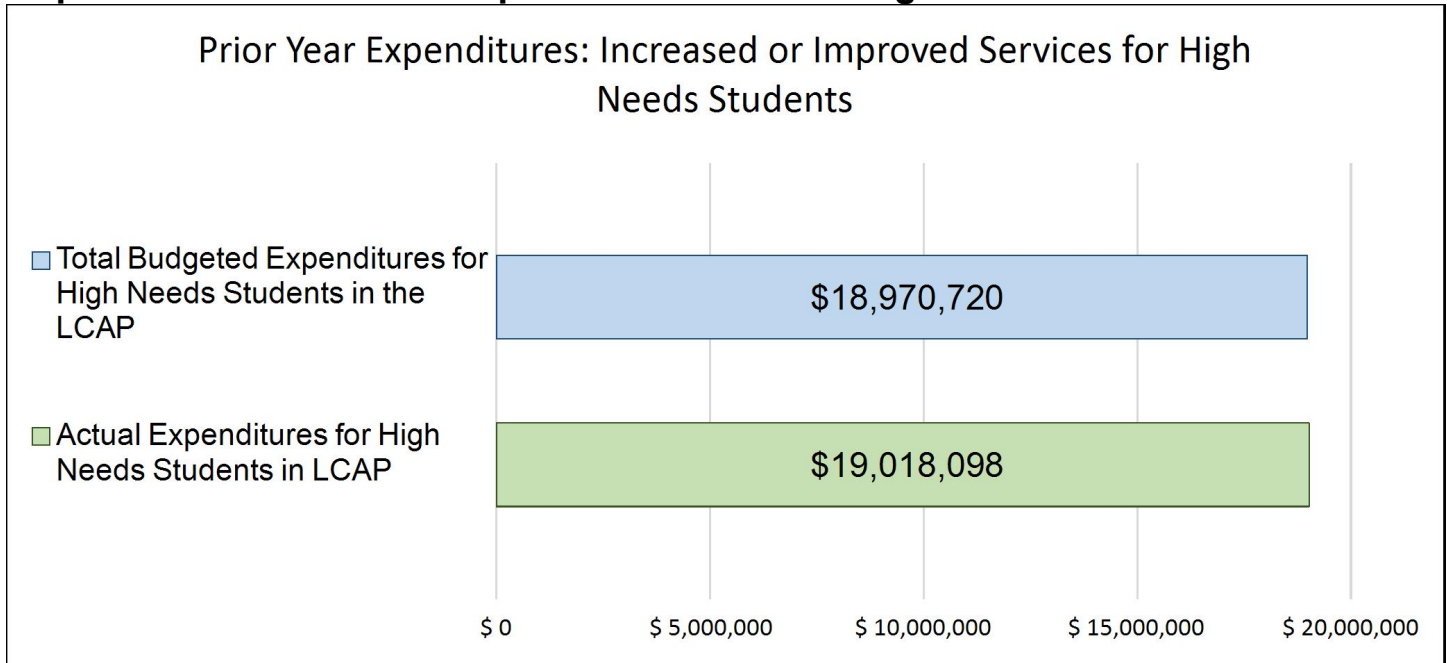
Our base costs including salaries, benefits, utilities, insurance, business operating expenses, and normal supplies are not included in the LCAP.

## Increased or Improved Services for High Needs Students in the LCAP for the 2024-25 School Year

In 2024-25, Santa Paula Unified School District is projecting it will receive \$17,902,183 based on the enrollment of foster youth, English learner, and low-income students. Santa Paula Unified School District must describe how it intends to increase or improve services for high needs students in the LCAP. Santa Paula Unified School District plans to spend \$17,902,183 towards meeting this requirement, as described in the LCAP.

# LCFF Budget Overview for Parents

## Update on Increased or Improved Services for High Needs Students in 2023-24



This chart compares what Santa Paula Unified School District budgeted last year in the LCAP for actions and services that contribute to increasing or improving services for high needs students with what Santa Paula Unified School District estimates it has spent on actions and services that contribute to increasing or improving services for high needs students in the current year.

The text description of the above chart is as follows: In 2023-24, Santa Paula Unified School District's LCAP budgeted \$18,970,720 for planned actions to increase or improve services for high needs students. Santa Paula Unified School District actually spent \$19,018,098 for actions to increase or improve services for high needs students in 2023-24.



# 2023–24 Local Control and Accountability Plan Annual Update

The instructions for completing the 2023–24 Local Control and Accountability Plan (LCAP) Annual Update follow the template.

Local Educational Agency (LEA) Name	Contact Name and Title	Email and Phone
Santa Paula Unified School District	David Moore, Ed.D. Associate Superintendent of Educational Services	dmoore@santapaulausd.org 805-933-8963

## Goals and Actions

### Goal

Goal #	Description
1	Goal 1 is a broad goal, which focuses on Increasing academic achievement at all grade levels in ELA and Math and Implementing the California State Standards in all core subjects. Additionally, Goal 1 focuses on Increasing English Learner achievement in ELA and Math and providing instructional support (State Priorities 1, 2, 4, 7, 8).

### Measuring and Reporting Results

Metric	Baseline	Year 1 Outcome	Year 2 Outcome	Year 3 Outcome	Desired Outcome for 2023–24
CAASPP ELA	<p>Source: 2018-19 CAASPP DATA</p> <p>Grades 3-8 and 11: All students: Exceeded 22.48%; Met 28.62% English learners: Exceeded 2.38%; Met 10.43% Students with disabilities: Exceeded 5.21%; Met 11.14% Students with low income: Exceeded 13.00%; Met 26.19%</p> <p>Source: 2020- 2021 STAR Reading (Local Data):</p>	<p>Source: 2020-21 CAASPP DATA</p> <p>State report not available; Source: 2020-21 CAASPP Dashboard: Due to federal waiver, local data was used.</p> <ul style="list-style-type: none"> <li>-----</li> <li>-----</li> <li>-----</li> <li>---</li> </ul> <p>Source: 2021- 2022 STAR Reading (Local Data):</p> <p>Source: 2021- 2022 STAR Reading (Local Data): Grades 3-5 percent at or above benchmark:</p>	<p>Source: 2021-2022 CAASPP Dashboard</p> <p>Grades 3 percent met/exceeded: All students: Exceeded 9.38%, Met 15.94% English learners: Exceeded 1.65%, Met 9.09% Students with disabilities: Exceeded 1.56%, Met 6.25% Students with low income: Exceeded 8.52%, Met 14.04%</p> <p>Grades 4 percent met/exceeded: All students: Exceeded 11.66%, Met 15.59% English learners:</p>	<p>Source: 2022-2023 CAASPP DATA</p> <p>Grades 3-8 and 11: All students Grades 3 percent met/exceeded: All students: Exceeded 12.34%, Met 16.46% English learners: Exceeded 3.77%, Met 7.09% Students with disabilities: Exceeded 0.00%, Met 3.77% Students with low income: Exceeded 11.27%, Met 17.09%</p> <p>Grades 4 percent</p>	<p>Source: CAASPP DATA:</p> <p>All student groups increase by 15%</p> <p>Source: STAR Reading (Local Data):</p> <p>Increase percentage of all student groups at/above by 15%</p>

Metric	Baseline	Year 1 Outcome	Year 2 Outcome	Year 3 Outcome	Desired Outcome for 2023–24
	<p>Grades 3-5 percent at or above benchmark: All students: 37% English learners: 17% Students with disabilities: 8% Students with low income: 30% Homeless: 0% Foster Youth: 0%</p> <p>Grades 6-8 percent at or above benchmark: All students: 24% English learners: 3% Students with disabilities: 5% Students with low income: 22% Homeless: 22% Foster Youth: 20%</p> <p>Grade 11 percentage at or above benchmark: All students: 26.60% English learners: 0% Students with disabilities: 13% Students with low income: 30.55% Homeless: 37.5% Foster Youth: 0%</p>	<p>All students: 38.6% English learners: 18.9% Students with disabilities: 5% Students with low income: 26% Homeless: 23% Foster Youth: 0%</p> <p>Grades 6-8 percent at or above benchmark: All students: 27.2% English learners: 1.8% Students with disabilities: 4% Students with low income: 15% Homeless: 10% Foster Youth: 0%</p> <p>Grade 11 percentage at or above benchmark: All students: 39.8% English learners: 4.7% Students with disabilities: 0% Students with low income: 9% Homeless: 3% Foster Youth: NA</p>	<p>Exceeded 3.05%, Met 11.19% Students with disabilities: Exceeded 1.79%, Met 7.14% Students with low income: Exceeded 12.32%, Met 16.20%</p> <p>Grade 5 percent met/exceeded: All students: Exceeded 12.87% Met 25.45% English learners: Exceeded 2.59% Met 12.07% Students with disabilities: Exceeded 5.26,% Met 12.28% Students with low income: Exceeded 11.26%, Met 23.55%</p> <p>Grade 6 percent met/exceeded: All students: Exceeded 4.85% Met 22.42% English learners: Exceeded 0.00% Met 5.61% Students with disabilities: Exceeded 1.45%, Met 7.25%</p>	<p>met/exceeded: All students: Exceeded 11.84%, Met 17.13% English learners: Exceeded 0.00%, Met 10.38% Students with disabilities: Exceeded 2.99%, Met 1.49% Students with low income: Exceeded 8.3%, Met 15.85%</p> <p>Grade 5 percent met/exceeded: All students: Exceeded 12.5% Met 21.56% English learners: Exceeded 0.83% Met 12.4% Students with disabilities: Exceeded 1.82% Met 9.09% Students with low income: Exceeded 12.92%, Met 22.14%</p> <p>Grade 6 percent met/exceeded: All students: Exceeded 5.47% Met</p>	

Metric	Baseline	Year 1 Outcome	Year 2 Outcome	Year 3 Outcome	Desired Outcome for 2023–24
			<p>Students with low income: Exceeded 3.13%, Met 21.53%</p> <p>Grade 7 percent met/exceeded: All students: Exceeded 7.49% Met 24.55% English learners: Exceeded 0.00% Met 6.38%</p> <p>Students with disabilities: Exceeded 4.26%, Met 2.13% Students with low income: Exceeded 8.05%, Met 22.82%</p> <p>Grade 8 percent met/exceeded: All students: Exceeded 2.95% Met 20.35% English learners: Exceeded 0.00% Met 3.26%</p> <p>Students with disabilities: Exceeded 0.00%, Met 0.00% Students with low income: Exceeded 3.45%, Met 18.28%</p> <p>Grade 11 percent</p>	<p>17.04% English learners: Exceeded 0.00% Met 3.33%</p> <p>Students with disabilities: Exceeded 1.67%, Met 1.67% Students with low income: Exceeded 5.02%, Met 17.37%</p> <p>Grade 7 percent met/exceeded: All students: Exceeded 4.55% Met 19.39% English learners: Exceeded 0.00% Met 1.45%</p> <p>Students with disabilities: Exceeded 3.03%, Met 1.52% Students with low income: Exceeded 3.64%, Met 19.64%</p> <p>Grade 8 percent met/exceeded: All students: Exceeded 5.59% Met 16.18% English learners: Exceeded 0.00% Met</p>	



Metric	Baseline	Year 1 Outcome	Year 2 Outcome	Year 3 Outcome	Desired Outcome for 2023–24
			<p>met/exceeded: All students: Exceeded 9.71% Met 24.67% English learners: Exceeded 0.00% Met 8.47% Students with disabilities: Exceeded 1.72%, Met 1.72% Students with low income: Exceeded 10.16%, Met 24.76%</p> <ul style="list-style-type: none"><li>• -----</li><li>• -----</li><li>• -----</li></ul> <p>Source: 2022- 2023 STAR Reading (Local Data):</p> <p>Grades 3-5 percent at or above benchmark: All students: 26.6% English learners: 5.3% Students with disabilities: 4% Students with low income: 21% Homeless: 16% Foster Youth: 0%</p> <p>Grades 6-8 percent at or above benchmark: All students: 15.7%</p>	<p>0.00% Students with disabilities: Exceeded 2.27%, Met 2.27% Students with low income: Exceeded 2.27%, Met 2.27%</p> <p>Grade 11 percent met/exceeded: All students: Exceeded 13.32% Met 27.48% English learners: Exceeded 0.00% Met 7.61% Students with disabilities: Exceeded 0%, Met 7.14% Students with low income: Exceeded 10.83%, Met 26.39%</p> <ul style="list-style-type: none"><li>• ----- ----- ----- ----- -----</li></ul> <p>Source: 2023-24 STAR Reading (Local Data:)</p>	

Metric	Baseline	Year 1 Outcome	Year 2 Outcome	Year 3 Outcome	Desired Outcome for 2023–24
			<p>English learners: 1.0%</p> <p>Students with disabilities: 5%</p> <p>Students with low income: 11%</p> <p>Homeless: 7%</p> <p>Foster Youth: 0%</p> <p>Grade 11 percentage at or above benchmark:</p> <p>All students: 32.0%</p> <p>English learners: 15%</p> <p>Students with disabilities: 0%</p> <p>Students with low income: 11%</p> <p>Homeless: 0%</p> <p>Foster Youth: 0%</p>	<p>Grades 3-5 percent at or above benchmark:</p> <p>All students: 32.4%</p> <p>English learners: 6.9%</p> <p>Students with disabilities: 18%</p> <p>Students with low income: 34%</p> <p>Homeless: 37%</p> <p>Foster Youth: 33%</p> <p>Grades 6-8 percent at or above benchmark:</p> <p>All students: 21%</p> <p>English learners: 5%</p> <p>Students with disabilities: 5%</p> <p>Students with low income: 19%</p> <p>Homeless: 31%</p> <p>Foster Youth: 100%</p> <p>Grade 11 percentage at or above benchmark:</p> <p>All students: 30%</p> <p>English learners: 4%</p> <p>Students with disabilities: 13%</p> <p>Students with low income: 25%</p> <p>Homeless: 22%</p> <p>Foster Youth: 100%</p>	

Metric	Baseline	Year 1 Outcome	Year 2 Outcome	Year 3 Outcome	Desired Outcome for 2023–24
CAASPP Math	<p>Source: 2018-19 CAASPP DATA:</p> <p>Grades 3-8 and 11: All students: Exceeded 5.21%; Met 11.14% English learners: Exceeded 3.41%; Met 9.17% Students with disabilities: Exceeded 5.13%; Met 7.48% Students with low income: Exceeded 10.34%; Met 17.14%</p> <p>Source: 2020- 2021 STAR Math (Local Data):</p>	<p>Source: 2020-21 CAASPP DATA</p> <p>State report not available; Source: 2020-21 CAASPP Dashboard: Due to a federal waiver, local data was used.</p> <ul style="list-style-type: none"> <li>-----</li> <li>-----</li> <li>-----</li> <li>-----</li> </ul> <p>Source: 2021-2022 STAR Math (Local Data):</p> <p>Grades 3-5 percentage at or above benchmark: All students: 18.7% English learners: 4.7% Students with disabilities: 5% Students with low income: 26% Homeless: 23% Foster Youth: 0%</p> <p>Grades 6-8 percentage at or above benchmark: All students: 13.5% English learners: 1.7%</p>	<p>Source: 2021-2022 CAASPP DATA</p> <p>Grades 3 percent met/exceeded: All students: Exceeded 7.19%, Met 15.00% English learners: Exceeded 3.31%, Met 6.61% Students with disabilities: Exceeded 0.00%, Met 4.69% Students with low income: Exceeded 7.06%, Met 12.64%</p> <p>Grades 4 percent met/exceeded: All students: Exceeded 5.86% Met 16.05% English learners: Exceeded 1.40%, Met 9.79% Students with disabilities: Exceeded 0.00%, Met 5.36% Students with low income: Exceeded 4.61%, Met 17.02%</p> <p>Grade 5 percent met/exceeded:</p>	<p>Source 2022-2023 CAASPP DATA</p> <p>Grades 3 percent met/exceeded: All students: Exceeded 8.81%, Met 23.27% English learners: Exceeded 2.33%, Met 14.73% Students with disabilities: Exceeded 0.00%, Met 5.66% Students with low income: Exceeded 7.25%, Met 24.28%</p> <p>Grades 4 percent met/exceeded: All students: Exceeded 6.52% Met 15.53% English learners: Exceeded 0.93%, Met 8.41% Students with disabilities: Exceeded 1.49%, Met 4.48% Students with low income: Exceeded 4.51%, Met 13.91%</p> <p>Grade 5 percent met/exceeded:</p>	<p>Source: CAASPP Dashboard</p> <p>All student groups increase by 15%</p> <p>Source: STAR Math (Local Data):</p> <p>Increase percentage of all student groups at/above by 15%</p> <p>*updated based on updated baseline data</p>

Metric	Baseline	Year 1 Outcome	Year 2 Outcome	Year 3 Outcome	Desired Outcome for 2023–24
		<p>Students with disabilities: 4% Students with low income: 15% Homeless: 10% Foster Youth: 0%</p> <p>Grade 11 percentage at or above benchmark: All students: 10 % English learners: 0 %</p> <p>Students with disabilities: 0% Students with low income: 9% Homeless: 3% Foster Youth: 0% *Local assessment changed from START Math to MDTP-Mathematics Diagnostic Testing Project</p>	<p>All students: Exceeded 7.14% Met 9.82% English learners: Exceeded 0.00% Met 2.54% Students with disabilities: Exceeded 0.00%, Met 1.75% Students with low income: Exceeded 6.78%, Met 9.15%</p> <p>Grade 6 percent met/exceeded: All students: Exceeded 4.23% Met 9.67% English learners: Exceeded 0.93% Met 1.87% Students with disabilities: Exceeded 0.00%, Met 2.90% Students with low income: Exceeded 3.11%, Met 9.34%</p> <p>Grade 7 percent met/exceeded: All students: Exceeded 3.01% Met 9.64% English learners: Exceeded 0.00% Met</p>	<p>All students: Exceeded 9.06% Met 10.63% English learners: Exceeded 0.83% Met 2.48% Students with disabilities: Exceeded 0.00%, Met 1.85% Students with low income: Exceeded 8.86%, Met 9.96%</p> <p>Grade 6 percent met/exceeded: All students: Exceeded 2.88% Met 10.9% English learners: Exceeded 0.00% Met 3.28% Students with disabilities: Exceeded 0.00%, Met 0.00% Students with low income: Exceeded 3.08%, Met 10.38%</p> <p>Grade 7 percent met/exceeded: All students: Exceeded 3.33% Met 10% English learners: Exceeded 0.00% Met</p>	

Metric	Baseline	Year 1 Outcome	Year 2 Outcome	Year 3 Outcome	Desired Outcome for 2023–24
			<p>1.08% Students with disabilities: Exceeded 0.00%, Met 4.26% Students with low income: Exceeded 3.02%, Met 8.72%</p> <p>Grade 8 percent met/exceeded: All students: Exceeded 2.92% Met 7.29% English learners: Exceeded 0.00% Met 3.28% Students with disabilities: Exceeded 0.00%, Met 0.00% Students with low income: Exceeded 2.38%, Met 7.14%</p> <p>Grade 11 percent met/exceeded: All students: Exceeded 3.42% Met 11.58% English learners: Exceeded 0.00% Met 3.27% Students with disabilities: Exceeded 1.75%, Met 0.00% Students with low</p>	<p>1.47% Students with disabilities: Exceeded 0.00%, Met 2.99% Students with low income: Exceeded 2.91%, Met 9.09%</p> <p>Grade 8 percent met/exceeded: All students: Exceeded 2.37% Met 7.10% English learners: Exceeded 0.00% Met 1.49% Students with disabilities: Exceeded 0.00%, Met 6.82% Students with low income: Exceeded 2.19%, Met 6.93%</p> <p>Grade 11 percent met/exceeded: All students: Exceeded 3.18% Met 10.81% English learners: Exceeded 0.00% Met 0.00% Students with disabilities: Exceeded 0.00%, Met 0.00% Students with low</p>	

Metric	Baseline	Year 1 Outcome	Year 2 Outcome	Year 3 Outcome	Desired Outcome for 2023–24
			<p>income: Exceeded 3.80%, Met 11.08%</p> <ul style="list-style-type: none"><li>-----</li><li>-----</li><li>-----</li><li>--</li></ul> <p>Source: 2022- 2023 STAR Math (Local Data):</p> <p>Grades 3-5 percent at or above benchmark: All students: 38% English learners: 21% Students with disabilities: 14% Students with low income: 36% Homeless: 31% Foster Youth: 0%</p> <p>Grades 6-8 percent at or above benchmark: All students:: 21% English learners: 5% Students with disabilities: 4% Students with low income: 21% Homeless: 21% Foster Youth: 0%</p> <p>Grade 11 No data available from STAR</p>	<p>income: Exceeded 2.79%, Met 8.91%</p> <ul style="list-style-type: none"><li>-----</li><li>-----</li><li>-----</li><li>----</li></ul> <p>Source: 2022- 2023 STAR Math (Local Data):</p> <p>STAR Math diagnostic test not administered in the 23-24 school year.</p> <p>Local math benchmark assessments are being developed.</p> <p>No data available.STAR math diagnostic data will be available in the 24-27 school years.</p>	

Metric	Baseline	Year 1 Outcome	Year 2 Outcome	Year 3 Outcome	Desired Outcome for 2023–24
			Math, Local assessment changed from START Math to MDTP-Mathematics Diagnostic Testing Project		
STAR Early Literacy	Source: 2020-2021 STAR Early Literacy  Grades K-2 at or above benchmark: All students: 43% English learners: 32% Students with disabilities: 13% Students with low income: 38% Homeless: 0% Foster Youth: No Data	Source: 2021-2022 STAR Early Literacy  Grades K-2 at or above benchmark: All students: 56.8% English learners: 38.2% Students with disabilities: 20% Students with low income: 28% Homeless: 16% Foster Youth: No Data	Source: 2022-2023 STAR Early Literacy  Grades K-2 percent at or above benchmark: All students: 30% English learners: 19% Students with disabilities: 22% Students with low income: 26% Homeless: 29% Foster Youth: No Data.	Source changed to CORE and Heggerty  CORE Grades K-2 percent at or above benchmark - All students: Kinder 25% 1st 51% 2nd A-D 79%, E-K 39%, L 14%  Heggerty Grades K-2 percent at or above benchmark - Kinder 28.57% 1st 66.25% 2nd 88.29%	Source: STAR Early Literacy Grades K-2: increase to 20% at or above benchmark
Physical Fitness Test (PFT)	Source: 2020-2021 CA Dashboard	Source: 2021-2022 CA Dashboard PFT: No results	Source: 2022-2023 CA Dashboard PFT: No results	Source: 2023-2024 CA Dashboard	Source: Dashboard

Metric	Baseline	Year 1 Outcome	Year 2 Outcome	Year 3 Outcome	Desired Outcome for 2023–24
	PFT was still suspended for the school year.	reported to CDE. The LEAs are required only to submit participation percentages for each component, by grade, to the School Accountability Report Card (SARC).	reported to CDE. The LEAs are required only to submit participation percentages for each component, by grade, to the School Accountability Report Card (SARC).	PFT: No results reported to CDE. Participation Rates: 5th Grade: 99.4% 7th Grade: 97.2% 9th Grade: 81.6%	Increase percentage of students meeting standard by 10%
Local Indicator Reflection: Teachers Fully Credentialed and appropriately assigned	<p>Source: 2020-21 Dashboard "Met" on the CA Dashboard based on the Local Indicator Reflection</p> <p>Source: Data Quest, Teaching Assignment Monitoring Outcomes</p> <p>Total Teaching FTE: 229.7 Fully Credentialed: 90.7% Out of Field: 1.4% Intern: 0.4% Ineffective: 3.0% Incomplete: 4.2%</p>	<p>Source: 2021-2022 Dashboard Source "Met" on the CA Dashboard based on the Local Indicator Reflection</p> <p>Source: Data Quest, Teaching Assignment Monitoring Outcomes</p> <p>Total Teaching FTE: 238.8 Fully Credentialed: 89.5% Out of Field: 0.9% Intern: 1.2% Ineffective: 5.4% Incomplete: 2.9%</p>	<p>Source: 2022-2023 Dashboard Source "Met" on the CA Dashboard based on the Local Indicator Reflection</p> <p>Data has not yet been released.</p>	<p>Source: 2023-2024 Dashboard Source "Met" on the CA Dashboard based on the Local Indicator Reflection</p> <p>Data has not been released.</p>	<p>Source: Dashboard Maintain "met" status on the CA Dashboard based on the Local Indicator Reflection</p> <p>*updated language to align with desired outcome</p>
Local Indicator Reflection: Standards	Source: 2020-21 Dashboard	Source: 2021-2022 Dashboard	Source: 2022-2023 Dashboard	Source: 2023-2024 Dashboard Source	Source: Dashboard Maintain "met" status on the CA Dashboard



Metric	Baseline	Year 1 Outcome	Year 2 Outcome	Year 3 Outcome	Desired Outcome for 2023–24
Aligned Instructional Materials for Every Student	<p>"Met" on the CA Dashboard based on the Local Indicator Reflection</p> <p>Percent of pupils who lack their own assigned textbooks and/or instructional materials: 0%</p>	<p>"Met" on the CA Dashboard based on the Local Indicator Reflection</p> <p>Percent of pupils who lack their own assigned textbooks and/or instructional materials: 0%</p>	<p>"Met" on the CA Dashboard based on the Local Indicator Reflection</p> <p>Percent of pupils who lack their own assigned textbooks and/or instructional materials: 0%</p>	<p>"Met" on the CA Dashboard based on the Local Indicator Reflection</p> <p>Percent of pupils who lack their own assigned textbooks and/or instructional materials: 0%</p>	<p>based on the Local Indicator Reflection</p> <p>*updated with language that aligns to desired outcome</p>
Local Indicator Reflection: Implementation of all CA state standards, including how ELs will access the CCSS and ELD standards	<p>Source: 2020-21 Dashboard</p> <p>"Met" on the CA Dashboard based on the Local Indicator Reflection</p>	<p>Source: 2021-2022 Dashboard</p> <p>"Met" on the CA Dashboard based on the Local Indicator Reflection</p>	<p>Source: 2022-2023 Dashboard</p> <p>"Met" on the CA Dashboard based on the Local Indicator Reflection</p>	<p>Source: 2023-2024 Dashboard Source</p> <p>"Met" on the CA Dashboard based on the Local Indicator Reflection</p>	<p>Source: Dashboard Maintain "met" status on the CA Dashboard based on the Local Indicator Reflection</p> <p>*updated with language that aligns to desired outcome</p>
Course Access - Students have access and are enrolled in a broad course of study.	<p>Source: 2020-2021 Dashboard</p> <p>"Met" on the CA Dashboard based on the Local Indicator Reflection</p>	<p>Source: 2021-2022 Dashboard</p> <p>"Met" on the CA Dashboard based on the Local Indicator Reflection</p>	<p>Source: 2022-2023 Dashboard</p> <p>"Met" on the CA Dashboard based on the Local Indicator Reflection</p>	<p>Source: 2023-2024 Dashboard Source</p> <p>"Met" on the CA Dashboard based on the Local Indicator Reflection</p>	<p>Source: Dashboard Maintain "met" status on the CA Dashboard based on the Local Indicator Reflection</p> <p>*updated with language that aligns to desired outcome</p>

Metric	Baseline	Year 1 Outcome	Year 2 Outcome	Year 3 Outcome	Desired Outcome for 2023–24
CAASPP-CAST-Science  *Metric added	Source: CA State Results Most recent data due to federal waiver.  2018-19: 19.40% met/exceeded	Source: 2020-2021 CAASPP-CAST  State report not available; Source: 2020-21 CAASPP Dashboard: Due to federal waiver.	Source: 2021-2022 CAASPP-CAST  Grades 5 percent met/exceeded: All students: Exceeded 2.40%, Met 12.87% English learners: Exceeded 0.00%, Met 1.72% Students with disabilities: Exceeded 0.00%, Met 3.51% Students with low income: Exceeded 2.04%, Met 11.09%  Grades 8 percent met/exceeded: All students: Exceeded 1.46% Met 5.83% English learners: Exceeded 0.00%, Met 0.00% Students with disabilities: Exceeded 0.00%, Met 0.00% Students with low income: Exceeded 1.02%, Met 4.76%  Grade 11 percent met/exceeded:	Source: 2022-2023 CAASPP-CAST  Grades 5 percent met/exceeded: All students: Exceeded 3.77%, Met 12.26% English learners: Exceeded 0.00%, Met 0.83% Students with disabilities: Exceeded 0.00%, Met 0.00% Students with low income: Exceeded 4.07%, Met 11.85%  Grades 8 percent met/exceeded: All students: Exceeded 0.89% Met 8.9% English learners: Exceeded 0.00%, Met 0.00% Students with disabilities: Exceeded 0.00%, Met 4.55% Students with low income: Exceeded 0.73%, Met 8.39%  Grade 11 percent met/exceeded:	Source: CAASPP-CAST Increase percentage of students at/above by 10%

Metric	Baseline	Year 1 Outcome	Year 2 Outcome	Year 3 Outcome	Desired Outcome for 2023–24
			All students: Exceeded 2.08% Met 14.06% English learners: Exceeded 0.00% Met 1.64% Students with disabilities: Exceeded 0.00%, Met 5.36% Students with low income: Exceeded 2.21%, Met 14.83%	All students: Exceeded 3.0% Met 13.3% English learners: Exceeded 0.00% Met 0.00% Students with disabilities: Exceeded 0.00%, Met 1.49% Students with low income: Exceeded 2.54%, Met 12.99%	
% of ELs who progress in English proficiency (ELPAC)	Source: 2020-21 ELPAC CA  Level 4 (Well Developed): 16.26% Level 3 (Moderately Developed): 38.16% Level 2 (Somewhat Developed): 30.88% Level 1 (Minimally Developed): 14.69%	Source: 2021-2022 ELPAC CA  Level 4 (Well Developed): 15.57% Level 3 (Moderately Developed): 35.23% Level 2 (Somewhat Developed): 30.73% Level 1 (Minimally Developed): 18.47%	Source: 2022-2023 ELPAC CA Data has not yet been released.	Source: 2022-2023 ELPAC CA  Level 4 (Well Developed): 17.55% Level 3 (Moderately Developed): 41.15% Level 2 (Somewhat Developed): 29.14% Level 1 (Minimally Developed): 12.16%	Source: CA Dashboard  ELPAC CA Level 3 and 4: Increase by 15%
Source: Ed-Data, CDE	Source: Ed-Data, CDE	Source: Ed-Data, CDE	Source: Ed-Data, CDE	Source: Ed-Data, CDE	Source: CA Dashboard
EL Reclassification Rate	2020-21: 9.49%	2021-22: Data Not Available	2022-23 Data Not Available	2023-24 Data Not Available	Increase by 10%
2019-20 16.71%					

Metric	Baseline	Year 1 Outcome	Year 2 Outcome	Year 3 Outcome	Desired Outcome for 2023–24

Goal Analysis

An analysis of how this goal was carried out in the previous year.  
A description of any substantive differences in planned actions and actual implementation of these actions.

Goal 1 of the Local Control and Accountability Plan (LCAP) focused on improving student achievement. It included implementing professional development for teachers, adding reading intervention teachers, and expanding preschool and transitional kindergarten programs. These initiatives supported student learning and development across various educational levels.

All actions in Goal 1 were implemented, and the following describes any substantive differences in planned actions and actual implementation of these actions in the areas of:

SUCCESSIONS EXPERIENCED IN THE IMPLEMENTATION PROCESS:

Action 1.1: Professional Development. Professional development initiatives, including P3CC, CGI, CORE LITERACY, and EL SHADOWING, have started to have positive impacts on student achievement. These targeted training opportunities for teachers and administrators effectively promote adopting evidence-based instructional practices in classrooms across the district. As a result of these professional development efforts, instructional practices are shifting toward more effective and research-backed strategies. Teachers are incorporating new techniques and approaches learned through these initiatives designed to improve student learning outcomes and close achievement gaps. The commitment to providing high-quality professional development demonstrates the district's dedication to continuous improvement and supporting educators' and students' growth and success.

Action 1.13 Expand Transitional Kindergarten and Preschool. The successes of both the TK and Preschool programs demonstrate the school's dedication to providing excellent early childhood education opportunities that meet the community's needs. With continued growth and a commitment to aligning with the latest educational best practices, these programs are well-positioned for ongoing success in the future.

SUCCESSIONS in the Transitional Kindergarten Expansion:

The TK (Transitional Kindergarten) program has seen outstanding success and growth. Due to high demand, three new TK classes were added for the 2023-24 school year, leading to increased enrollment. This positive trend is projected to continue in the coming years. The introduction of the upcoming TK/Preschool Learning Foundations has been instrumental in clarifying the desired learning outcomes for

children in the program. With this added clarity, the school is in the process of adopting a new TK curriculum that aligns more closely with the New Learning Foundations. This will ensure the TK program provides the students with the most effective and up-to-date educational experience.

#### SUCSESSES in the Preschool Expansion:

The preschool program has been very well-received by the community. The full-day classes are currently at capacity, with a waiting list demonstrating strong family interest. This high demand can be attributed to the community's trust and confidence in the program's quality. In line with the school's commitment to inclusive education, students with special needs have been integrated into the preschool program through a co-taught inclusion model. This approach benefits all students by fostering an environment of diversity, understanding, and mutual support. To accommodate the growing demand for the preschool program, plans are underway to add a fifth classroom for the 2024-25 school year. This expansion will allow more families to access the high-quality early childhood education the school provides.

#### CHALLENGES EXPERIENCED IN THE IMPLEMENTATION PROCESS:

Action 1.1: Professional Development :

Action 1.13 Expand Transitional Kindergarten and Preschool.

#### CHALLENGES in the Transitional Kindergarten Expansion:

One of the main challenges in the TK expansion is guiding staff to view and structure TK classrooms as an extension of preschool rather than kindergarten. This shift in perspective is crucial to ensure that TK provides an appropriate and smooth transition for young learners. Another challenge is training all staff members in the new Learning Foundations, ensuring everyone has the same shared knowledge and understanding. Consistent training is essential for successfully implementing the new curriculum and maintaining a cohesive learning experience for students across all TK classrooms. As the TK program expands, finding adequate classroom space to accommodate the additional classes is becoming increasingly difficult. This space constraint may limit the program's ability to grow and meet the increasing demand from the community. Lastly, finding qualified staff to support the expansion is an ongoing challenge. Recruiting and retaining skilled early childhood educators is crucial to maintaining the quality of the TK program as it continues to grow.

#### CHALLENGES in the Preschool Expansion:

The lack of available classroom space throughout the district is a significant challenge limiting the preschool program's ability to expand. This space shortage hinders the program's capacity to meet the growing demand for preschool education in the community. At one particular site, the current preschool classrooms are small, which limits the number of students that can be accommodated. This size constraint further exacerbates the issue of limited capacity and hinders the program's ability to serve more families. Under the current preschool contract, 70 slots are available to meet full capacity. However, the program cannot fulfill this capacity requirement due to the lack of available classrooms. This discrepancy between the contract and the available space creates a challenging situation for the program's growth and ability to meet the community's needs. As with the TK expansion, finding qualified staff to support the preschool program's growth is an ongoing challenge. Attracting and retaining skilled early childhood educators is essential to ensure the program maintains its high-quality standards as it

expands. Addressing these challenges will require creative problem-solving, resource allocation, and collaboration among school leadership, staff, and the community. By working together to solve these challenges, the TK and Preschool programs can continue to grow and provide high-quality early childhood education to meet the increasing demand in the community.

### CHALLENGES in Professional Development

One significant challenge in implementing these professional development initiatives is the shortage of substitute teachers. This shortage has resulted in many teachers missing crucial professional development opportunities due to insufficient classroom substitutes. The inability to attend professional development sessions can hinder teachers' growth and ability to effectively implement new instructional strategies in their classrooms. This, in turn, may slow down the progress toward improving student achievement and realizing the full potential of these initiatives. Addressing the substitute teacher shortage is a complex issue that requires a multi-faceted approach. The district is exploring innovative strategies to attract and retain qualified substitute teachers, such as offering competitive compensation and fostering a positive and inclusive working environment. Despite the challenges of the substitute teacher shortage, the district remains committed to providing high-quality professional development opportunities for its educators. By working collaboratively with all educational partners to find creative solutions, the district ensures that teachers can consistently access the training and support they need to drive student success. Moving forward, the district will continue to prioritize these professional development initiatives while actively working to address the substitute teacher shortage.

Another challenge with our professional development is striking the right balance between providing essential training and allocating sufficient planning time for teachers to effectively integrate their newly acquired knowledge into their classroom instruction.

### An explanation of material differences between Budgeted Expenditures and Estimated Actual Expenditures and/or Planned Percentages of Improved Services and Estimated Actual Percentages of Improved Services.

Overall, the Budgeted Expenditures and Estimated Actual Expenditures were not materially different.

Action 1.1: Professional Development: The budgeted Expenditure amount was \$424,720.31, and the estimated Actual Expenditure was \$484,498.43. The difference was due to the additional professional development days added for the 23-24 school year.

Action 1.5: Technology Infrastructure: The budgeted Expenditure amount was \$210,060.00, and the estimated Actual Expenditure was \$255,782.00. The difference was due to the unplanned additional technology infrastructure purchases in the 23-24 school year.

An explanation of how effective or ineffective the specific actions were in making progress toward the goal during the three-year LCAP cycle.

Throughout the previous LCAP cycle, the district has observed a decline in the ELA and Math CAASPP scores. Despite this setback, the district remains optimistic about the future, as it has identified and implemented successful strategies to improve instructional practices in Reading and Math at the elementary level. These targeted interventions and pedagogical shifts are designed to address the root causes of the decline and lay a strong foundation for student learning. The district anticipates that these efforts will bear fruit in the 2024-2027 LCAP cycle, resulting in improved ELA and Math scores that reflect our educators' and students' hard work and dedication. By focusing on early intervention and evidence-based practices, the district is confident that it will reverse the trend and ensure that all students have the opportunity to excel academically.

---

**EFFECTIVE ACTIONS:** The following actions were effective in progressing toward the goal, and the degree to which the result was effective was measured by the associated metric(s).

#### Action 1.1: Professional Development

The professional development initiatives focused on CGI (Cognitively Guided Instruction) for grades 3-5 and CORE (Consortium On Reading Excellence) Literacy for grades K-2 have significantly improved instructional practices across the elementary grades. Teachers have embraced these research-based strategies, resulting in more engaging, student-centered lessons that foster critical thinking, problem-solving, and language development. Teachers in grades 3-5 have skillfully implemented CGI techniques, empowering students to develop a deeper conceptual understanding of mathematical concepts through collaborative exploration and discourse. Similarly, the CORE Literacy PD has equipped K-2 teachers with a robust toolkit to enhance foundational reading skills, phonemic awareness, and comprehension strategies.

In addition to these initiatives, the P3CC Initiative (Preschool to 3rd Grade Coherence Collaborative) has been introduced to align and improve the quality of learning experiences for children from preschool through third grade. The P3CC recognizes the critical importance of the early years in setting a strong foundation for children's future learning and success. By improving the quality and coherence of education from preschool through third grade, the collaborative aims to promote better outcomes for all children, particularly those from disadvantaged backgrounds.

Integrating CGI, CORE Literacy, and P3CC initiatives has created a comprehensive approach to enhancing education from preschool through fifth grade. Our district is better equipped to support students' academic, social, and emotional development by ensuring a seamless transition and continuity of high-quality instruction across these crucial years. The P3CC initiative complements the existing CGI and CORE Literacy efforts by fostering collaboration among educators and administrators to align curricula, assessments, and instructional practices. This synergy among the initiatives ensures that students experience a coherent and progressive learning journey, building upon their knowledge and skills year after year.

As a result of these targeted professional development efforts and the introduction of the P3CC initiative, our elementary classrooms have transformed into vibrant learning environments where students actively engage in meaningful, standards-aligned instruction that sets the



stage for long-term academic success. By investing in the continuum of learning from preschool through fifth grade, we are laying a strong foundation for our students' future achievements and well-being.

Action 1.14: English Language Development/Dual Language Immersion

Action 1.15: Language Appraisal Team

Action 1.16: English Learner Master Plan

Action 1.17 Newcomer Teacher

We compared the percentage of students in each performance level to determine whether the ELPAC data improved or declined from the baseline (2020-21) to the most current data (2022-2023).

2020-21 (Baseline):

Level 4 (Well Developed): 16.26%

Level 3 (Moderately Developed): 38.16%

Level 2 (Somewhat Developed): 30.88%

Level 1 (Minimally Developed): 14.69%

2022-2023 (Most current data):

Level 4 (Well Developed): 17.55%

Level 3 (Moderately Developed): 41.15%

Level 2 (Somewhat Developed): 29.14%

Level 1 (Minimally Developed): 12.16%

Comparing the data:

Level 4 (Well Developed): Improved slightly from 16.26% to 17.55%

Level 3 (Moderately Developed): Improved from 38.16% to 41.15%

Level 2 (Somewhat Developed): Declined slightly from 30.88% to 29.14%

Level 1 (Minimally Developed): Declined from 14.69% to 12.16%

Overall, there were improvements in the higher performance levels (Levels 3 and 4) and declines in the lower performance levels (Levels 1 and 2). Specifically:

The percentage of students at Level 4 (Well Developed) increased slightly by 1.29 percentage points.

The percentage of students at Level 3 (Moderately Developed) increased by 2.99 percentage points.

The percentage of students at Level 2 (Somewhat Developed) decreased slightly by 1.74 percentage points.

The percentage of students at Level 1 (Minimally Developed) decreased by 2.53 points.



These changes suggest that there has been a positive shift in the distribution of student performance levels on the ELPAC from the 2020-21 baseline to the 2022-2023 school year, with more students achieving higher levels of English language proficiency.

---

ACTIONS TO MODIFY: The following Action(s) did not assist to the degree desired in achieving Goal 1.

#### Action 1.2: Reading Intervention Teachers

To determine whether the CAASPP ELA data improved or declined from the baseline (2018-19) to the most current data (2022-2023), we compared the combined percentage of students who "Exceeded" and "Met" the standards for each student group.

##### 2018-19 (Baseline):

All students:  $22.48\% + 28.62\% = 51.10\%$

English learners:  $2.38\% + 10.43\% = 12.81\%$

Students with disabilities:  $5.21\% + 11.14\% = 16.35\%$

Students with low income:  $13.00\% + 26.19\% = 39.19\%$

##### 2022-2023 (Most current data):

All students:  $12.34\% + 16.46\% = 28.80\%$

English learners:  $3.77\% + 7.09\% = 10.86\%$

Students with disabilities:  $0.00\% + 3.77\% = 3.77\%$

Students with low income:  $11.27\% + 17.09\% = 28.36\%$

##### Comparing the data:

All students: Declined from 51.10% to 28.80%

English learners: Declined slightly from 12.81% to 10.86%

Students with disabilities: Declined significantly from 16.35% to 3.77%

Students with low income: Declined from 39.19% to 28.36%

Based on the data provided, there appears to be a decline in performance across all student groups in the CAASPP ELA assessment from the 2018-19 baseline to the 2022-2023 school year. The most significant decreases were observed for Students with disabilities and low-income Students, while the decline for English learners was relatively small compared to the other groups. Overall, the data suggests that the district's performance in the CAASPP ELA assessment has decreased over the past few years.

To determine whether the CAASPP Math data improved or declined from the baseline (2018-19) to the most current data (2022-2023), we compared the combined percentage of students who "Exceeded" and "Met" the standards for each student group.

2018-19 (Baseline):

All students:  $5.21\% + 11.14\% = 16.35\%$

English learners:  $3.41\% + 9.17\% = 12.58\%$

Students with disabilities:  $5.13\% + 7.48\% = 12.61\%$

Students with low income:  $10.34\% + 17.14\% = 27.48\%$

2022-2023 (Most current data):

All students:  $5.16\% + 12.61\% = 17.77\%$

English learners:  $0.58\% + 4.55\% = 5.13\%$

Students with disabilities:  $0.21\% + 3.11\% = 3.32\%$

Students with low income:  $4.51\% + 11.92\% = 16.43\%$

Comparing the data:

All students: Improved slightly from 16.35% to 17.77%

English learners: Declined significantly from 12.58% to 5.13%

Students with disabilities: Declined significantly from 12.61% to 3.32%

Students with low income: Declined significantly from 27.48% to 16.43%

When combining the data for Grades 3-8 and 11 in 2022-2023, there is a slight improvement for All students compared to the 2018-2019 baseline. However, there are significant declines for English learners, Students with disabilities, and Students with low income. This suggests that while overall performance may have slightly improved, there are still significant gaps and declines in performance for these specific student groups that need to be addressed.

A description of any changes made to the planned goal, metrics, desired outcomes, or actions for the coming year that resulted from reflections on prior practice.

The Educational Partners recognized the need for changes in Goal 1 to adopt a more holistic approach to student success. Through careful planning and collaboration, they developed a new LCAP that focuses on specific student groups while expanding the goal to encompass a comprehensive, high-quality education for all students. This strategic shift ensures that the Santa Paula Unified School District is well-positioned to support the diverse needs of its student population and prepare them for college, career, and life success.

---

## CHANGES IN GOAL DESCRIPTION and EXPLANATION:

The new LCAP Goal 1 builds upon the foundation set by the current Goal 1, focusing on the success of specific student groups while expanding its scope to provide a comprehensive, high-quality education for all students. Both goals emphasize the importance of supporting English Learners, Low Income, Foster Youth, and Students with Disabilities to ensure their academic success and personal growth. The new goal takes a more holistic approach by introducing the SPUSD Learner Profile and its five key competencies, which aim to develop well-rounded students with academic skills, social-emotional abilities, global awareness, and creative thinking capabilities. This approach ensures that all students, including those from specific student groups, receive the support and resources they need to thrive. Implementing the SPUSD Pillars of Success provides a framework for monitoring the district's development of these competencies, ensuring a more comprehensive and coordinated approach to student growth and success. Overall, the new LCAP Goal 1 builds upon the focus of the old goal while expanding its vision to provide a more inclusive and comprehensive education for all students in the Santa Paula Unified School District.

## CURRENT LCAP GOAL 1:

Goal 1 focuses on Increasing academic achievement at all grade levels in ELA and Math and Implementing the California State Standards in all core subjects. Additionally, Goal 1 focuses on Increasing English Learner achievement in ELA and Math and providing instructional support.

## NEW 2024-2027 LCAP GOAL 1:

The Santa Paula Unified School District will equip all students with the academic skills, knowledge, and Learner Profile competencies necessary for success in college, career, and life through rigorous and relevant curriculum and standards-based instruction. The district will measure its progress toward this goal by monitoring key performance indicators listed in the Metrics in Goal 1. The district will regularly review and analyze these metrics to ensure continuous improvement and adjust its strategies to support student success.

---

## METRICS:

## METRICS MODIFIED:

1. "CAASPP ELA" will be changed to "CAASPP ELA/ELD" in the 24-27 LCAP
2. "CAASPP CAST" will be changed to "CAASPP SCIENCE (CAST)" in the 24-27 LCAP
3. "A-G Completion" will be changed to "A-G Completion Rate and CTE Sequence Program Completion Rate" in the 24-27 LCAP
4. "Advanced Placement" will be changed to "AP Exam Pass Rate (3+)" in the 24-27 LCAP

#### METRICS ADDED:

1. The English Learner Progress Toward English Proficiency Rate (ELPI) metric will be added to Goal 1 in the 24-27 LCAP. The ELPI Metric was missing from the current LCAP.
2. The Completion of at least ONE Career Technical Education Pathway metric will be moved from Goal 2 to Goal 1 and renamed in the 24-27 LCAP
3. The Advanced Placement metric will be moved from Goal 2 to Goal 1 in the 24-27 LCAP.
4. The A-G Completion metric will be moved from Goal 2 to Goal 1 and renamed in the 24-27 LCAP.
5. The Seal of Biliteracy metric will be moved from Goal 2 to Goal 1 in the 24-27 LCAP.

#### METRICS MOVED:

1. The STAR Early Literacy metric will be moved to Goal 2 in the 24-27 LCAP. Moving the STAR Early Literacy Metric to Goal 2 aligns with Goal 2's Literacy focus in the 24-27 LCAP.
- 

#### ACTIONS ADDED:

Action 2.3: Support Advanced Placement Program and Exam Fees will be moved from Goal 2 to Goal 1 in the 24-27 LCAP.

Action 2.4: Increase and Support Career Technical Education Opportunities will be moved from Goal 2 to Goal 1 in the 24-27 LCAP.

Action 2.6: Field Trip to Universities and Standards-Aligned Field Trips will be moved from Goal 2 to Goal 1 in the 24-27 LCAP.

Action 2.9: AVID Program Districtwide will be moved from Goal 2 to Goal 1 in the 24-27 LCAP.

Action 2.16 Additional Elective Classes will be moved from Goal 2 to Goal 1 in the 24-27 LCAP.

#### ACTIONS MOVED:

Action 1.2: Reading Intervention Teachers will be moved from Goal 1 to Goal 2 in the 24-27 LCAP. Action 1.2, which involves hiring Reading Intervention Teachers, is being moved from Goal 1 to Goal 2 in the new Local Control and Accountability Plan (LCAP) to better align with the revised goal structure. In the new LCAP, Goal 2 focuses explicitly on improving student literacy outcomes and increasing the percentage of students reading at or above grade level. A portion of the intervention teachers will specifically focus on supporting English Learners to ensure they receive targeted literacy instruction and support. By moving Action 1.2 to Goal 2, the district is positioning the Reading Intervention Teachers as a critical strategy directly supporting achieving the literacy objectives outlined in Goal 2. This realignment creates a

more explicit connection between the Action and its goal, making it easier for educational partners to understand how the Reading Intervention Teachers contribute to the district's literacy priorities.

Action 1.7: Literacy Support will be moved from Goal 1 to Goal 2 in the new 24-27 LCAP. Action 1.7, which involves providing Literacy Support through the development and extended hours of school libraries, is being strategically moved to Goal 2 in the new LCAP. This shift is driven by the explicit literacy focus of Goal 2 in the revised LCAP, which aims to increase students' reading achievement. By aligning Action 1.7 with Goal 2, the district recognizes the vital role that school libraries play in promoting literacy and supporting students' reading development.

Action 1.12 Support Educational Outcomes will be moved from Goal 1 to Goal 3 in the new 24-27 LCAP. Action 1.12, which provides additional funding to school sites to further develop their academy focus areas such as STEAM (Science, Technology, Engineering, Arts, and Mathematics), VAPA (Visual and Performing Arts), and Agricultural Science, is being strategically moved from Goal 1 to Goal 3 in the new LCAP. This shift is driven by Goal 3's emphasis on strengthening student engagement.

Actions 1.3, 1.4, 1.5, 1.6, & 1.9 will be moved from Goal 1 to Goal 4 in the new 24-27 LCAP. Actions 1.3, 1.4, 1.5, 1.6, and 1.9, which encompass funding for smaller class sizes, prep periods at Isbell Middle School, technology purchases, technology infrastructure improvements, and the hiring of computer technicians, are being strategically relocated from Goal 1 to Goal 4 in the new LCAP. This shift is driven by the focus of Goal 4 on ensuring the provision of basic services to all students. As outlined in the LCAP, basic services include ensuring students have access to qualified teachers, appropriate class sizes, instructional materials, and well-maintained facilities and infrastructure. Actions 1.3 and 1.4, which fund smaller class sizes and prep periods at Isbell Middle School, provide students with more individualized attention and support from qualified teachers. Smaller class sizes have positively impacted student learning and achievement, particularly for disadvantaged students. Actions 1.5, 1.6, and 1.9, which involve purchasing technology, improving technology infrastructure, and hiring computer technicians, are critical to providing students with the tools and resources necessary for 21st-century learning.

#### ACTIONS REMOVED:

Action 1.16, which provided additional funding for developing the English Learner Master Plan, will be intentionally excluded from the new 24-27 LCAP. This exclusion is because the English Learner Master Plan has been successfully completed, and the specific Action is no longer necessary.

**A report of the Total Estimated Actual Expenditures for last year's actions may be found in the Annual Update Table. A report of the Estimated Actual Percentages of Improved Services for last year's actions may be found in the Contributing Actions Annual Update Table.**

## Goals and Actions

### Goal

Goal #	Description
2	Goal 2 a broad goal which focuses on Increasing parent involvement and enhancing student engagement through a variety of enrichment opportunities (State Priorities 2, 3, 4,).

### Measuring and Reporting Results

Metric	Baseline	Year 1 Outcome	Year 2 Outcome	Year 3 Outcome	Desired Outcome for 2023–24
Completion of at least ONE Career Technical Education Pathway  Students who completed at least one CTE Pathway with a grade of C- or better (or Pass) in the capstone course	Source: CA Dashboard 2019-2020: 30.1% (49 students met the criteria via CTE Completion	Source: CA Dashboard 2020-2021: 39.5% (62 students) met the criteria via CTE Completion	Source: CA Dashboard 2021-2022: 23.0% (109 students) met the criteria via CTE completion	Source: 2022-2023 CA Dashboard (College & Career Indicator Report)  31.2% (54 students met the criteria via CTE completion)  *metric changed on the CA Dashboard	Source: CA Dashboard  Increase by 15%
Parent Involvement Participation Rate	2019-2020  There were a total of 900 parents who participated in the parent opportunities.	2020-2021  The participation to date is 53 parents	2021-2022  There were a total of 280 parents who participated in parent training.	2023-2024 Source: VCOE SPUSD PEI Data (Prevention & Early Intervention)  There were a total of 5750 parents who participated in all parent activities at all school sites in SPUSD	Increase parent participation rate to 100 parents.

Metric	Baseline	Year 1 Outcome	Year 2 Outcome	Year 3 Outcome	Desired Outcome for 2023–24
College Credit Course:  Number of Students Completing One Semester, Two Quarters, or Two Trimesters of College Credit Courses with a grade of C- or better in academic/CTE subjects where college credit is awarded.	Source: CA Dashboard 2020-2021: 28.8% (120 students)	Source: CA Dashboard  Source: CALPADS, 17.1 Postsecondary Status Outcome Report  2019-2020: College Going Rate by School: Renaissance HS <ul style="list-style-type: none"> <li>• RHS Completers: 2 students</li> <li>• HS completers enrolled in College: 2 students</li> <li>• College-Going Rate: 2 students (100%) CSU Enrollment: 0</li> <li>• Community College Enrollment: 2 students</li> </ul>	Source: CA Dashboard 2021-2022: 28.5% (135 students)	Source: 2022-2023 CA Dashboard (College & Career Indicator Report)  61.8% (107 Students)	Source: CA Dashboard  Increase by 15 %

Metric	Baseline	Year 1 Outcome	Year 2 Outcome	Year 3 Outcome	Desired Outcome for 2023–24
		<p>(100%)</p> <ul style="list-style-type: none"> <li>Enrolled in a vocational/technical program: 0</li> </ul> <p>Santa Paula High School High SPHS Completers: 96 students</p> <ul style="list-style-type: none"> <li>HS Completers enrolled in College: 61 students</li> <li>College Going Rate: 63.5%</li> <li>UC/CSU Enrollment: 38.5% (37 students)</li> <li>Community College Enrollment: 25% (24 students)</li> <li>Enrolled in a vocational/te</li> </ul>			



Metric	Baseline	Year 1 Outcome	Year 2 Outcome	Year 3 Outcome	Desired Outcome for 2023–24
Advanced Placement A score of 3 or higher on at least TWO Advanced Placement (AP) Exams.	Source: 2020-2021 CA Dashboard 9.0% (32 students)	Source: AP College Board (ap.collegeboard.org)  2019: Total of 386 students in grades 10-12 took at least 1 AP Exam. AP Pass Rate: 162 students scored a 3+ on an AP exam out of 386 total AP students (41.97%) 2020: Total of 309 students in grades 10-12 took at least 1 AP Exam. AP Pass Rate: 138 students scored a 3+ on an AP exam out of 309 total AP students (44.66%)  Source: AP College Board (ap.collegeboard.org)  2021: Total of 331 students in grades 10-12 took at least 1 AP Exam. AP Pass Rate: 73 students scored a 3+ on an AP exam out	Source: 2021-2022 CA Dashboard 8.0% (38 students)	Source: 2022-2023 CA Dashboard 13.3% (23 students)	Source: CA Dashboard Increase by 15 %

Metric	Baseline	Year 1 Outcome	Year 2 Outcome	Year 3 Outcome	Desired Outcome for 2023–24
		of 331 total AP students (22.05%) <hr/> <hr/> Source: CA Dashboard 2019-2020: 24.5% (40 students) met the criteria via Advanced Placement.			
A-G Completion  Completion of courses that meet the University of California (UC) or California State University (CSU) A-G criteria with a grade of C or better (or Pass).	Source: 2019-2020 CA Dashboard  2019-2020: 28.6% (127 students)	Source: 2020-2021 CA Dashboard  2020-2021: 79.6 % (125 students)	Source: 2021-2022 CA Dashboard  2021-2022: 36.9% (175 students)	Source: 2022-2023 CA Dashboard  48.0% (83 students)	Source: CA Dashboard  Increase by 15 %
Seal of Biliteracy  Earned the State Seal of Biliteracy	Source: CA Dashboard  2019-2020: 11.7% (19 students)	Source: CA Dashboard  2020-2021: 14% (22 students)	Source: CA Dashboard  2021-2022: 7.4% (35 students)	Source: 2022-2023 CA Dashboard  7.5% (13 students)	Source: CA Dashboard  Increase by 15%
Percentage of Students by CCI Level	Source: 2020-2021 CA Dashboard	Source: 2020-2021 CA Dashboard	Source: 2021-2022 CA Dashboard	Source: 2022-2023 CA Dashboard	Source: CA Dashboard

Metric	Baseline	Year 1 Outcome	Year 2 Outcome	Year 3 Outcome	Desired Outcome for 2023–24
for each Student Group	Percentage of Students Prepared  All students: 44.1% English Learners: 11.5% Socio-Economically Disadvantaged: 42.3 % Students with Disabilities: 4.8% Homeless Students: 31.1% Foster Students: below the minimum size for reporting	Percentage of Students Prepared  All students: 46.7% English Learners: 27.9% Socio-Economically Disadvantaged: 44.8 % Students with Disabilities: 18.9% Homeless Students: 39.7% Foster Students: below the minimum size for reporting	Not reported in 2022	All students: 40.4% English Learners: 23.0% Socio-Economically Disadvantaged: 40 % Students with Disabilities: 18.1% Homeless Students: 29.1% Foster Students: below the minimum size for reporting	Increase by 15% in all student groups  *language updated for clarity

## Goal Analysis

An analysis of how this goal was carried out in the previous year.

A description of any substantive differences in planned actions and actual implementation of these actions.

Goal 2 of the LCAP focused on increasing parent involvement, enhancing student engagement, and increasing College and Career Readiness. Goal 2 included implementing high-quality CTE Pathways, funding AVID Tutors, funding field trips to Universities, and providing a comprehensive districtwide music program.

All actions in Goal 2 were implemented, and there were no instances of a planned action not implemented.

### SUCCESSSES EXPERIENCED IN THE IMPLEMENTATION PROCESS:

Action 2.4: Increase and Support Career Technical Education Opportunities. Santa Paula Unified School District aligned its focus on the California State Plan for Career Technical Education (CTE) with the vision of equity and excellence. In response to the significant changes in California's economic structure and how people live, learn, and work across the state's diverse geography, SPUSD restructured its CTE

Program. The district refined its course offerings, streamlining the industry offerings from twelve to five industry sectors to better adapt to the evolving landscape and provide more targeted and relevant educational opportunities for students.

#### SUCSESSES in Santa Paula High School's Career Technical Education Pathways and Dual Enrollment Courses:

##### Expansion of Santa Paula High School's Career Technical Education courses:

###### Healthcare and Wellness:

2021-2022: 2 courses

2022-2023: 2 courses

2023-2024: 4 courses

###### Engineering Technology:

2021-2022: 2 courses

2022-2023: 2 courses

2023-2024: 4 courses

###### Cybersecurity:

2021-2022: 1 course

2022-2023: 2 courses

2023-2024: 3 courses

###### Agriscience:

2021-2022: 3 courses

2022-2023: 3 courses

2023-2024: 3 courses

###### Human Services:

2021-2022: 3 course

2022-2023: 3 courses

2023-2024: 3 courses

##### Expansion of Santa Paula High School's Dual Enrollment:

Santa Paula Unified is focused on partnering with Ventura County Community College District to establish dual enrollment course offerings aligned to postsecondary programs at both Ventura and Moorpark College:

2021-2022: 0 students, 0 courses

2022-2023: 79 students, 3 courses

2023-2024: 128 students, 10 courses  
2024-2025: TBD students, 13 courses

Challenges experienced with the implementations are:

Action 2.1 (Parent Involvement) - SPUSD continues to provide parent involvement and engagement opportunities. However, it continues to be a challenge to increase parent participation.

Action 2.11 (Transportation for Athletic Events): The challenge was the increased cost of transportation compared to what was allocated. The additional costs had to be supplemented by other funding sources.

An explanation of material differences between Budgeted Expenditures and Estimated Actual Expenditures and/or Planned Percentages of Improved Services and Estimated Actual Percentages of Improved Services.

Overall, the Budgeted Expenditures and Estimated Actual Expenditures were not materially different.

Action 2.7: Districtwide Music Program: The budgeted Expenditure amount was \$460,228.86, and the estimated Actual Expenditure was \$493,747.00. The difference was due to the added cost of the music program when the 6th grade was moved from the middle school down to the elementary school.

Action 2.13: Summer Matters: The budgeted Expenditure amount was \$39,744.00, and the estimated Actual Expenditure was \$0. The difference was due to moving the expenditure to the Expanded Learning Opportunities Program (ELOP) funding.

Action 2.14: GATE Program: The budgeted Expenditure amount was \$0, and the estimated Actual Expenditure was \$0. There was no material difference, as the GATE Program was not funded in the 23-24 LCAP.

Action 2.17: After-school and Summer Enrichment: The budgeted Expenditure was \$187,865.06, and the estimated Actual Expenditure was \$0. The difference was due to moving the expenditure to the Expanded Learning Opportunities Program (ELOP) funding.

An explanation of how effective or ineffective the specific actions were in making progress toward the goal during the three-year LCAP cycle.

Throughout the previous LCAP cycle, Santa Paula Unified School District (SPUSD) made significant strides in achieving the objectives outlined in Goal 2. The district's efforts to align its Career Technical Education (CTE) program with the California State Plan for CTE, focusing on equity and excellence, have proven effective. SPUSD successfully restructured its CTE program to adapt to the changing economic landscape and the diverse needs of students across the state. The refinement of course offerings at Santa Paula High School, reducing the industry sectors from twelve to five, has streamlined the program and provided more targeted educational opportunities. As a result, the district has seen positive results in students completing one semester, two quarters, or two trimesters of college credit courses with a grade of C- or better in academic/CTE subjects where college credit is awarded. This achievement demonstrates the effectiveness of SPUSD's efforts to provide students with valuable college credit opportunities and prepare them for future success.

---

EFFECTIVE ACTIONS: The following actions were effective in progressing toward the goal, and the degree to which the result was effective was measured by the associated metric(s).

Action 2.4: Increase and Support Career Technical Education Opportunities.

Santa Paula Unified School District has made significant progress in its Career Technical Education (CTE) program, as evidenced by the increasing percentage of students completing at least one CTE Academy with a grade of C- or better. According to the California Dashboard, the percentage of CTE completers in the combined four and five-year graduation rate has steadily increased from 22% in 2021 to 23% in 2022 and 31% in 2023. In 2022, out of the 474 students in the combined four and five-year graduation rate, 109 students completed at least one CTE Pathway with a grade of C- or better in the capstone course. Among these 109 students, 100 were Hispanics/Latinos, 16 were English Learners/Emergent Bilinguals, 97 were socio-economically disadvantaged, 9 were students with disabilities, and 14 were homeless.

Furthermore, Santa Paula High School has expanded its CTE course offerings across various industry sectors to reach exemplary practices within Career Education:

Healthcare and Wellness:

2021-2022: 2 courses

2022-2023: 2 courses

2023-2024: 4 courses

Engineering Technology:

2021-2022: 2 courses

2022-2023: 2 courses

2023-2024: 4 courses

Cybersecurity:

2021-2022: 1 course

2022-2023: 2 courses

2023-2024: 3 courses

Agriscience:

2021-2022: 3 courses

2022-2023: 3 courses

2023-2024: 3 courses

Human Services:

2021-2022: 3 courses  
2022-2023: 3 courses  
2023-2024: 3 courses

A description of any changes made to the planned goal, metrics, desired outcomes, or actions for the coming year that resulted from reflections on prior practice.

The Educational Partners recognized the need for a change in Goal 2 to create a focused goal for literacy and mathematics. Based on the CAASPP ELA and Math data provided from the last three years, the Educational Partners have identified literacy and mathematics as areas requiring focused attention in the new LCAP. The data shows significant declines in performance across multiple student groups, particularly for English learners, students with disabilities, and low-income students. Goal 2's strategic focus ensures that the Santa Paula Unified School District is well-positioned to support the diverse needs of its student population in their literacy and mathematics development.

CHANGES IN GOAL DESCRIPTION and EXPLANATION:

The shift in focus from the current Goal 2 to the new Goal 2 in the Santa Paula Unified School District's LCAP reflects a strategic realignment of priorities based on the identified needs of the student population. While the current Goal 2 emphasized increasing parent involvement and providing enrichment opportunities to enhance student engagement, the new Goal 2 takes a more targeted approach, focusing specifically on ensuring all students achieve grade-level proficiency in literacy and mathematics. This shift is driven by the recognition that strong foundational skills in these areas are critical for student success and that closing achievement gaps, particularly for vulnerable student groups such as English Learners, Foster Youth, Low-Income, and Students with Disabilities, is essential for promoting educational equity. By prioritizing evidence-based, high-quality instruction, targeted interventions, and regular progress monitoring, the district aims to create a more focused and data-driven approach to improving student outcomes and ensuring all students have the support they need to thrive academically.

CURRENT LCAP GOAL 2:

Goal 2 focuses on Increasing parent involvement and enhancing student engagement through a variety of enrichment opportunities

NEW 2024-2027 LCAP GOAL 2:

The Santa Paula Unified School District will ensure all students achieve grade-level proficiency in literacy and math, as defined by state standards and district benchmarks, through evidence-based, high-quality reading and mathematics instruction, targeted interventions, and

progress monitoring using key performance indicators listed in the Metrics in Goal 2. The district will focus on equity and closing achievement gaps, specifically for English Learners, Foster Youth, Low-Income, and Students with Disabilities.

---

#### METRICS:

#### METRICS MODIFIED:

The performance metric currently listed under Goal 2 and phrased as "Completion of at least ONE Career Technical Education Pathway" will be renamed "CTE Sequence/Program Completion Rate." This change is being made to enhance clarity and ensure that the metric's name more accurately reflects what it measures: the percentage of students who complete a CTE pathway.

The performance metric labeled "Advanced Placement" will be renamed "AP Exam Pass Rate." This change is being made to provide educational partners with a clearer understanding of what the metric actually measures. Rather than simply tracking participation in Advanced Placement (AP) courses, this metric focuses explicitly on the percentage of students who pass their AP exams with a score of 3 or higher. By renaming the metric to "AP Exam Pass Rate," the district aims to emphasize the importance of student achievement and success in these rigorous college-level courses.

#### METRICS ADDED:

1. The "STAR Early Literacy" metric will be moved from Goal 1 to Goal 2 in the 24-27 LCAP.  
Metrics: ELPI Indicator will be added

#### METRICS MOVED:

1. The "Completion of at least ONE Career Technical Education Pathway" metric will be moved to Goal 1 and renamed "CTE Sequence/Program Completion Rate." This change is being made because Goal 1 primarily focuses on College and Career Readiness and student achievement.
  2. The "Advanced Placement" will be moved to Goal 1. This change is being made because Goal 1 primarily focuses on College and Career Readiness and student achievement.
  3. The "A-G Completion" metric will be moved to Goal 1 and renamed "A-G Completion Rate." This change is being made because Goal 1 primarily focuses on College and Career Readiness and student achievement.
  4. The "Seal of Biliteracy" metric will be moved to Goal 1. This change is being made because Goal 1 primarily focuses on College and Career Readiness and student achievement.
- 

#### ACTIONS MODIFIED:



Action 2.1: Parent Involvement/Educational Opportunities will be moved from Goal 2 to Goal 3 in the 24-27 LCAP. Action 2.1, which provides funding for Parent Involvement and Educational Opportunities, is strategically relocated to Goal 3 in the new LCAP. This move is based on recognizing that Action 2.1's purpose and focus align more closely with Goal 3's emphasis on increasing parent engagement. By moving Action 2.1 to Goal 3, the district acknowledges the central role of parent involvement in creating a supportive and engaging educational environment.

Action 2.2: Retain Administration Support at Schools will be moved from Goal 2 to Goal 4 in the 24-27 LCAP. Action 2.2, funding for Administration Support at Schools, is strategically relocated to Goal 4 in the new LCAP. This move is based on the understanding that the purpose and focus of Action 2.2 align more closely with Goal 4's emphasis on hiring highly qualified staff. Action 2.2 recognizes the critical role that school administrators play in leading and managing their schools to serve the needs of students, families, and staff best.

Action 2.3: Support Advanced Placement Program and Exam Fees will be moved from Goal 2 to Goal 1 in the 24-27 LCAP. Action 2.3, which provides funding for Advanced Placement (AP) exam fees for students, is strategically relocated from its current Goal 2 to Goal 1 in the new LCAP. This move is based on the understanding that Goal 1 primarily promotes student academic achievement, and funding AP exam fees aligns with this focus. Advanced Placement courses and exams are rigorous, college-level programs that allow students to challenge themselves academically and develop advanced skills and knowledge.

Action 2.4: Increase and Support Career Technical Education Opportunities will be moved from Goal 2 to Goal 1 in the 24-27 LCAP. Action 2.4, which focuses on increasing and supporting Career Technical Education (CTE) opportunities in grades 6-12, is strategically relocated to Goal 1 in the new LCAP. This move is based on the understanding that Goal 1 primarily promotes student academic achievement, and the emphasis on CTE aligns well with this goal. By increasing and supporting CTE opportunities in grades 6-12, Action 2.4 contributes to the district's goal of promoting student academic achievement in several ways.

Actions 2.5, 2.11, & 2.12: Retain Athletic Trainer and Purchase Supplies, hire an Athletic Director, and provide Transportation to Athletic Events will be moved from Goal 2 to Goal 4 in the 24-27 LCAP. Actions 2.5, 2.11, & 2.12, which provide funding for an Athletic Trainer, Supplies, an Athletic Director, and Transportation to Athletic Events, are strategically relocated to Goal 4 in the new LCAP. This move is based on the understanding that the purpose and focus of Actions 2.5, 2.11 & 2.12 align more closely with Goal 4's emphasis on hiring highly qualified staff and maintaining facilities and equipment. Action 2.5, 2.11 & 2.12 recognize the critical role that the Athletic Trainer and Director play in leading and managing their school's Athletic Department and athlete transportation to best serve the needs of students, families, and staff.

Action 2.6: Field Trip to Universities and Standards-Aligned field trips will be moved from Goal 2 to Goal 1 in the 24-27 LCAP. Action 2.6, funding university field trips for students in grades 5, 7, and 9, is strategically relocated to Goal 1 in the new LCAP. This move is based on recognizing that Goal 1 strongly emphasizes college and career readiness, and providing university field trips directly aligns with this focus. Placing Action 2.6 under Goal 1 enhances the clarity and coherence of the LCAP by grouping it with other actions and initiatives specifically designed to support college and career readiness. This strategic placement allows for a more focused and integrated approach to providing students with the experiences, information, and support they need to navigate their educational and career journeys successfully.

Action 2.8 & 2.10: Youth Leadership Activities and Mentoring Program will be moved from Goal 2 to Goal 3 in the 24-27 LCAP. Actions 2.8 and 2.10, which provide funding for Youth Leadership Activities and a Mentoring Program, are strategically relocated to Goal 3 in the new LCAP. This move is based on recognizing that Actions 2.8 and 2.10's purpose and focus align more closely with Goal 3's emphasis on increasing student engagement. Moving Action 2.8 to Goal 3, the district acknowledges the link between youth leadership activities and increased student engagement. This strategic placement allows for a more focused and integrated approach to providing students with meaningful opportunities to develop their leadership potential and engage in their school community.

Action 2.9: The AVID Program Districtwide will be moved from Goal 2 to Goal 1 in the 24-27 LCAP. Action 2.9, which provides funding to support the districtwide Advancement Via Individual Determination (AVID) program, is being strategically relocated to Goal 1 in the new LCAP. The program focuses on developing students' academic skills, critical thinking abilities, and college readiness through a rigorous curriculum, ongoing professional development for educators, and a supportive school culture. This move is based on the understanding that AVID is a comprehensive program designed to support student achievement, which directly aligns with the primary focus of Goal 1.

Action 2.14: The GATE Program will be eliminated from the new 24-27 LCAP. Action 2.14, which provides funding for implementing a Gifted and Talented Education (GATE) program, is being strategically eliminated from the new LCAP. This decision is based on the district's evolving philosophy and approach to supporting all students' diverse talents and abilities. The district recognizes that every student possesses unique gifts and talents, which may manifest in various areas such as academics, arts, athletics, leadership, or creativity. Rather than focusing on a separate GATE program that identifies and serves a select group of students based on specific criteria, the district believes in nurturing and developing the potential of all students through a comprehensive and inclusive educational approach. This shift in philosophy is reflected in the district's commitment to providing a wide range of academies and programs throughout its schools. These academies offer specialized curricula, enrichment opportunities, and targeted support in STEM, visual and performing arts, dual language immersion, and career technical education.

Action 2.15: Office Assistant Support will be moved from Goal 2 to Goal 4 in the 24-27 LCAP. Action 2.15, which provides funding for hiring additional Office Assistant Support, is strategically relocated to Goal 4 in the new LCAP. This move is based on the understanding that Action 2.15's purpose and focus align more closely with Goal 4's emphasis on hiring high-quality staff to support the needs of students, families, and schools. By moving Action 2.15 to Goal 4, the district emphasizes the importance of investing in recruiting, hiring, and supporting skilled and dedicated office assistants who can effectively serve the needs of parents and families.

Action 2.16: Additional Elective Classes will be moved from Goal 2 to Goal 1 in the 24-27 LCAP. Action 2.16, funding additional elective classes at Isbell Middle School and Santa Paula High School, is strategically relocated to Goal 1 in the new LCAP. This move is based on the recognition that elective classes play a crucial role in preparing students for college and career, which aligns with the dual focus of Goal 1 on student achievement and college and career readiness.

Actions 2.13 and 2.17, Summer Matters and After School and Summer Enrichment, will be eliminated from the 24-27 LCAP. Actions 2.13 and 2.17, which represent after-school and summer programs, are being strategically eliminated from the new LCAP due to a change in funding source. These programs will now be funded through the Expanded Learning Opportunities Program (ELOP) instead of LCAP funding. By transitioning the funding for Actions 2.13 and 2.17 from LCAP to ELOP, the district is aligning its resources with the intended purpose and

guidelines of the respective funding sources. LCAP funds support various actions and services that contribute to the district's goals. In contrast, ELOP funds are specifically earmarked for after-school and summer learning programs.

Action 2.18: District Communication will be moved from Goal 2 to Goal 3 in the 24-27 LCAP. Action 2.18, which provides funding for district communication, is being strategically relocated to Goal 3 in the new Local Control and Accountability Plan (LCAP). This move is based on recognizing that effective district communication is essential for improving and increasing parent involvement, which aligns with the primary focus of Goal 3. By providing clear, timely, and accessible information through various channels, such as the district website, Parent Square, and social media, the district can keep families connected and encourage active participation in their children's education. Under Goal 3, Action 2.18 can be more effectively integrated with other initiatives and strategies to improve and increase parent involvement.

Action 2.19: Childcare/Interpretation will be moved from Goal 2 to Goal 4 in the 24-27 LCAP. Action 2.19, which provides funding for childcare and interpretation services for IEPs (Individualized Education Programs) and other district events, is being strategically relocated to Goal 4 in the new Local Control and Accountability Plan (LCAP). This move is based on the understanding that providing these essential services aligns with Goal 4's focus on ensuring basic services and access for all students and families. Moving Action 2.19 to Goal 4 in the new LCAP strengthens the alignment between the action and the district's focus on providing basic services and access for all students and families.

#### ACTIONS ADDED:

Action 1.2: Reading Intervention Teachers will be moved from Goal 1 to Goal 2 in the 24-27 LCAP

Action 1.7: Literacy Support will be moved from Goal 1 to Goal 2 in the 24-27 LCAP.

Action 3.1: Credit Recovery Opportunities will be moved from Goal 3 to Goal 1 in the 24-27 LCAP.

Action 3.5: A-G Completion Rate will be moved from Goal 3 to Goal 1 in the 24-27 LCAP.

**A report of the Total Estimated Actual Expenditures for last year's actions may be found in the Annual Update Table. A report of the Estimated Actual Percentages of Improved Services for last year's actions may be found in the Contributing Actions Annual Update Table.**

## Goals and Actions

### Goal

Goal #	Description
3	Goal 3 is a broad goal which focuses on increasing graduation rates and reducing suspensions and expulsions (State Priorities 5, 6)

### Measuring and Reporting Results

Metric	Baseline	Year 1 Outcome	Year 2 Outcome	Year 3 Outcome	Desired Outcome for 2023–24
Graduation Indicator	Source: CALPADS Report 15.1: Cohort Outcome and Rates:  2019-20: 89.9%	Source: CALPADS Report 15.1: Cohort Outcome and Rates:  2020-21: 89.2%	Source: CALPADS Report 15.1: Cohort Outcome and Rates:  2021-22: 89.5%	Source: CALPADS Report 15.1: Cohort Outcome and Rates:  2022-23: 90.02%	Source: CALPADS Report 15.1: Cohort Outcome and Rates:  Maintain or Increase by 5%
Chronic Absenteeism	Source: CALPADS Report 14.1: Student Absenteeism  2019-20:  Students Absent (<5%): 78.02%  Students absent (>5% and <10%): 10.13%  Chronic Absenteeism (>=10% and <20%): 6.34%	Source: CALPADS Report 14.1: Student Absenteeism  2020-21:  Students absent (>5% and <10%): 6.3%  Chronic Absenteeism (>=10% and <20%): 11.9%  Students absent (>20%): 5.5%	Source: CALPADS Report 14.1: Student Absenteeism  2021-22:  Students Absent (<5%): 35.95%  Students absent (>5% and <10%): 31.71%  Chronic Absenteeism (>=10% and <20%): 23.74%	Source: CALPADS Report 14.1: Student Absenteeism  2022-23:  Students Absent (<5%): 38.0%  Students absent (>5% and <10%): 33.1%  Chronic Absenteeism (>=10% and <20%): 18.7%	Source: CALPADS Report 14.1: Student Absenteeism  Decrease Chronic Absenteeism rate to less than 5%

Metric	Baseline	Year 1 Outcome	Year 2 Outcome	Year 3 Outcome	Desired Outcome for 2023–24
	Students absent (>20%): 5.5%		Students absent (>20%): 8.60%	Students absent (>20%): 7.1%	
Dropout Rate	Source: CALPADS  2019-2020 dropout rate:  SPHS: 2.0 % RHS: 6.8 %  Middle School: Isbell MS: (4 students) 0.003%	Source: CALPADS  2020-2021 dropout rate:  SPHS: 2.0% RHS: 6.8%	Source: CALPADS  2021-2022 dropout rate:  SPHS: 4.2% RHS: 9.1%  Middle School: Isbell MS: .00%	Source: CALPADS  2022-2023 dropout rate:  SPHS: 4.29% RHS: 3.39%  Middle School: Isbell MS: (2 students) Isbell MS: 0.002 %	Source: CA Dashboard  SPHS & RHS: Decrease by 2% Isbell MS: decrease by (2 students) 0.001%
Suspension Rate	Source: CA Dashboard  2019-2020 Suspension Rate: 0%	Source: CA Dashboard  2020-2021 Suspension Rate: 0%	Source: CA Dashboard  2021-2022 Suspension Rate: 4.5%	Source: CA Dashboard  2022-2023 Suspension Rate: 5.0%	Source: CA Dashboard  Maintain 0%
Expulsion Rate	Source: CA Dashboard  2019-2020 Expulsion Rate: 0%	Source: CA Dashboard  2020-2021 Expulsion Rate: 0%	Source: CA Dashboard  2021-2022 Expulsion Rate: 0.21%	Source: CA Dashboard  2022-2023 Expulsion Rate: 0.1%	Source: CA Dashboard  Maintain 0%
Truancy Rate	Source: CALPADS  2019-2020 Truancy rate (3.8-7.6 days missed) 20.3 %	Source: CALPADS  2020-2021 Truancy rate (3.8-7.6 days missed): 20.3%	Source: CALPADS  2021-2022 Truancy rate (3.8-7.6 days missed): 23.8%	Source: CALPADS  2022-2023 Truancy rate (3.8-7.6 days missed): %	Source: CALPADS  Decrease by 10%

Metric	Baseline	Year 1 Outcome	Year 2 Outcome	Year 3 Outcome	Desired Outcome for 2023–24
Attendance Rate	<p>Source 2019-20 QGIS Attendance Rate (&lt;.8 days of school missed) Districtwide: 31.2%</p> <p>Source: 2019-20 QGIS Districtwide: 91.1%</p>	<p>Source: 2020-21 QGIS Districtwide: 91.1%</p>	<p>Source: 2021-22 QGIS Districtwide: 29.7%</p>	<p>Source: 2022-23 QGIS Districtwide: 92.4%</p>	<p>Source: QGIS Increase by 15%</p>
Outreach and Engagement for Foster and Homeless Youth	Determine baseline 2020-21	Determine baseline 2021-22	<p>Baseline 2022-2023</p> <p>Senior Prom Tickets: 26 Cap &amp; Gown Sets: 13 Senior Hoodies: 5 PE Uniforms: 35 Backpacks: 200 Food/Hygiene Supplies: 2 Mileage: 2 Clothes/Shoes: 10 Total 293 Families</p>	<p>2023-2024</p> <p>Senior Prom Tickets: 5 Cap &amp; Gown Sets: 3 Senior Hoodies: N/A PE Uniforms: 20 Backpacks: 220 Food/Hygiene Spplies \$500 Grocery Card: 16 Mileage/Gas Card: 16 Transportation: \$65,000 Clothes/Shoes: 37 (\$150/student) Hotel Stays: 3 (14 day stays per family) Eyeglasses: 3 Medication: 2</p> <p>Total 400 Families</p>	<p>Source: Internal Tracking</p> <p>Increase Support by 15%</p>

Metric	Baseline	Year 1 Outcome	Year 2 Outcome	Year 3 Outcome	Desired Outcome for 2023–24

Goal Analysis

An analysis of how this goal was carried out in the previous year.  
A description of any substantive differences in planned actions and actual implementation of these actions.

Goal 3 of the LCAP focused on increasing graduation rates, reducing suspensions and expulsions, and increasing student engagement. Goal 3 included implementing mental health programming, adding campus safety, and increasing counselor activities to support student well-being and engagement.

All actions in Goal 3 were implemented, and there were no instances of a planned action not implemented.

SUCCESSES EXPERIENCED IN THE IMPLEMENTATION PROCESS:

ACTION 3.3 (PBIS Framework) - PBIS has been expanded to two elementary sites to expand PBIS districtwide.  
ACTION 3.4 (Counselor/Mental Health Support) - counseling positions were maintained.  
ACTION 3.7 (Support for Teen Parents) - SPUSD continues to provide child care for teen parents to enable teen parents to attend school.

CHALLENGES EXPERIENCED IN THE IMPLEMENTATION PROCESS:

ACTION 3.3: Positive Behavior Intervention and Supports (PBIS) Framework. SPUSD faced challenges implementing Action 3.3, which aimed to introduce Positive Behavior and Intervention Supports (PBIS) districtwide. The inconsistent adoption of PBIS across school sites led the district to seek alternative means of addressing behavior supports, such as contracting online mental health services and conducting a universal screener to better identify students' needs. Despite these challenges, SPUSD remains committed to finding practical solutions and has made addressing behavior supports a focus for the 2024-2027 LCAP. The district's adaptability in the face of complications demonstrates its dedication to promoting positive behavior and supporting students' social-emotional well-being.

An explanation of material differences between Budgeted Expenditures and Estimated Actual Expenditures and/or Planned Percentages of Improved Services and Estimated Actual Percentages of Improved Services.

Overall, the Budgeted Expenditures and Estimated Actual Expenditures were not materially different.



Action 3:4: Counselors/Mental Health Support: The budgeted Expenditure amount was \$2,075,210.05, and the estimated Actual Expenditure was \$2,280,170.35. The difference was due to the hiring of counselors beyond what was planned.

Action 3.5: A-G Completion Rate: The budgeted Expenditure amount was \$89,215.63, and the Actual Expenditure was \$137,500.00. The difference was due to the contract amount for the Early Academic Outreach Program (EAOP), which exceeded the allocation for this Action.

An explanation of how effective or ineffective the specific actions were in making progress toward the goal during the three-year LCAP cycle.

Throughout the previous LCAP cycle, Santa Paula Unified School District made significant strides in increasing graduation rates and reducing suspensions and expulsions, as outlined in Goal 3. The data associated with this goal demonstrates notable progress in several key areas. The district's graduation rate improved slightly from 89.2% to 90.02%, moving closer to the desired outcome. Additionally, the suspension rate, while increasing from 0% to 5%, remained below pre-pandemic levels, indicating a need for continued focus on positive behavior interventions. The expulsion rate also showed improvement, decreasing from 0.21% to 0.1%. These data points reflect the district's unwavering commitment to student well-being and engagement, as evidenced by the implementation of mental health programming, enhancement of campus safety, and increase in counselor activities. While some challenges remain, particularly in addressing chronic absenteeism, the overall trend indicates that the actions implemented have been effective in making progress toward the goal of improving student outcomes and school climate.

---

All actions in Goal 3 were proven to be effective, as the metrics identified for this goal indicate progress.

Action 3.1: Implementing APEX Learning, a web-based credit recovery program, at Renaissance High School has proven highly effective. The program's engaging and interactive platform has significantly increased student interest and participation in the learning process. Its appealing and accessible format has encouraged students to actively engage with the content, leading to a deeper understanding of the material. The flexibility offered by the web-based program has allowed students to work at their own pace, ensuring they have the time and opportunity to fully grasp the concepts. As a result, students who needed credit recovery have made substantial progress toward graduation, providing tangible evidence of the effectiveness of implementing APEX Learning at Renaissance High School.

Action 3.10: Adding more campus safety staff on-site has effectively fostered a safe and orderly learning environment. The increased presence of trained safety personnel has helped to deter potential disruptions, address issues promptly, and provide a sense of security for students and staff. By creating an atmosphere where students feel protected and supported, they can better focus on their academic pursuits without the distraction of safety concerns. Moreover, the campus safety staff can be positive role models and build rapport with students, further contributing to a positive school culture. As a result, the investment in additional campus safety staff has been instrumental in maintaining an environment that promotes academic excellence and student well-being.



A description of any changes made to the planned goal, metrics, desired outcomes, or actions for the coming year that resulted from reflections on prior practice.

The Educational Partners acknowledged the importance of fostering a supportive and engaging learning environment to enhance student success. Through extensive collaboration and input from various educational partners, they revised Goal 3 to emphasize the need for increased student engagement, parental involvement, and a positive school climate. The updated LCAP now includes targeted strategies to encourage active participation from students, families, and the community, recognizing their vital role in creating a nurturing atmosphere that promotes academic achievement and personal growth. By prioritizing these key elements, the Santa Paula Unified School District aims to cultivate a culture of inclusivity, empowerment and shared responsibility, ultimately leading to improved student outcomes as they prepare for college, career, and life success.

#### CHANGES IN GOAL DESCRIPTION and EXPLANATION:

The current Goal 3 and the new Goal 3 in the Santa Paula Unified School District's LCAP demonstrate a shift in focus while maintaining the overarching aim of supporting student success and well-being. The current Goal 3 primarily emphasizes increasing graduation rates and reducing suspensions and expulsions, recognizing the importance of a positive school environment in promoting academic achievement. In contrast, the new Goal 3 takes a more comprehensive and proactive approach by focusing on three main areas: student engagement, parental involvement, and school climate. It expands the scope of student engagement by introducing innovative site academies, project-based learning, and differentiated pathways tailored to individual student interests and abilities, promoting authentic, student-centered learning experiences. The new Goal 3 also emphasizes parental involvement and collaboration, seeking to provide diverse opportunities for increased participation in school and district activities. Additionally, it introduces a comprehensive Multi-Tiered System of Supports (MTSS) to proactively identify and address students' academic, social, emotional, and mental health needs, reflecting the district's commitment to creating a supportive, inclusive, and equitable learning environment that promotes student success and well-being.

#### CURRENT LCAP GOAL 3:

Goal 3 focuses on increasing graduation rates and reducing suspensions and expulsions.

#### NEW 2024-2027 LCAP GOAL 3:

##### Student Engagement:

Santa Paula Unified School District will engage students through innovative site academies, project-based learning, and differentiated pathways tailored to individual student interests and abilities. These will provide authentic, student-centered learning experiences that promote critical thinking, creativity, and real-world problem-solving skills.

##### Parental Involvement:

The district will strengthen parent engagement and collaboration by providing diverse opportunities for increased participation in school and district activities, such as workshops, forums, and decision-making processes. The district will prioritize open communication, cultural responsiveness, and establishing a strong partnership between home and school, recognizing the critical role of families in supporting student success and well-being.

#### School Climate:

The district will enhance student safety, well-being, and academic success by implementing a comprehensive Multi-Tiered System of Supports (MTSS) that proactively identifies and addresses students' academic, social, emotional, and mental health needs. The MTSS will focus on fostering an inclusive, supportive, and equitable learning environment while enforcing robust safety measures to ensure the physical security of all students and staff.

---

#### METRICS:

##### METRICS ADDED:

1. The California Healthy Kids Survey metric will be moved from Goal 4 to Goal 3 in the 24-27 LCAP.
- 

#### ACTIONS:

##### ACTIONS MODIFIED:

Action 3.1: Credit Recovery Opportunities will be moved from Goal 3 to Goal 1 in the 24-27 LCAP. Action 3.1, which provides funding for student credit recovery opportunities, is strategically relocated to Goal 1 in the new LCAP. This move is based on recognizing that credit recovery programs are directly linked to supporting student's academic skills and progress, which aligns with the primary focus of Goal 1. Moving Action 3.1 to Goal 1 acknowledges that credit recovery supports students' academic skills and progress. By aligning this action with Goal 1, the district emphasizes the importance of providing targeted interventions. It supports to help all students meet grade-level standards and master essential content knowledge and skills.

Action 3.5: A-G Completion Rate will be moved from Goal 3 to Goal 1 in the 24-27 LCAP. Action 3.5, which provides funding to help increase the A-G completion rate within the district's high school, is strategically relocated to Goal 1 in the new LCAP. This move is based on the understanding that A-G completion is directly linked to providing students with the rigorous and relevant curriculum they need to be college-ready, which aligns with the primary focus of Goal 1. Moving Action 3.5 to Goal 1 acknowledges that increasing A-G completion rates is critical to supporting students' access to and success in higher education. By aligning this action with Goal 1, the district emphasizes providing all students with a challenging and relevant curriculum that prepares them for the demands of college and careers.

##### ACTIONS ADDED:

Action 1.12: Support Educational Outcomes will be moved from Goal 1 to Goal 3 in the 24-27 LCAP.

Action 2.1: Parent/Involvement Educational Opportunities will be moved from Goal 2 to Goal 3 in the 24-27 LCAP.

Action 2.8: Youth Leadership Activities will be moved from Goal 2 to Goal 3 in the 24-27 LCAP.

Action 2.10: The Mentoring Program will be moved from Goal 2 to Goal 3 in the 24-27 LCAP.

Action 2.18: District Communication will be moved from Goal 2 to Goal 3 in the 24-27 LCAP.

**A report of the Total Estimated Actual Expenditures for last year's actions may be found in the Annual Update Table. A report of the Estimated Actual Percentages of Improved Services for last year's actions may be found in the Contributing Actions Annual Update Table.**

## Goals and Actions

### Goal

Goal #	Description
4	Goal 4 is a broad goal which focuses on creating a welcoming and safe school climate for students, parents, and staff (State Priority 6)

### Measuring and Reporting Results

Metric	Baseline	Year 1 Outcome	Year 2 Outcome	Year 3 Outcome	Desired Outcome for 2023–24
CA Healthy Kids Survey	Source: 2020-21 CHKS 57% of students feel safe at school 31% of students reported having a caring adult relationship 38% of staff feel the workplace is supportive and inviting 31% of staff reported having a safe place to work.	Source: 2020-21 CHKS 57% of students feel safe at school 31% of students reported having a caring adult relationship 38% of staff feel the workplace is supportive and inviting 31% of staff reported having a safe place to work.	Source: 2020-21 CHKS 57% of students feel safe at school 31% of students reported having a caring adult relationship 38% of staff feel the workplace is supportive and inviting 31% of staff reported having a safe place to work.	Source: 2021-23 CHKS 78% of students feel safe at school 70% of students reported having a caring adult relationship 38% of staff feel the workplace is supportive and inviting 41% of staff reported having a safe place to work.	Source CHKS  Pending data from local CHKS 2021-2022 Survey results
Facilities Inspection Tool (FIT)	Source: 2020-21 Williams FIT Maintained rating of 100% “good repair” or better	Source: 2021-22 Williams FIT Maintained rating of 100% “good repair” or better	Source: 2022-23 Williams FIT Maintained rating of 100% “good repair” or better	Source: 2023-24 Williams FIT Maintained exemplary rating of 100% “good repair” or better at 7 schools, 99.31% at 1 school and a Fair rating of 86.25% at 1 school	Source: 2021-22 Williams FIT Maintain rating of 100% “good repair” or better

Metric	Baseline	Year 1 Outcome	Year 2 Outcome	Year 3 Outcome	Desired Outcome for 2023–24
Parent Engagement & Family Engagement (Engagement)	Source: 2020-21 Insert survey name	21-22  LEA’s progress in creating welcoming environments for all families in the community.  Standard Met	21-23  LEA’s progress in creating welcoming environments for all families in the community.  Standard Met	23-24  LEA’s progress in creating welcoming environments for all families in the community.  Standard Met	Source:  LEA’s progress in creating welcoming environments for all families in the community.  Goal: Meet Standard

## Goal Analysis

An analysis of how this goal was carried out in the previous year.

A description of any substantive differences in planned actions and actual implementation of these actions.

Goal 4 of the LCAP focused on improving safety and cleanliness across school sites. The district continued safety services such as the RAPTOR Visitor and Emergency Management systems, and the custodial staff maintained a safe and operational environment in schools, setting high standards of cleanliness for students. SPUSD also created a 30-year deferred maintenance plan to address various projects, including painting, roofing, asphalt maintenance, playground improvements, sports field enhancements, HVAC system upgrades, and other major maintenance initiatives. Additionally, the district made Health Specialists available at all school sites to improve the overall quality of health and wellness initiatives.

### SUCSESSES EXPERIENCED IN THE IMPLEMENTATION PROCESS:

Action 4.4 Health Service Specialist: SPUSD implemented Action 4.5 by making Health Specialists available at all school sites. The consistent presence of these specialists at each site has improved the overall quality of the district's health and wellness initiatives. SPUSD has created a healthier environment for students, parents, and staff by having dedicated staff focused on health and well-being. The Health Specialists promote and support wellness across the school community.

Actions 4.1 Safety Measures, 4.2 Custodial, & 4.3 Deferred Maintenance: SPUSD successfully implemented Actions 4.1, 4.2, and 4.3, resulting in significant improvements to safety and cleanliness across all school sites. The district maintained critical safety services, including the RAPTOR Visitor and Emergency Management systems, ensuring a secure environment for students, staff, and visitors. Additionally, the custodial staff's diligent work was instrumental in upholding high standards of cleanliness and maintaining a safe, operational setting in

schools. Their presence during daytime hours allowed them to provide vital support to the school community. The custodial team went above and beyond by assisting educational teams with equipment setup and organizing essential supplies, contributing to the smooth functioning of the schools. Through these actions, SPUSD demonstrated its commitment to fostering a secure, well-maintained, and conducive learning environment for all students.

An explanation of material differences between Budgeted Expenditures and Estimated Actual Expenditures and/or Planned Percentages of Improved Services and Estimated Actual Percentages of Improved Services.

Overall, the Budgeted Expenditures and Estimated Actual Expenditures were not materially different.

Action 4.1: Safety Measures: The budgeted Expenditure amount was \$235,997.16, and the estimated Actual Expenditure was \$335,997.16. The difference was due to hiring additional Safety Crossing Guards for the 23-24 school year.

An explanation of how effective or ineffective the specific actions were in making progress toward the goal during the three-year LCAP cycle.

Throughout the previous LCAP cycle, Santa Paula Unified School District made significant progress in creating a welcoming and safe school climate for students, parents, and staff. The district's focused efforts on improving safety, cleanliness, and health services across all school sites have yielded positive results, as evidenced by the metrics associated with Goal 4. The data for this goal shows clear progress, with improvements in facilities ratings, parent engagement, and student perceptions of school safety. For example, the percentage of students feeling safe at school increased from 57% to 78%, and the district maintained exemplary ratings for facilities in good repair at most schools. While there is room for improvement in some areas, the actions implemented have been largely effective in enhancing the overall learning environment and promoting student well-being.

---

EFFECTIVE ACTIONS:

Actions 4.1 Safety Measures, 4.2 Custodial, & 4.3 Deferred Maintenance: The success of Actions 4.1, 4.2, and 4.3 can be attributed to several key factors. First, the district recognized the importance of prioritizing safety, cleanliness, and wellness in its schools. By allocating resources and personnel towards these initiatives, SPUSD demonstrated its commitment to creating an environment that promotes learning and well-being. The effectiveness of these actions lies in their comprehensive approach. By maintaining essential safety systems, such as RAPTOR, and ensuring the presence of custodial staff during school hours, SPUSD addressed both the physical security and cleanliness of its campuses. This multi-faceted strategy allowed for a more thorough and efficient management of the school environment.

Furthermore, introducing health specialists at all school sites complemented the efforts to ensure safety and cleanliness. These specialists brought expertise and focus to promoting health and wellness initiatives, enhancing the overall well-being of students, parents, and staff. Their consistent presence allowed for the development and implementation of targeted programs that addressed the specific needs of each school community. The success of these actions also relied on the dedication and collaboration of various educational partners. The custodial staff, educational teams, and Health Specialists worked together to create a cohesive and supportive environment. This teamwork allowed for the efficient use of resources and ensured that the initiatives were implemented effectively across all school sites. The success of Actions 4.1, 4.2, 4.3, and 4.5 can be attributed to SPUSD's focused planning, comprehensive approach, allocation of resources, and staff commitment and collaboration.

A description of any changes made to the planned goal, metrics, desired outcomes, or actions for the coming year that resulted from reflections on prior practice.

The Educational Partners developed LCAP Goal 4 to address the need for equitable conditions of learning for all students within the Santa Paula Unified School District. This goal focuses on several key essential areas for providing a high-quality education. Firstly, it emphasizes the importance of recruiting and retaining highly qualified and diverse staff, recognizing that a skilled and representative workforce is crucial for meeting the diverse needs of students. Secondly, it prioritizes the maintenance of safe and modern facilities and equipment, ensuring that students have access to an appropriate learning environment. Additionally, Goal 4 stresses the need for comprehensive, rigorous, and standards-aligned curriculum and instructional materials, which are vital for preparing students for academic success and future opportunities. Lastly, the goal commits the district to regularly assessing and addressing disparities in educational resources and opportunities, acknowledging that equity is an ongoing process that requires continuous monitoring and action. By focusing on these key areas, the Educational Partners aim to create a more equitable and effective educational system for all students in the district.

#### CHANGES IN GOAL DESCRIPTION and EXPLANATION:

The current Goal 4 and the new Goal 4 in the Santa Paula Unified School District's LCAP share a common focus on creating a positive learning environment. Still, the new goal expands its scope to address the broader concept of equitable conditions of learning. The current Goal 4 emphasizes creating a welcoming and safe school climate for students, parents, and staff, recognizing the importance of a supportive environment in fostering student success.

The new Goal 4, however, takes a more comprehensive approach to ensure equitable conditions of learning for all students. It extends beyond school climate to include several key elements: recruiting and retaining highly qualified and diverse staff, maintaining safe and modern facilities and equipment, providing access to comprehensive, rigorous, and standards-aligned curriculum and instructional materials, and regularly assessing and addressing disparities in educational resources and opportunities. By focusing on these critical components, the new Goal 4 aims to create a level playing field for all students, regardless of their background or circumstances, ensuring they have access to the resources, support, and high-quality instruction necessary for academic success. This shift reflects the district's commitment to promoting educational equity and closing achievement gaps.

#### CURRENT LCAP GOAL 4:

Goal 4 focuses on creating a welcoming and safe school climate for students, parents, and staff

#### NEW 2024-2027 LCAP GOAL 4:

The Santa Paula Unified School District will ensure equitable conditions of learning for all students by recruiting and retaining highly qualified and diverse staff, maintaining safe and modern facilities and equipment, providing access to comprehensive, rigorous, and standards-aligned curriculum and instructional materials, and regularly assessing and addressing disparities in educational resources and opportunities.

---

#### ACTIONS:

##### ACTIONS ADDED:

Action 1.3: Staff Smaller Class Sizes will be moved from Goal 1 to Goal 4 in the 24-27 LCAP

Action 1.4: Technology will be moved from Goal 1 to Goal 4 in the 24-27 LCAP

Action 1.5: Technology Infrastructure will be moved from Goal 1 to Goal 4 in the 24-27 LCAP

Action 1.6: Computer Technician Staff will be moved from Goal 1 to Goal 4 in the 24-27 LCAP

Action 1.9: Preparatory Periods at IMS will be moved from Goal 1 to Goal 4 in the 24-27 LCAP

Action 2.2, Retain Administration Support at Schools, will be moved from Goal 2 to Goal 4 in the 24-27 LCAP.

Action 2.5: Retain Athletic Trainer and Purchase Supplies will be moved from Goal 2 to Goal 4 in the 24-27 LCAP.

Action 2.11: Hire an Athletic Director will be moved from Goal 2 to Goal 4 in the 24-27 LCAP.

Action 2.12: Provide Transportation to Athletic Events will be moved from Goal 2 to Goal 4 in the 24-27 LCAP.

Action 2.15: Office Assistant Support will be moved from Goal 2 to Goal 4 in the 24-27 LCAP.

##### ACTIONS REMOVED:



Action 4.5: Student Nutrition Enhancement will be excluded from the 24-27 LCAP. Action 4.5, which aimed to provide additional funding for Child Nutrition Services (CNS) to enhance and improve student meals, is being eliminated from the Local Control and Accountability Plan (LCAP). This decision has been made due to the increased revenue generated through CNS's own operations. As a result, supplementary funding from the LCAP is no longer needed to support the enhancement and improvement of student meals.

---

#### METRICS:

#### METRICS MODIFIED

1. "Facilities Inspection Tool (FIT)" will be changed to "Facilities in Good Repair" in the 24-27 LCAP.

#### METRICS ADDED:

1. The Local Indicator Reflection "Teachers Fully Credentialed, and Appropriately Assigned" metric will be moved from the current Goal 1 to Goal 4 in the 24-27 LCAP and renamed "Percentage of Properly Credentialed Teachers."
2. The "Course Access: Students have Access and are enrolled in a broad course of study" metric will be moved from the current Goal 1 to Goal 4 in the 24-27 LCAP and renamed "Student Access to Standards-Aligned Instructional Materials."
3. The "Local Indicator Reflection: Implementation of all CA State Standards, including how ELs will Access the CCSS and ELD Standards" metric will be moved from the current Goal 1 to Goal 4 in the 24-27 LCAP and renamed "English Learners Access to Common Core State Standards (CCSS) and English Learner Development (ELD) Standards to gain content knowledge and English Language Proficiency."
4. The "Local Indicator Reflection: Standards-Aligned Instructional Materials for Every Student" metric will be moved from Goal 1 to Goal 4 in the 24-27 LCAP and renamed
5. The "Broad Course of Study that includes all of the subject areas described in 51210 and 51220(a)(I) as applicable" metric will be added in the 24-27 LCAP.

#### METRICS MOVED:

1. The California Healthy Kids Survey metric will be moved to Goal 3 in the 24-27 LCAP. Moving the survey to Goal 3 aligns with the safety focus in Goal 3.

**A report of the Total Estimated Actual Expenditures for last year's actions may be found in the Annual Update Table. A report of the Estimated Actual Percentages of Improved Services for last year's actions may be found in the Contributing Actions Annual Update Table.**

## Goals and Actions

### Goal

Goal #	Description
5	Goal 5 is a required goal developed as a result of the Santa Paula district's eligibility for Differentiated Assistance due to the student group of students with disabilities (SWD) not achieving adequate progress in their academic performance for two consecutive years. Santa Paula plans to achieve to address the needs of the SWD based on their individualized assessments and Individualized Educational Plans (IEPs) by focusing on the Least Restrictive Environment (LRE) for students with disabilities, which will allow for increased time in the general education setting and increased grade level instructional learning time.

### Measuring and Reporting Results

Metric	Baseline	Year 1 Outcome	Year 2 Outcome	Year 3 Outcome	Desired Outcome for 2023–24
IEP file reviews (checklist)		Pending - New Goal	Baseline: (using CALPADS data)  Percentage of students in a regular classroom 80% or more of the day will increase from 56% to 70% (state target for 2025) - Source Annual Determination Letter, Improvement Data Center - Data Drilldown	Percentage of students in a regular classroom 80% or more of the day will increase from 56% to 61%  Source Annual Determination Letter, Improvement Data Center - Data Drilldown, and SIRAS data	Percentage of students in a regular classroom 80% or more of the day will increase by 7% each year to meet the state target of 70% by 2025. District is making substantial progress toward meeting this goal.
Inclusive Practices Survey			Baseline:  Percentage of students in a regular classroom 80% or	Survey was not completed for the 23-24 schoolyear.	Survey was not developed or implemented.

Metric	Baseline	Year 1 Outcome	Year 2 Outcome	Year 3 Outcome	Desired Outcome for 2023–24
			<p>more of the day will increase from 56% to 70% (state target for 2025)</p> <p>Source Annual Determination Letter, Improvement Data Center - Data Drilldown (using CALPADS data)</p> <p>Pending pre-survey results</p>		

## Goal Analysis

An analysis of how this goal was carried out in the previous year.

A description of any substantive differences in planned actions and actual implementation of these actions.

In Goal 5, the Santa Paula Unified School District focused on providing individualized support for students with disabilities based on their assessments and Individualized Educational Plans (IEPs). The district prioritized the Least Restrictive Environment (LRE) for these students, ensuring they have increased access to general education settings and grade-level instructional learning time. This approach was achieved through close collaboration between special education and general education teachers, targeted professional development, and ongoing progress monitoring to ensure students with disabilities receive the necessary support to thrive academically and socially alongside their peers.

All actions in Goal 5 were implemented, and there were no instances of a planned action not implemented.

### SUCCESSSES EXPERIENCED IN THE IMPLEMENTATION PROCESS:

The special education department developed a special education committee consisting of educational partners which included teachers, instructional assistants, board members, principals, community members, and parents of students with disabilities. Activities included the problem of practice identification and root cause analysis. The team identified that students need access to general education as much as possible to ensure educational benefit. In addition, the committee identified that IEP teams need to be more prepared to develop an

Individualized Education Program IEP) where students are placed in the least restrictive environment (LRE). Some of the main outcomes to be achieved through increased access to the general education setting include:

Improved academic achievement through access to rigorous curriculum and social, behavioral, and academic support;  
Continuing to build a continuum of services and internal capacity to support students; and  
Professional development for teachers and staff on topics including the use of relevant data and to develop present levels (to include comprehensive assessments conducted in the student's native language) of academic achievement and functional performance, transition planning and goal development, LRE discussions and considerations, and inclusive practices and instructional models such as co-teaching

An analysis of data and input from educational partners has identified a need for students with disabilities to have access to a broad repertoire of instructional strategies in the general education setting as much as possible to address students' multiple educational strengths and needs. The special education department will focus on providing training to our special education teachers as described above. The special education department will need to continue to provide professional learning opportunities to assist staff so students with disabilities can access the content and be successful in the least restrictive environment.

#### CHALLENGES EXPERIENCED IN THE IMPLEMENTATION PROCESS:

Professional Development Scheduling (Action 5.1): Coordinating and scheduling comprehensive professional development for general and special education teachers proved challenging due to time constraints and conflicting schedules. This made it difficult to ensure all staff received the necessary training on inclusive practices and IEP development.

An explanation of material differences between Budgeted Expenditures and Estimated Actual Expenditures and/or Planned Percentages of Improved Services and Estimated Actual Percentages of Improved Services.

Overall, the Budgeted Expenditures and Estimated Actual Expenditures were not materially different.

An explanation of how effective or ineffective the specific actions were in making progress toward the goal during the three-year LCAP cycle.

#### EFFECTIVE ACTIONS

Action 5.1 IEP Review: As a component of the process to identify the areas of focus to improve IEP development to allow for the educational benefit of students with disabilities, the special education department conducted file reviews in the spring of 2023. The Educational Benefit Review (EBR) process guided teams through the examination and comparison of specific components of the IEP to determine if the District's IEPs are "reasonably calculated to enable a child to make progress appropriate in light of the child's circumstances." This process allowed the SPUSD team to investigate practices to identify areas of strength and any gaps that need to be addressed.

Throughout the previous LCAP cycle, utilizing the file review process, the SPUSD team identified three areas of focus: Present levels that contain data from a variety of sources (observations, parent and teacher interviews, and assessments), measurable goals, and services

planned to support all goals. For the purpose of understanding how students' disability affects their progress and participation in general education and support students in the least restrictive environment, Santa Paula provided training in the 23/24 school year on educational benefit in relation to the development of the IEP. Based on the results of the file review, SPUSD plans professional development on conducting comprehensive assessments (in a student's native language in necessary), and using data to develop present levels that drive measurable goals and appropriate services and placement. The file review also led to the special education department working with the special education committee to begin work to establish education benefit processes and procedures such as a comprehensive checklist, a process for identifying appropriate district-wide assessment batteries, and ensuring services are provided in the LRE to meet the IEP goals and make progress on CAASPP.

A description of any changes made to the planned goal, metrics, desired outcomes, or actions for the coming year that resulted from reflections on prior practice.

The Educational Partners developed LCAP Goal 5 to address the Renaissance High School Equity Multiplier funding.

#### CHANGES IN GOAL DESCRIPTION and EXPLANATION:

The current Goal 5 and the new Goal 5 in the Santa Paula Unified School District's LCAP reflect a significant shift in focus due to changes in the district's needs and priorities. The current Goal 5 was written in response to the district's placement in Differentiated Assistance (DA) for its Students with Disabilities subgroup. It emphasizes the Least Restrictive Environment (LRE) for students with disabilities and aims to increase their time in the general education setting, recognizing the importance of inclusive practices and equal access to educational opportunities. However, with the district no longer in DA for Special Education, the new Goal 5 addresses a different challenge: the non-stability rate of low-income students at Renaissance High School. The new goal is an equity multiplier goal, focusing on increasing the stability rate of low-income students at Renaissance High School by 30% through targeted support services, community partnerships, and family engagement strategies. While both goals aim to support specific student subgroups and promote educational equity, the new Goal 5 shifts its attention to the unique needs of low-income students at Renaissance High School, recognizing the importance of stability in fostering academic success and personal growth. This change reflects the district's commitment to continuously assessing and addressing the evolving needs of its student population and adapting its goals and strategies accordingly.

#### CURRENT LCAP GOAL 5:

Goal 5 focuses on the Least Restrictive Environment (LRE) for students with disabilities and increasing time in the general education setting.

#### NEW 2024-2027 LCAP GOAL 5:

The Santa Paula Unified School District will work collaboratively with Renaissance High School to increase the stability rate of low-income students at Renaissance High School by 30% through the implementation of targeted support services, community partnerships, and family engagement strategies.

--

**A report of the Total Estimated Actual Expenditures for last year’s actions may be found in the Annual Update Table. A report of the Estimated Actual Percentages of Improved Services for last year’s actions may be found in the Contributing Actions Annual Update Table.**

Instructions

For additional questions or technical assistance related to the completion of the Local Control and Accountability Plan (LCAP) template, please contact the local county office of education (COE), or the California Department of Education’s (CDE’s) Local Agency Systems Support Office, by phone at 916-319-0809 or by email at [lcff@cde.ca.gov](mailto:lcff@cde.ca.gov).

Complete the prompts as instructed for each goal included in the 2023–24 LCAP. Duplicate the tables as needed. The 2023–24 LCAP Annual Update must be included with the 2024–25 LCAP.

Goals and Actions

Goal(s)

Description:

Copy and paste verbatim from the 2023–24 LCAP.

Measuring and Reporting Results

- Copy and paste verbatim from the 2023–24 LCAP.

Metric:

- Copy and paste verbatim from the 2023–24 LCAP.

Baseline:

- Copy and paste verbatim from the 2023–24 LCAP.

Year 1 Outcome:

- Copy and paste verbatim from the 2023–24 LCAP.

Year 2 Outcome:

- Copy and paste verbatim from the 2023–24 LCAP.

Year 3 Outcome:

- When completing the 2023–24 LCAP Annual Update, enter the most recent data available. Indicate the school year to which the data applies.

Desired Outcome for 2023–24:

- Copy and paste verbatim from the 2023–24 LCAP.

Timeline for completing the “Measuring and Reporting Results” part of the Goal.

Metric	Baseline	Year 1 Outcome	Year 2 Outcome	Year 3 Outcome	Desired Outcome for Year 3 (2023–24)
Copy and paste verbatim from the 2023–24 LCAP.	Copy and paste verbatim from the 2023–24 LCAP.	Copy and paste verbatim from the 2023–24 LCAP.	Copy and paste verbatim from the 2023–24 LCAP.	Enter information in this box when completing the 2023–24 LCAP Annual Update.	Copy and paste verbatim from the 2023–24 LCAP.

Goal Analysis

Using actual annual measurable outcome data, including data from the Dashboard, analyze whether the planned actions were effective in achieving the goal. Respond to the prompts as instructed.

A description of any substantive differences in planned actions and actual implementation of these actions.

- Describe the overall implementation of the actions to achieve the articulated goal. Include a discussion of relevant challenges and successes experienced with the implementation process. This must include any instance where the LEA did not implement a planned action or implemented a planned action in a manner that differs substantively from how it was described in the adopted LCAP.

An explanation of material differences between Budgeted Expenditures and Estimated Actual Expenditures and/or Planned Percentages of Improved Services and Estimated Actual Percentages of Improved Services.

- Explain material differences between Budgeted Expenditures and Estimated Actual Expenditures and between the Planned Percentages of Improved Services and Estimated Actual Percentages of Improved Services, as applicable. Minor variances in expenditures or percentages do not need to be addressed, and a dollar-for-dollar accounting is not required.

An explanation of how effective or ineffective the specific actions were in making progress toward the goal during the three-year LCAP cycle.

- Describe the effectiveness or ineffectiveness of the specific actions in making progress toward the goal during the three-year LCAP cycle. “Effectiveness” means the degree to which the actions were successful in producing the desired result and “ineffectiveness” means that the actions did not produce any significant or desired result.
  - In some cases, not all actions in a goal will be intended to improve performance on all of the metrics associated with the goal.
  - When responding to this prompt, LEAs may assess the effectiveness of a single action or group of actions within the goal in the context of performance on a single metric or group of specific metrics within the goal that are applicable to the action(s). Grouping actions with metrics will allow for more robust analysis of whether the strategy the LEA is using to impact a specified set of metrics is working and increase transparency for educational partners. LEAs are encouraged to use such an approach when goals include multiple actions and metrics that are not closely associated.
  - Beginning with the development of the 2024–25 LCAP, the LEA must change actions that have not proven effective over a three-year period.

A description of any changes made to the planned goal, metrics, desired outcomes, or actions for the coming year that resulted from reflections on prior practice.

- Describe any changes made to this goal, expected outcomes, metrics, or actions to achieve this goal as a result of this analysis and analysis of the data provided in the Dashboard or other local data, as applicable.
  - As noted above, beginning with the development of the 2024–25 LCAP, the LEA must change actions that have not proven effective over a three-year period. For actions that have been identified as ineffective, the LEA must identify the ineffective action and must include a description of the following:
    - The reasons for the ineffectiveness, and
    - How changes to the action will result in a new or strengthened approach.

California Department of Education  
November 2023





## Local Control and Accountability Plan

The instructions for completing the Local Control and Accountability Plan (LCAP) follow the template.

Local Educational Agency (LEA) Name	Contact Name and Title	Email and Phone
Santa Paula Unified School District	David Moore, Ed.D. Associate Superintendent of Educational Services	dmoore@santapaulausd.org 805-933-8963

## Plan Summary [2024-25]

### General Information

A description of the LEA, its schools, and its students in grades transitional kindergarten–12, as applicable to the LEA.

The Santa Paula Unified School District serves a diverse community of 4,853 preschoolers through 12th grade. Established as a unified district in 2013, the district is committed to "Serving Every Student Every Day." The district's demographic is 98% Hispanic, with 78% of students coming from low-income backgrounds, 34% identifying as English learners, and 18% receiving special education services.

Located on the western edge of Ventura County's Heritage Valley, the city of Santa Paula is surrounded by citrus and avocado agriculture and has a long history of film and television production. However, the median household income in Santa Paula (\$62,241) lags significantly behind the county average (\$89,295), and over 15% of the district's 8,300 households live below the federal poverty line, including 20% of residents under 18.

Despite these socioeconomic challenges, the Santa Paula Unified School District embraces its students' rich cultural diversity. The Board of Trustees has established a Learner Profile, guiding students to become Cooperative Global Citizens, Compassionate Collaborators, Courageous Communicators, Confident Learners, and Creative Problem Solvers. District-wide initiatives in early literacy, cognitively guided instruction (CGI) for math, and career and technical education (CTE) have positively impacted student learning, and the district remains excited about the future success of its students and community.

Santa Paula Unified School District has identified Renaissance High School as an Equity Multiplier school based on the criteria set forth by

the California Department of Education. Renaissance High School serves a significant population of high-needs students, particularly low-income students, who face unique challenges in achieving academic success and maintaining stable enrollment. The school's data indicates a lower stability rate compared to other schools in the district, with a current rate of 70.2% for all students. This designation as an Equity Multiplier school recognizes the need for targeted support and resources to address the specific needs of the student population at Renaissance High School. In response to this identification, the district has developed a focused goal (Goal 5) in the LCAP to increase the stability rate of low-income students at Renaissance High School to 80% by implementing targeted support services, community partnerships, and family engagement strategies. This goal demonstrates the district's commitment to equity and its recognition of the unique challenges faced by students at Renaissance High School. By allocating additional resources and implementing tailored strategies, the district aims to improve educational outcomes, increase student engagement, and promote long-term academic success for all students at Renaissance High School, focusing on supporting low-income students.

#### SPUSD LEARNER PROFILE:



The Santa Paula Unified School District's Learner Profile spans from Transitional Kindergarten through twelfth grade. It emphasizes five key competencies that align with the district's LCAP goal of preparing students for college, career, and life success. The SPUSD will develop

these competencies in students through instruction that is student-centered, competency-based, inclusive & equitable, and authentic. The following is how each of the competencies contribute to the LCAP GOALS:

1. **COOPERATIVE GLOBAL CITIZENS:** By fostering a sense of global citizenship, the district will develop students who understand and appreciate diversity, respect different cultures, and actively engage in their communities. This competency prepares students to navigate and contribute to an increasingly interconnected world.
2. **COMPASSIONATE COLLABORATORS:** Collaboration is essential in academic and professional settings. By nurturing compassion and empathy, the district encourages students to work effectively with others, build strong relationships, and create inclusive environments where everyone feels valued and supported.
3. **COURAGEOUS COMMUNICATORS:** Effective communication is crucial for success in all aspects of life. By developing students' ability to express themselves clearly, confidently, and respectfully, the district equips them with the tools to advocate for themselves and others, share ideas, and engage in meaningful dialogue.
4. **CONFIDENT LEARNERS:** Confidence is critical to academic success and personal growth. By fostering a growth mindset and providing opportunities for students to take risks, learn from failures, and celebrate successes, the district helps students develop the confidence they need to pursue their goals and aspirations.
5. **CREATIVE PROBLEMS SOLVERS:** In a rapidly changing world, thinking creatively and solving problems is more important than ever. By encouraging creativity and innovation, the district prepares students to approach challenges with curiosity, adaptability, and resilience.

These five competencies create a well-rounded educational experience beyond academic knowledge. By integrating these competencies into the curriculum and school culture, the Santa Paula Unified School District will develop students who are not only academically prepared but also possess the social-emotional skills, global awareness, and creative thinking abilities necessary for success in the 21st century.

---

In Goal 1 of the LCAP, the following competencies in the Learner Profile are most evident:

- **Cooperative Global Citizens:** The goal emphasizes equipping students with the "Learner Profile competencies" necessary for success, which likely includes developing an understanding and appreciation of diversity and the ability to engage in their communities.
- **Courageous Communicators:** The goal's focus on "equipping students with the academic skills, knowledge, and Learner Profile competencies" suggests developing effective communication skills, which are crucial for success.
- **Confident Learners:** The goal of "rigorous and relevant curriculum and standards-based instruction" emphasizes the importance of fostering a growth mindset and confidence in students' pursuit of their academic goals.

The other two competencies—Compassionate Collaborators and Creative Problem Solvers—are not as directly evident in Goal 1's wording, but they could be implied as part of the broader "Learner Profile competencies" that the district aims to develop.

In Goal 2 of the LCAP, the following competencies in the Learner Profile are most evident:

- Confident Learners: The goal's emphasis on ensuring all students achieve grade-level proficiency in literacy and math through evidence-based instruction and targeted interventions aligns with the district's aim to foster a growth mindset and provide opportunities for students to take risks, learn from failures, and celebrate successes. This supports the development of confident learners.
- Courageous Communicators: While not explicitly stated, the focus on literacy and math proficiency suggests that the district is committed to developing students' ability to express themselves clearly, confidently, and respectfully, which are crucial skills for courageous communicators.
- Cooperative Global Citizens: The goal's mention of "closing achievement gaps, specifically for English Learners, Foster Youth, Low-Income, and Students with Disabilities" implies recognition of the student population's diverse needs and backgrounds. This suggests an underlying commitment to fostering a sense of global citizenship and an appreciation for diversity.

The other two competencies—Compassionate Collaborators and Creative Problem Solvers—are not as directly evident in Goal 2's wording. However, the focus on targeted interventions and progress monitoring could also support the development of these competencies.

---

In Goal 3 of the LCAP, the following competencies are most evident:

- Creative Problem Solvers: The goal's emphasis on "innovative site academies, project-based learning, and differentiated pathways" that promote "critical thinking, creativity, and real-world problem-solving skills" aligns directly with the district's aim to prepare students to approach challenges with curiosity, adaptability, and resilience as creative problem solvers.
- Compassionate Collaborators: The goal's focus on strengthening "parent engagement and collaboration" by providing "diverse opportunities for increased participation in school and district activities" suggests the district's commitment to nurturing compassion, empathy, and the ability to work effectively with others, including families, to create inclusive environments.
- Courageous Communicators: The goal's mention of "open communication" and "establishing a strong partnership between home and school" implies the district's efforts to develop students' ability to express themselves clearly, confidently, and respectfully, which are crucial skills for courageous communicators.

The other competencies—Cooperative Global Citizens and Confident Learners—are not as explicitly stated in the goal; the emphasis on an "inclusive, supportive, and equitable learning environment" and the use of a comprehensive Multi-Tiered System of Supports (MTSS) could potentially support the development of these competencies as well.

---

In Goal 4 of the LCAP, the following competencies are most evident:

- Cooperative Global Citizens: The goal's emphasis on "ensuring equitable conditions of learning for all students" and providing access to a "comprehensive, rigorous, and standards-aligned curriculum" suggests a commitment to developing students who

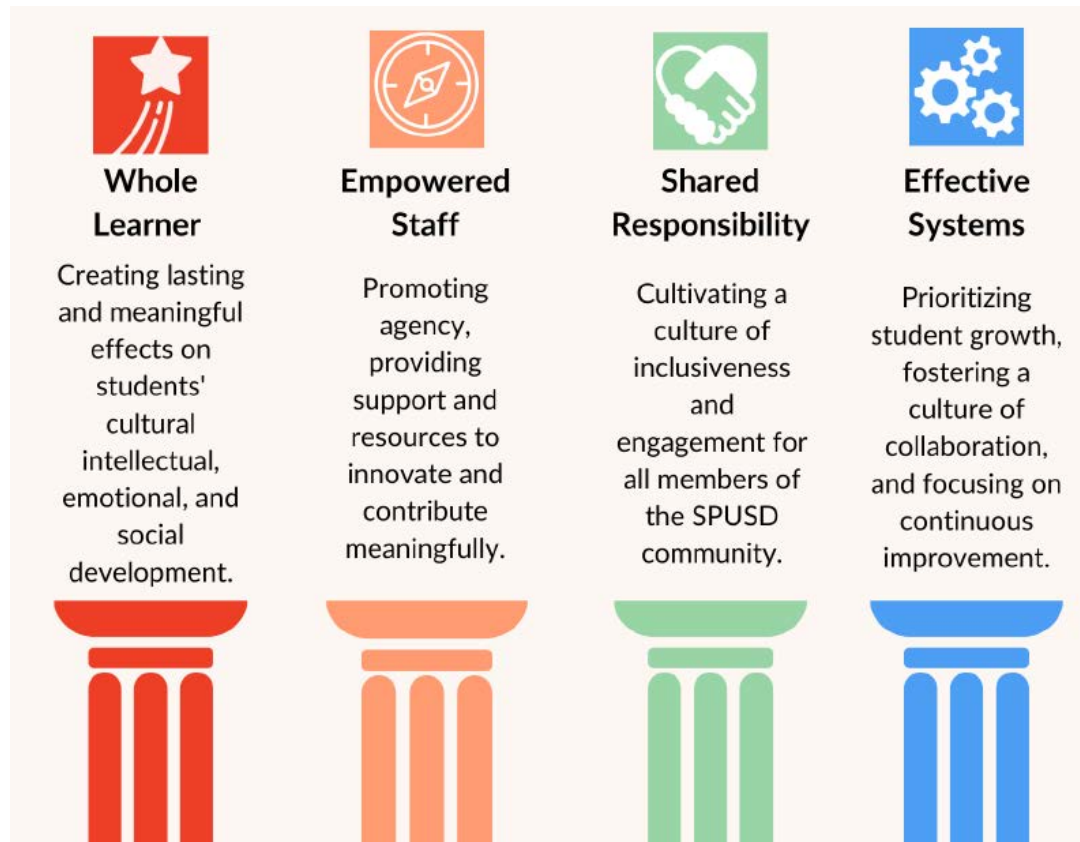
understand and appreciate diversity, respect different cultures, and actively engage in their communities. This aligns with the competency of being Cooperative Global Citizens.

- **Confident Learners:** By ensuring that all students have access to the necessary educational resources and opportunities, the district creates an environment that fosters a growth mindset and gives students the confidence they need to pursue their goals and aspirations.

The other competencies - Compassionate Collaborators, Courageous Communicators, and Creative Problem Solvers - are not as directly evident in the specific wording of Goal 4. However, the overarching goal of ensuring equitable conditions of learning could indirectly support the development of these competencies and meaningful dialogue (Courageous Communicators).

---

## SPUSD PILLARS OF SUCCESS:



The Santa Paula Unified School District will use the four pillars of success - Whole Learner Outcomes, Engaged Inclusive Community, Empowered Staff, and Effective Systems - to monitor the district's progress in developing the Learner Profile competencies for its students.

The district will create lasting and meaningful effects on students' intellectual, emotional, and social development by focusing on Whole Learner Outcomes. By fostering an Engaged, Inclusive Community that shares responsibility for the well-being and success of all members of the SPUSD community, the district cultivates an environment conducive to growth. Empowered Staff, with autonomy, support, and resources to excel in roles and contribute meaningfully, will be better equipped to guide students in developing the competencies. Finally, prioritizing Effective Systems that foster a culture of collaboration and focus on continuous improvement will ensure that the district's efforts are consistent, coordinated, and impactful in nurturing Cooperative Global Citizens, Compassionate Collaborators, Courageous Communicators, Confident Learners, and Creative Problem Solvers.

1. WHOLE LEARNER OUTCOMES: Creating lasting and meaningful effects on students' cultural, intellectual, emotional, and social development.
2. ENGAGED, INCLUSIVE COMMUNITY: Cultivating a culture of inclusiveness and engagement for all members of the SPUSD Community
3. EMPOWERED STAFF: Promoting agency, providing support and resources to innovate and contribute meaningfully
4. EFFECTIVE SYSTEMS: Prioritizing student growth, fostering a culture of collaboration, and focusing on continuous improvement

## Reflections: Annual Performance

A reflection on annual performance based on a review of the California School Dashboard (Dashboard) and local data.

### Reflection on Santa Paula USD's Performance on the Dashboard and Local Data

Santa Paula Unified School District (SPUSD) has reviewed its performance on the 2023 California School Dashboard and local data, identifying successes and challenges in developing its Local Control and Accountability Plan (LCAP).

CAASPP: ELA/ELD:

#### SUCCESSIONS:

While the data indicates significant room for improvement, SPUSD has made progress in addressing the needs of its student groups. The District has implemented targeted interventions and support programs aimed at closing the achievement gap for English Learners (EL), Low Income (LI) students, and Students with Disabilities (SWD).

#### CHALLENGES:

The District faces challenges in improving the academic performance of several student groups and schools, as evidenced by the Distance from Standard (DFS) data in English Language Arts (ELA).



1. District-wide, the following student groups are performing at the lowest level (red indicator) on the ELA state indicator:

- English Learners (EL): -78.8 DFS
- Homeless (HOM): -72.4 DFS
- Students with Disabilities (SWD): -120.5 DFS

2. The following schools within SPUSD have student groups performing at the lowest level (red indicator) on the ELA state indicator:

- Barbara Webster ES: SWD (-153.6 DFS)
- Blanchard ES: ALL (-80.8 DFS), EL (-80.2 DFS), SED (-85.8 DFS), SWD (-148.1 DFS), HI (-79.5 DFS)
- Glen City ES: SWD (-113 DFS)
- Thelma Bedell ES: EL (-74.2 DFS)
- Isbell MS: ALL (-74.5 DFS), EL (-104.2 DFS), HOM (-91.4 DFS), LI (-76.4 DFS), SWD (-123.7 DFS), HI (-75.6 DFS)

---

CASSPP: MATHEMATICS:

CHALLENGES:

The District faces significant challenges in improving the academic performance of several student groups and schools in Mathematics, as evidenced by the Distance from Standard (DFS) data.

District-wide, the following student groups are performing at the lowest level (red indicator) on the Mathematics state indicator:

All Students: -98.3 DFS  
English Learners (EL): -113.9 DFS  
Homeless (HOM): -110.6 DFS  
Low Income (LI): -102.5 DFS  
Students with Disabilities (SWD): -155.3 DFS  
Hispanic (HI): -99.9 DFS

The following schools within SPUSD have student groups performing at the lowest level (red indicator) on the Mathematics state indicator:

Barbara Webster ES: SWD (-159.6 DFS)  
Blanchard ES: SWD (-156.9 DFS)  
Glen City ES: SWD (-137.4 DFS)  
Thelma Bedell ES: SWD (-122.4 DFS)  
Isbell MS: ALL (-116.5 DFS), EL (-143.6 DFS), HOM (-126.1 DFS), HI (-117.6 DFS)  
Santa Paula HS: ALL (-123.1 DFS), EL (-178.9 DFS), LI (-135.3 DFS), SWD (-200.5 DFS), HI (-129.2 DFS)

## ADDRESSING THE IDENTIFIED NEEDS IN ELA/ELD AND MATHEMATICS:

SPUSD is committed to addressing the identified needs of its student groups and schools through the LCAP. The District will:

1. Provide targeted professional development for teachers and staff to improve instruction and support for EL, SWD, and HOM students.
2. Implement evidence-based interventions and programs to accelerate learning for struggling students, focusing on ELA.
3. Increase parent and community engagement to support student learning and well-being, particularly for the identified student groups.
4. Allocate resources to schools with the highest needs, such as Blanchard ES and Isbell MS, to ensure equitable access to high-quality education.
5. Regularly monitor student progress and adjust interventions to ensure continuous improvement.

The District will focus on these critical areas to improve academic outcomes for all students, with a particular emphasis on closing the achievement gap for its most vulnerable student groups.

---

## DATAQUEST: SCIENCE:

### Reflection on Santa Paula USD's Performance in Science

Santa Paula Unified School District (SPUSD) has reviewed its science performance based on data from DataQuest, as this information is not yet available on the California School Dashboard. The District has identified challenges and successes in developing its Local Control and Accountability Plan (LCAP).

## CHALLENGES:

The data reveals several student groups are not performing well in science at the district level.

### Students with Disabilities (SWD):

0% exceeded the standard  
1.8% met the standard  
48.5% nearly met the standard  
49.7% did not meet the standard

### Homeless (HOM):

6% exceeded the standard  
6% met the standard  
53.6% nearly met the standard  
34.5% did not meet the standard



Low Income (LI):

2.4% exceeded the standard  
11% met the standard  
60.5% nearly met the standard  
26.2% did not meet the standard

#### SUCCESES:

Despite the challenges, SPUSD has made progress in supporting student groups in science education. The District will continue to build on these successes and refine its approach to improve science outcomes for all students.

English Learners (EL) performed relatively well, with 3.3% exceeding the standard, 15.2% meeting the standard, 60.4% nearly meeting the standard, and 21% not meeting the standard.

#### ADDRESSING THE IDENTIFIED NEEDS IN SCIENCE:

SPUSD is committed to addressing the identified needs of its student groups through the LCAP. The District will:

1. Provide targeted professional development for teachers and staff to improve science instruction and support for SWD, HOM, and LI students.
2. Implement research-based interventions and programs to accelerate science learning for struggling students, focusing on hands-on, inquiry-based learning experiences.
3. Increase parent and community engagement to support student learning and well-being, particularly for the identified student groups.
4. Allocate resources to ensure equitable access to high-quality science education, including laboratory equipment and materials.
5. Regularly monitor student progress and adjust interventions as needed to ensure continuous improvement in science achievement.

---

#### RED INDICATOR ON THE 2023 DASHBOARD:

SCHOOL(S) within SPUSD performing in the lowest performance level on one or more state indicators on the 2023 Dashboard:

- ELA: Blanchard Elementary; Isbell Middle
- MATH: Isbell Middle; Santa Paula High
- SUSPENSION RATE: Thelma Bedell Elementary; Renaissance High
- CHRONIC ABSENTEEISM: Thelma Bedell Elementary
- COLLEGE/CAREER: Renaissance High

STUDENT GROUP(S) within SPUSD performing in the lowest performance level on one or more state indicators on the 2023 Dashboard:

- ELA: English Learners; Homeless; Students with Disabilities
- MATH: ALL; English Learners; Homeless; Low-Income; Student with Disabilities; Hispanic
- SUSPENSION RATE: Homeless
- COLLEGE/CAREER: ALL; Low-Income; Hispanic

STUDENT GROUPS(S) within SCHOOLS in SPUSD performing in the lowest performance level on one or more state indicators on the 2023 Dashboard:

Barbara Webster Elementary:

- ELA: SWD
- MATH: SWD
- CHRONIC ABSENTEEISM: HOM; SWD

Blanchard Elementary:

- ELA: ALL; EL; Low-Income; SWD; HI
- MATH: SWD
- SUSPENSION RATE: SWD
- CHRONIC ABSENTEEISM: SWD

Glen City Elementary:

- ELA: SWD
- MATH: SWD
- CHRONIC ABSENTEEISM: SWD

Grace Thille Elementary:

- CHRONIC ABSENTEEISM: SWD

Thelma Bedell Elementary:

- ELA: EL
- MATH: SWD
- SUSPENSION RATE: ALL; Low-Income: HI
- CHRONIC ABSENTEEISM: ALL; EL; Low-Income; HI

Isbell Middle:

- ELA: ALL; EL; HOM; Low-Income; SWD; HI
- MATH: ALL; EL; HOM; HI
- SUSPENSION RATE: HOM; WH

Santa Paula High:

- MATH: ALL; EL; Low-Income; SWD; HI
- SUSPENSION RATE: HOM

Renaissance High:

- SUSPENSION RATE: ALL; EL; Low-Income; HI
- COLLEGE/CAREER: ALL; Low-Income; HI

Addressing State Priority 7A – Access to a Broad Course of Study:

In alignment with LCFF State Priority 7A, our school strives to provide all students, including unduplicated pupils and individuals with exceptional needs, access to and enrollment in a broad course of study. Our comprehensive curriculum encompasses core academic subjects including English Language Arts, Mathematics, Science, and History-Social Science, as well as a diverse range of additional subjects such as visual and performing arts, physical education, world languages, and career technical education pathways.

In grades K-5 the primary tool that is used to track the extent to which all students have access to a broad course of study are instructional schedules which include the core content areas, English Language Development (ELD), Physical Education, library, and music education. At the middle and high school levels the tools used are the master schedules, transcript evaluation services (High School only) and student information system (SIS) reports.

Throughout the academic year, we continually evaluate and adapt our course offerings to ensure they meet the evolving needs and interests of our student population. Our dedicated faculty and staff collaborate to develop inclusive, engaging, standards-aligned lessons that promote critical thinking, creativity, and real-world applications. We also provide targeted support and interventions for students who may require additional assistance to access the full curriculum.

All students in grades K-5 have access to a broad course of study. All school sites are provided with equitable core, intervention, and enrichment services. Students identified as needing additional reading support are provided with small group reading services during the school day. A further analysis is needed to ensure that students who are participating in the reading intervention receive services during differentiation learning time. In grades 6-12, additional periods were added to the master schedule to give students with impacted schedules increased access to electives and at SPSHS, the ELD 3 class was granted UC A-G English approval. The district will continue to review and monitor all instructional schedules on a regular basis across all schools.

An ongoing challenge is to provide students with impacted schedules core academic instruction as well as intervention and enrichment opportunities during the school day. The district will continue to provide additional before and after school core and elective courses to meet the needs of all students.

Moving forward, we remain committed to maintaining and expanding our broad course of study, regularly reviewing student data and educational partner feedback to identify areas for improvement and innovation. By providing a well-rounded education that challenges and supports all learners, we aim to ensure that every student has the opportunity to reach their full potential.

The district will continue to offer before and after school elective courses for students with impacted schedules and those who need reading intervention classes during the day and will continue to examine daily/master schedules and strengthen the data collection and analysis of all students to ensure access to a broad course of study.

## Reflections: Technical Assistance

As applicable, a summary of the work underway as part of technical assistance.

The State has identified the Santa Paula Unified School District as eligible for Differentiated Assistance to receive technical support as a part of the Local Control and Funding Formula systems of support and accountability process. This eligibility is due to the district's homeless student population not showing sufficient progress in two CA Dashboard Indicators: CAASPP scores in English Language Arts (ELA) and Mathematics progress and reducing the suspension rate.

To support academic progress and reduce suspension rates among homeless students, as identified by the CA Dashboard, Santa Paula Unified School District (SPUSD) will provide targeted assistance in the following areas:

1. Collaborate with the Ventura County Office of Education (VCOE) to better understand and address the societal factors contributing to the challenges faced by homeless students and develop strategies to support their unique needs.
2. Educational Services - Priority 4: English Language Arts (ELA) and Math Support: Provide interventions and enrichment opportunities to foster academic growth and success in ELA and Math
  - Identify homeless students
  - Disaggregation and data analysis in ELA and math for Homeless student group.
  - Provide additional intervention and enrichment support.
3. Student Services—Priority 6: Reducing Suspension Rates: Schools and educators can use several alternatives to suspension to address student misbehavior and promote positive conduct. Some of these alternative methods of correction include:
  - Monitor suspension rates regularly and use data-driven decision-making to refine and improve disciplinary practices continually.
  - Continue Restorative Justice Practices: This approach focuses on repairing harm, building relationships, and promoting accountability through dialogue between the offender, victim, and community members.
  - Implement Positive Behavioral Interventions and Supports (PBIS) Districtwide: This is a proactive approach that emphasizes teaching and reinforcing positive behaviors rather than just punishing negative

# Comprehensive Support and Improvement

An LEA with a school or schools eligible for comprehensive support and improvement must respond to the following prompts.

## ***Schools Identified***

A list of the schools in the LEA that are eligible for comprehensive support and improvement.

Not Applicable

## ***Support for Identified Schools***

A description of how the LEA has or will support its eligible schools in developing comprehensive support and improvement plans.

Not Applicable

## ***Monitoring and Evaluating Effectiveness***

A description of how the LEA will monitor and evaluate the plan to support student and school improvement.

Not Applicable

# Engaging Educational Partners

A summary of the process used to engage educational partners in the development of the LCAP.

School districts and county offices of education must, at a minimum, consult with teachers, principals, administrators, other school personnel, local bargaining units, parents, and students in the development of the LCAP.

Charter schools must, at a minimum, consult with teachers, principals, administrators, other school personnel, parents, and students in the development of the LCAP.

An LEA receiving Equity Multiplier funds must also consult with educational partners at schools generating Equity Multiplier funds in the development of the LCAP, specifically, in the development of the required focus goal for each applicable school.

Educational Partner(s)	Process for Engagement
1. Parents	<p>The district administration team planned LCAP (Local Control and Accountability Plan) community meetings at each elementary school site throughout the school year. Each meeting was scheduled for two hours to ensure ample time for discussion and feedback.</p> <p>Parents involved in the Community Meetings included:</p> <ol style="list-style-type: none"><li>1. Parents of Students with Disabilities</li><li>2. Parents of Unduplicated Foster Youth, English Learners, and Low-Income</li></ol> <p>The dates for the LCAP community meeting in the 23-24 school year were:</p> <p>October 19, 2023 (Please Add the School Sites after Each Date)</p> <p>November 9, 2023</p> <p>January 18, 2023</p> <p>February 15, 2024</p> <p>May 15, 2024</p> <p>April 18, 2024</p>
1. LCAP Parent Advisory Committee	<p>LCAP Advisory met to discuss the LCAP goals, progress on goals, data from feedback, fiscal updates, and priority focuses for meeting the LCAP goals. Members gave feedback in an open forum.</p> <p>Parents involved in the Parent Advisory Committee Meetings included:</p>

Educational Partner(s)	Process for Engagement
	<p>1. Parents of Students with Disabilities 2. Parents of Unduplicated Foster Youth, English Learners, and Low-Income</p> <p>October 24, 2023 December 7, 2023 February 8, 2024 April 17, 2024 May 9, 2024</p>
Parent Survey	<p>The questions focused on obtaining feedback regarding preferences for engagement activities and discussion topics or themes preferred for parent university/meetings/events.</p> <p>Parent surveys were sent via Parent Square on January 19, 2024, and closed on February 2, 2024. There were 146 responses.</p> <p>Parents involved in the Survey included:</p> <p>1. Parents of Students with Disabilities 2. Parents of Unduplicated Foster Youth, English Learners, and Low-Income</p> <p>Some of the topics parents wanted to learn more about are as follows: Social Emotional Needs Self-advocacy Math/Literacy Strategies Positive Behavior Supports Bullying/Gang Awareness Establishing a College Culture Help parents understand the school system</p> <p>The survey was used to plan the annual Family Conference in April.</p> <p>Additionally, parents suggested the following times for parent meetings: 1st Choice: 6:30 - 8:00 p.m. 2nd Choice: 8:30 - 10:00 a.m.</p>

Educational Partner(s)	Process for Engagement
	<p>3rd Choice: 10:00 - 11:30 a.m.</p> <p>43% of the parents would like the meetings via Zoom and 37% person selected in person.</p>
Parents	<p>We sent parents a May survey aligned with the Priority 3 Self-Reflection Tool. We received 122 responses, demonstrating a positive response to most of the questions.</p> <p>Additionally, parents recommended that our secondary sites be more responsive and welcoming and that the teacher respond promptly. Nevertheless, the parents seemed to appreciate the district contacting them to improve our schools.</p> <p>Parents involved in the Survey included:</p> <ol style="list-style-type: none"> <li>1. Parents of Students with Disabilities</li> <li>2. Parents of Unduplicated Foster Youth, English Learners, and Low-Income</li> </ol>
Certificated Staff Survey (Teachers, Local Bargaining Unit, Administrators)	<p>A survey was administered in the month of April to all certificated staff including administrators. There were a total of 79 responses. The majority of the responses came from our TK-8th grade certificated staff.</p>
Classified Staff, Local Bargaining Unit, Survey	<p>A survey was administered to classified staff in April. Twenty responses were received, with the majority coming from the TK-8 staff.</p>
DELAC	<p>The DELAC committee met on March 8, March 22, April 30, and May 24 to discuss the actions and services in the current LCAP. The committee spent a day on each goal to review every action, its effectiveness, and the expenditures. The committee reviewed the CAASPP scores for all Emergent Bilinguals (English Learners) in the area of ELA and Math.</p>
Student Feedback	<p>Surveys were sent to students at the middle school during advisory and at the high school during Saturday School and the regular school day. There were 291 responses. Isbell Middle School comprised</p>



Educational Partner(s)	Process for Engagement
	64.9% of the responses, and Santa Paula High School comprised 34.7%.
SELPA	SELPA consultation meetings were held on November 27, 2023, and December 13, 2023.
Equity Multiplier Ed Partners	Educational Partner engagement collaboration meetings in April & May 2024 at Renaissance high school
Public Hearing and Board Adoption	A public hearing was held on June 12, 2024 and no comments from the public were provided. The Santa Paula USD Board Adoption occurred on June 26, 2024.

#### A description of how the adopted LCAP was influenced by the feedback provided by educational partners.

The LCAP team works each year to engage District educational partners, collaborate across District divisions, and align fiscal and programmatic planning and implementation to develop the Local Control and Accountability Plan (LCAP). The adopted LCAP is a testament to the district's commitment to collaborating with educational partners and incorporating their feedback into the decision-making process. Overall, responses throughout the engagement process indicated that the district was moving in the right direction. During the LCAP Input sessions, the team reviewed the purpose and components of the LCAP to provide context and clarity for all participants. To gather comprehensive input, the team developed a systematic approach that allowed all participants to give feedback on the current LCAP goals and detailed focus areas. This structured feedback process ensured that every educational partner had an opportunity to contribute their thoughts and opinions. After each meeting, the team diligently reviewed the feedback, identifying areas that required further clarification and noting areas where educational partners expressed either support or lack of support for specific initiatives. This thorough input analysis enabled the team to understand the Educational Partner's priorities and concerns, which would inform future iterations of the LCAP.

#### Goal 1: Academic Achievement and College/Career Readiness

- Educational partners emphasized the need to improve course access at the high school level, ensuring students have a wide range of educational opportunities to explore their interests and prepare for their future.
- There was strong support for maintaining and expanding the AVID program to promote college readiness.
- Partners advocated continuing university field trips to expose students to higher education opportunities.
- Parents seemed to need more information about how the Common Core standards were implemented. The Survey showed that over 40% of the parents didn't know how the standards were implemented.

The Educational Partners recognized the need for changes in Goal 1 to adopt a more holistic approach to student success. Through careful planning and collaboration, they developed a new LCAP that focuses on specific student groups while expanding the goal to encompass a comprehensive, high-quality education for all students. This strategic shift ensures that the Santa Paula Unified School District is well-positioned to support the diverse needs of its student population and prepare them for college, career, and life success. By incorporating these changes, the district demonstrates its commitment to providing a comprehensive education that prepares all students for success in college, career, and life while addressing the specific needs of targeted student groups.

#### Changes in Goal Description and Explanation:

The new Goal 1 builds upon the current goal's foundation while taking a more holistic approach by introducing the SPUSD Learner Profile and its five key competencies. This approach ensures all students, including those from specific groups, receive the support and resources they need to thrive. The goal now emphasizes equipping students with academic skills, knowledge, and Learner Profile competencies necessary for success through rigorous curriculum and standards-based instruction.

#### Metrics:

Modified metrics include renaming "CAASPP ELA" to "CAASPP ELA/ELD" and "CAASPP CAST" to "CAASPP SCIENCE (CAST)"

Added metrics include the English Learner Progress Toward English Proficiency Rate (ELPI) and moving several metrics from Goal 2, such as CTE pathway completion and AP exam pass rates.

The STAR Early Literacy metric was moved to Goal 2 to align with its literacy focus.

#### Actions:

Added actions include supporting Advanced Placement programs, increasing CTE opportunities, funding university field trips, expanding the AVID program, and providing additional elective classes.

Moved actions include relocating Reading Intervention Teachers and Literacy Support to Goal 2 and moving technology-related actions to Goal 4

Removed actions include the development of the English Learner Master Plan, as it has been completed.

These changes reflect the Educational Partners' feedback to:

Improve course access at the high school level

Maintain and expand the AVID program

Continue university field trips

Enhance college and career readiness opportunities

Students want stronger academic programs

Implement practice tests for students to support Common Core State Standards implementation

Ensure all courses are A-G to support entrance into CSU or UC systems

Organize more college or university field trips

Add more tutoring and academic support

Support teachers and programs that will help students achieve college or career goals

Increase focus on career readiness

Support classified staff in understanding how State Standards are being implemented in all core subjects.

58.2% of staff needed additional support for AVID, GATE, EL Students, Homeless, and Foster Youth students

41% suggested an increase in focus on career readiness

Need to implement a writing program

#### Goal 2: Literacy and Mathematics Proficiency

Educational partners strongly supported maintaining funding for reading intervention teachers to support literacy development.

There was a call for increased focus on mathematics support and interventions to improve student outcomes in this area.

The Educational Partners recognized the need for changes in Goal 2 to create a focused goal for literacy and mathematics. Based on the CAASPP ELA and Math data from the last three years, the Educational Partners have identified literacy and mathematics as areas requiring focused attention in the new LCAP. The data shows significant declines in performance across multiple student groups, particularly for English learners, students with disabilities, and low-income students. Goal 2's strategic focus ensures that the Santa Paula Unified School District is well-positioned to support the diverse needs of its student population in their literacy and mathematics development. By incorporating these changes, the district demonstrates its commitment to addressing the significant ELA and Math performance declines and closing achievement gaps for its most vulnerable student populations.

#### Changes in Goal Description and Explanation:

The new Goal 2 takes a more targeted approach, focusing specifically on ensuring all students achieve grade-level proficiency in literacy and mathematics. This shift is driven by the recognition that strong foundational skills in these areas are critical for student success and that closing achievement gaps, particularly for vulnerable student groups, is essential for promoting educational equity. The goal now emphasizes evidence-based, high-quality instruction, targeted interventions, and regular progress monitoring to improve student outcomes.

#### Metrics:

Added metrics include moving the "STAR Early Literacy" metric from Goal 1 to Goal 2

Added CORE Phonics Survey Local Assessment and Heggerty Phonemic Awareness Assessment Local Assessment

#### Actions:

Modified actions include moving administrative support and several other actions to different goals that better align with their purpose.

Moved actions include relocating Reading Intervention Teachers and Literacy Support from Goal 1 to Goal 2

Removed actions include eliminating the GATE program and moving after-school and summer programs to ELOP funding.

These changes reflect the Educational Partners' feedback to:

Focus more intensively on improving literacy and mathematics outcomes

Provide academic support for students in implementing Common Core State Standards

Provide targeted support for English Learners, Students with Disabilities, and Low-Income students

Align metrics and actions more closely to improve grade-level proficiency in literacy and math

Find ways to increase and prioritize literacy for all students

#### Goal 3: Student Engagement and School Climate

Mental health and well-being emerged as a crucial theme in the feedback. Partners advocated for maintaining the presence of counselors and psychologists at the schools.

Positive feedback was received on the wellness centers that address the social-emotional needs of younger students. Partners emphasized the need for effective communication and engagement, calling for increased communication with educational partners to keep them informed and involved in their children's education.

Educational partners stressed the importance of fostering a strong partnership between home and school, focusing on increasing parent

involvement in decision-making processes.

The Educational Partners acknowledged the importance of fostering a supportive and engaging learning environment to enhance student success. Through extensive collaboration and input from various educational partners, they revised Goal 3 to emphasize the need for increased student engagement, parental involvement, and a positive school climate. By incorporating these changes, the district demonstrates its commitment to creating a nurturing atmosphere that promotes academic achievement and personal growth. The revised Goal 3 aims to cultivate a culture of inclusivity, empowerment and shared responsibility, ultimately leading to improved student outcomes as they prepare for college, career, and life success.

#### Changes in Goal Description and Explanation:

The new Goal 3 takes a more comprehensive and proactive approach by focusing on three main areas: student engagement, parental involvement, and school climate. It expands the scope of student engagement by introducing innovative site academies, project-based learning, and differentiated pathways tailored to individual student interests and abilities. The goal now emphasizes parental involvement and collaboration, seeking to provide diverse opportunities for increased participation in school and district activities. Additionally, it introduces a comprehensive Multi-Tiered System of Supports (MTSS) to proactively identify and address students' academic, social, emotional, and mental health needs.

#### Metrics:

Added metrics include moving the California Healthy Kids Survey from Goal 4 to Goal 3, aligning with the goal's focus on school climate and student engagement.

#### Actions:

These changes align with the goal's emphasis on student engagement, parental involvement, and school climate.

These changes reflect the Educational Partners' feedback to:

Enhance student engagement through innovative learning experiences

Strengthen parent engagement and collaboration

Implement a comprehensive MTSS to support students' academic, social, emotional, and mental health needs

Create a more inclusive, supportive, and equitable learning environment

Enhancing nutrition programs to promote healthy eating habits

Expanding opportunities for social-emotional learning (SEL)

Provide extracurricular activities such as career pathways

Connect classroom learning to real-world experiences

Schedule check-ins with students to ensure they're on track to graduate

Include student input when making decisions about behavior

Increase student access to counseling and mental health services

Continue efforts to support classified staff by building a clear plan for supporting parents and working together to improve student achievement.

Provide professional development around the assets of families

Find specific ways to increase a welcoming environment for families

Opportunity to develop a common understanding of how to build strong relationships between certificated staff and parents

#### Goal 4: Equitable Learning Conditions

Technology and digital learning were key areas of focus. Partners supported expanding technology access to achieve a 1:1 student-to-device ratio.

There was strong support for maintaining office support to ensure smooth administrative operations.

Partners advocated for increasing security measures at schools to ensure student safety.

There was a call for funding for smaller class sizes to provide more individualized attention to students.

The Educational Partners developed LCAP Goal 4 to address the need for equitable conditions of learning for all students within the Santa Paula Unified School District. This goal focuses on several key areas essential for providing a high-quality education. By incorporating these changes, the district demonstrates its commitment to creating a level playing field for all students, regardless of their background or circumstances. The revised Goal 4 aims to provide the foundation necessary for all students to succeed academically and prepare for their future endeavors.

#### Changes in Goal Description and Explanation:

The new Goal 4 expands its scope to address the broader concept of equitable conditions of learning. It extends beyond school climate to include several key elements:

- Recruiting and retaining highly qualified and diverse staff

- Maintaining safe and modern facilities and equipment

- Providing access to comprehensive, rigorous, and standards-aligned curriculum and instructional materials

- Regularly assessing and addressing disparities in educational resources and opportunities

This shift reflects the district's commitment to promoting educational equity and closing achievement gaps by ensuring all students have access to the resources, support, and high-quality instruction necessary for academic success.

#### Metrics:

Modified metrics include changing "Facilities Inspection Tool (FIT)" to "Facilities in Good Repair"

Added metrics include the percentage of properly credentialed teachers, student access to standards-aligned instructional materials, and English Learners' access to CCSS and ELD standards.

#### Actions:

Added actions include staffing for smaller class sizes, technology support, administrative support, athletic programs, and office assistant support.

These changes reflect the Educational Partners' feedback to:

- Ensure equitable access to high-quality education for all students

- Maintain safe and modern learning environments

- Provide comprehensive, rigorous, and standards-aligned curriculum and materials

- Address disparities in educational resources and opportunities

- Provide support for Special Needs students

Support classified staff in understanding how State Standards are being implemented in all core subjects

Goal 5: Support for Renaissance High School (Equity Multiplier School)

Educational partners recognized the need for targeted support for Renaissance High School, particularly in addressing the stability rate of low-income students.

Implementing a Multi-Tiered System of Support (MTSS) to address Renaissance High School's unique needs was supported.

SELPA consultation meetings were held on November 27, 2023, and December 13, 2023. During these sessions, the team presented an overview of the LCAP's purpose and components, specifically emphasizing goals and actions related to special education services. The SELPA representatives provided valuable insights into best practices for supporting students with disabilities and ensuring access to the least restrictive environment. The team utilized a structured approach to collect feedback on current LCAP goals and actions pertaining to special education and suggestions for potential improvements or additions. Following these meetings, the district team carefully analyzed the input received, identifying key priorities and recommendations from the SELPA. This collaborative process with the SELPA ensured that the perspectives and expertise of special education professionals were thoroughly incorporated into the LCAP development, strengthening the district's approach to supporting students with disabilities.

By carefully considering and incorporating these themes into the LCAP, the district demonstrates its commitment to addressing its students and community's diverse needs and priorities. The adopted plan reflects a collaborative effort between the district and its educational partners to create a comprehensive and responsive educational experience that supports all students' academic, social-emotional, and overall well-being.

# Goals and Actions

## Goal

Goal #	Description	Type of Goal
1	The Santa Paula Unified School District will equip all students with the academic skills, knowledge, and Learner Profile competencies necessary for success in college, career, and life through rigorous and relevant curriculum and standards-based instruction. The district will measure its progress toward achieving this goal by monitoring key performance indicators listed in the Metrics in Goal 1. The district will regularly review and analyze these metrics to ensure continuous improvement and adjust its strategies to support student success, specifically for English Learners, Foster Youth, Low-Income, and Students with Disabilities	Broad Goal

State Priorities addressed by this goal.

Priority 4: Pupil Achievement (Pupil Outcomes) Priority 7: Course Access (Conditions of Learning) Priority 8: Other Pupil Outcomes (Pupil Outcomes)
---

An explanation of why the LEA has developed this goal.

<p>The educational partners developed GOAL 1 of this LCAP for the Santa Paula Unified School District to ensure that all students receive a comprehensive, high-quality education that prepares students for success. GOAL 1 emphasizes several key aspects:</p> <p>1. <b>ACADEMIC SKILLS AND KNOWLEDGE:</b> The SPUSD will provide students with the essential skills and knowledge required to excel academically. These essential skills and knowledge include proficiency in core subjects such as reading, writing, mathematics, science, and social studies.</p> <p>2. <b>COLLEGE AND CAREER READINESS:</b> The SPUSD teachers will focus on a rigorous and relevant curriculum to prepare students for the challenges and opportunities they will face in higher education and their future careers. A rigorous and relevant curriculum involves exposing students to various subjects, providing exploration and skill development opportunities, and fostering a growth mindset.</p> <p>3. <b>STANDARDS-BASED INSTRUCTION:</b> Goal 1 emphasizes standards-based instruction, which ensures that all students are held to high expectations and are provided with consistent, high-quality learning experiences aligned with California State standards.</p> <p>4. <b>EQUITY AND INCLUSIVITY:</b> By stating that the SPUSD will equip "all students" with these skills and competencies, Goal 1 underscores the district's commitment to providing equal opportunities for success to every student, regardless of their background or circumstances.</p> <p>The Santa Paula Unified School District is dedicated to fostering a comprehensive and inclusive learning environment through its Learner Profile, which outlines the key competencies students are expected to develop as they progress through their education. The district strongly emphasizes academic skills and knowledge, ensuring students attain proficiency in core subjects such as reading, writing, mathematics,</p>
--



science, and social studies. Moreover, SPUSD is committed to preparing students for success in higher education and their future careers by providing a rigorous and relevant curriculum that exposes them to a wide range of subjects, encourages exploration, and cultivates a growth mindset. The district's adherence to standards-based instruction guarantees that all students are held to high expectations and receive consistent, high-quality learning experiences aligned with California State standards. Importantly, SPUSD's goal to equip all students with these essential skills and competencies underscores its dedication to promoting equity and inclusivity, ensuring that every student, regardless of background or individual circumstances, has equal opportunities to succeed.

## Measuring and Reporting Results

Metric #	Metric	Baseline	Year 1 Outcome	Year 2 Outcome	Target for Year 3 Outcome	Current Difference from Baseline
1.1	English Learner Proficiency Assessment for California (ELPAC) Statewide Assessment  Percentage of students at each overall performance level  (State Priority 4E)	Source: 2022-23 DataQuest  Level 4: 17.55% Level 3: 41.15% Level 2: 29.14% Level 1: 12.16%			Source: 2025-26 DataQuest  Level 4: 25% Level 3: 50% Level 2: 15% Level 1: 10%	
1.2	CAASPP ELA/ELD: Distance from Standard Statewide Assessment  Student performance as measured by Distance from Standard  California Assessment of Student Performance and Progress Results for English Language Arts and English Language Development (CAASPP-ELA/ELD)	Source: 2022-2023 CA Dashboard  DISTRICT  All: -54.9 EL: -78.8 FY: Student group too small to report HOM: -72.4 LI: -60.2 SWD: -120.5 HI: -56.4  Lowest performance (red indicator) on the			Source: 2025-2026 CA Dashboard  AGGRESSIVE OUTCOME:  ALL SPUSD SCHOOLS: 0 DFS  REALISTIC OUTCOME:  DISTRICT	



Metric #	Metric	Baseline	Year 1 Outcome	Year 2 Outcome	Target for Year 3 Outcome	Current Difference from Baseline
	<p>Students meeting grade-level standards on the English Language Arts assessment based on distance from standard (DFS): a DFS of 0 indicates meeting the expected grade-level performance</p> <p>ALL: All Students EL: English Learners FY: Foster Youth HOM: Homeless LI: Low Income SWD: Students with Disabilities HI: Hispanic  (State Priority 4A)</p>	<p>Dashboard - Distance from Standard (DFS)</p> <p>DISTRICT</p> <p>EL: -78.8 HOM: -72.4 SWD: -120.5</p> <p>SCHOOLS</p> <p>Barbara Webster ES SWD: -153.6</p> <p>Blanchard ES ALL: -80.8 EL: -80.2 LI: -85.8 SWD: -148.1 HI: -79.5</p> <p>Glen City ES SWD: -113</p> <p>Thelma Bedell ES EL: -74.2</p> <p>Isbell MS ALL: -74.5 EL: -104.2 HOM: -91.4 LI: -76.4 SWD: -123.7 HI: -75.6</p>			<p>All: -38.4 EL: -55.16 FY: Student group too small to report HOM: -50.78 LI: -42.14 SWD: -84.35 HI: -39.48</p> <p>Lowest performance (red indicator) on the Dashboard - Distance from Standard (DFS)</p> <p>DISTRICT</p> <p>EL: -55.16 HOM: -50.78 SWD: -84.35</p> <p>SCHOOLS</p> <p>Barbara Webster ES SWD: -120</p> <p>Blanchard ES ALL: -60 EL: -60 LI: -65 SWD: -115 HI: -60</p>	

Metric #	Metric	Baseline	Year 1 Outcome	Year 2 Outcome	Target for Year 3 Outcome	Current Difference from Baseline
					Glen City ES SWD: -90  Thelma Bedell ES EL: -55  Isbell MS ALL: -55 EL: -80 HOM: -70 LI: -60 SWD: -95 HI: -60	
1.3	CAASPP ELA/ELD: Met or Exceeded Standard Statewide Assessment  Percentage of students Met or Exceeded Standard  ALL: All Students EL: English Learners FY: Foster Youth HOM: Homeless LI: Low Income SWD: Students with Disabilities HI: Hispanic  (State Priority 4A)	Source: 2022-2023 DataQuest  DISTRICT Met or Exceeded  ALL: 29.41% EL: 7.94% FY: Student group too small to report HOM: 22.05% LI: 27.77% SWD: 5.55% HI: 27.56%  SCHOOLS Met or Exceeded  Barbara Webster Elementary ALL: 29.93%			Source: 2025-2026 DataQuest  AGGRESSIVE OUTCOME:  DISTRICT Met or Exceeded  ALL: 80% EL: 80% FY: NA HOM: 80% LI: 80% SWD: 80% HI: 80%  REALISTIC OUTCOME:  DISTRICT Met or Exceeded	

Metric #	Metric	Baseline	Year 1 Outcome	Year 2 Outcome	Target for Year 3 Outcome	Current Difference from Baseline
		Blanchard Elementary ALL: 19.16%  Glen City Elementary ALL: 32.55%  Grace Thille Elementary ALL: 43.02%  McKeveitt Elementary ALL: 27.98%  Thelma Bedell Elementary ALL: 25%  Isbell Middle School ALL: 22.75%  Renaissance High School ALL: 4.26%  Santa Paula High School ALL: 44.84%			ALL: 40% EL: 20% HOM: 35% LI: 40% SWD: 15% HI: 40%  SCHOOLS Met or Exceeded  Barbara Webster Elementary ALL: 40%  Blanchard Elementary ALL: 30%  Glen City Elementary ALL: 45%  Grace Thille Elementary ALL: 50%  McKeveitt Elementary ALL: 40%  Thelma Bedell Elementary ALL: 35%	

Metric #	Metric	Baseline	Year 1 Outcome	Year 2 Outcome	Target for Year 3 Outcome	Current Difference from Baseline
					Isbell Middle School ALL: 35%  Renaissance High School ALL: 15%  Santa Paula High School ALL: 60%	
1.4	CAASPP MATH: Distance from Standard Statewide Assessment  Student performance as measured by Distance from Standard  California Assessment of Student Performance and Progress Results for Math (CAASPP--Math)  Students meeting grade- level standards on the English Language Arts assessment based on distance from standard (DFS): a DFS of 0 indicates meeting the expected grade-level performance  ALL: All Students	Source: 2022-2023 CA Dashboard  DISTRICT  All: -98.3 EL: -113.9 FY: Student group too small to report HOM: -110.6 LI: -102.5 SWD: -155.3 HI: -99.9  Lowest performance (red indicator) on the Dashboard - Distance from Standard (DFS)  DISTRICT  All: -98.3 EL: -113.9 HOM: -110.6			Source: 2025-2026 CA Dashboard  AGGRESSIVE OUTCOME:  ALL SPUSD SCHOOLS: 0 DFS  REALISTIC OUTCOME:  DISTRICT  All: -75 EL: -90 FY: NA HOM: -85 LI: -80 SWD: -120 HI: -75  Lowest performance (red	

Metric #	Metric	Baseline	Year 1 Outcome	Year 2 Outcome	Target for Year 3 Outcome	Current Difference from Baseline
	EL: English Learners FY: Foster Youth HOM: Homeless LI: Low Income SWD: Students with Disabilities HI: Hispanic  (State Priority 4A)	LI: -102.5 SWD: -155.3 HI: -99.9  SCHOOLS  Barbara Webster ES SWD: -159.6  Blanchard ES SWD: -156.9  Glen City ES SWD: -137.4  Grace Thille ES No areas with red indicator  McKeveatt No areas with red indicator  Thelma Bedell ES SWD: -122.4  Isbell MS ALL: -116.5 EL: -143.6 HOM: -126.1 HI: -117.6  Renaissance HS No areas with red indicator			indicator) on the Dashboard - Distance from Standard (DFS)  SCHOOLS  Barbara Webster ES SWD: -120  Blanchard ES SWD: -120  Glen City ES SWD: -105  Thelma Bedell ES SWD: -95  Isbell MS ALL: -90 EL: -110 HOM: -95 HI: -90  Santa Paula HS ALL: -95 EL: -140 LI: -105 SWD: -160 HI: -100	

Metric #	Metric	Baseline	Year 1 Outcome	Year 2 Outcome	Target for Year 3 Outcome	Current Difference from Baseline
		Santa Paula HS ALL: -123.1 EL: -178.9 LI: -135.3 SWD: -200.5 HI: -129.2				
1.5	CAASPP MATH: Met or Exceeded Standard Statewide Assessment  Percentage of students Met or Exceeded Standard  ALL: All Students EL: English Learners FY: Foster Youth HOM: Homeless LI: Low Income SWD: Students with Disabilities HI: Hispanic  (State Priority 4A)	Source: 2022-2023 DataQuest  DISTRICT Met or Exceeded  ALL : 17.46% EL: 6.22% FY: Student group too small to report HOM: 15.05% LI: 16.25% SWD: 3.13% HI: 16.9%  SCHOOLS Met or Exceeded  Barbara Webster Elementary ALL : 24.22%  Blanchard Elementary ALL: 14.05%  Glen City Elementary ALL: 23.74%  Grace Thille Elementary			Source: 2025-2026 DataQuest  DISTRICT Met or Exceeded  ALL: 30% EL: 30% FY: NA HOM: 30% LI: 30% SWD: 15% HI: 30%  SCHOOLS Met or Exceeded  Barbara Webster Elementary ALL: 35%  Blanchard Elementary ALL: 25%  Glen City Elementary ALL: 35%	

Metric #	Metric	Baseline	Year 1 Outcome	Year 2 Outcome	Target for Year 3 Outcome	Current Difference from Baseline
		ALL: 34.88%  McKeveitt Elementary ALL: 28.17%  Thelma Bedell Elementary ALL: 19.28%  Isbell Middle School ALL: 12.16%  Renaissance High School ALL: 0%  Santa Paula High School ALL: 15.49%			Grace Thille Elementary ALL: 45%  McKeveitt Elementary ALL: 40%  Thelma Bedell Elementary ALL: 30%  Isbell Middle School ALL: 25%  Renaissance High School ALL: 10%  Santa Paula High School ALL: 30%	
1.6	California Science Test (CAST): Met or Exceeded Standard Statewide Assessment  Percentage of students Met or Exceeded Standard  (State Priority 4A)	Source: 2022-2023 DataQuest  DISTRICT Met or Exceeded  ALL: 14.07% EL: 0.35% FY: Student group too small to report HOM: 11.90% LI: 13.32% SWD: 1.80%			Source: 2025-2026 DataQuest  DISTRICT Met or Exceeded  ALL: 30% EL: 10% HOM: 25% LI: 30% SWD: 10%	

Metric #	Metric	Baseline	Year 1 Outcome	Year 2 Outcome	Target for Year 3 Outcome	Current Difference from Baseline
1.7	<p>Graduates meeting UC/CSU Requirements</p> <p>Percentage of students in the combined four- and five-year graduation rate who met the University of California (UC) and California State University (CSU) requirements</p> <p>(State Priority 4B)</p>	<p>Source: 2022-2023 CA Dashboard</p> <p>ALL: 23.5% EL: 9.0% FY: Student group too small to report HOM: 11.0% LI: 23.7% SWD: 5.5% HI: 23.9%</p>			<p>Source: 2025-2026 CA Dashboard</p> <p>ALL: 34% EL: 15% FY: NA HOM: 20% LI: 34% SWD: 10% HI: 34%</p>	
1.8	<p>CTE Sequence/Program Completion Rate</p> <p>Percentage of students in the combined four- and five-year graduation rate who completed at least one Career Technical (CTE) Pathway with a grade of C- or better</p> <p>(State Priority 4C)</p>	<p>Source: 2022-2023 CA Dashboard</p> <p>ALL: 16.8% EL: 8% FY: Student group too small to report HOM: 11% LI: 16.8% SWD: 9.6% HI: 16.8%</p>			<p>Source: 2025-2026 CA Dashboard</p> <p>ALL: 30% EL: 15% FY: NA HOM: 20% LI: 30% SWD: 15% HI: 30%</p>	
1.9	<p>A-G Completion Rate AND Sequence/Program Completion Rate</p> <p>Percentage of students in the combined four- and five-year graduation rate who met UC/CSU</p>	<p>Source: 2022-2023 CA Dashboard</p> <p>ALL: 5.5% EL: 0% FY: Student group too small to report HOM: 3.7%</p>			<p>Source: 2025-2026 CA Dashboard</p> <p>ALL: 35% EL: 20% FY: NA HOM: 25% LI: 35%</p>	



Metric #	Metric	Baseline	Year 1 Outcome	Year 2 Outcome	Target for Year 3 Outcome	Current Difference from Baseline
	requirements AND completed at least one CTE Pathway with a grade of C- or better  (State Priority 4D)	LI: 5.4% SWD: 1.4% HI: 5.7%			SWD: 15% HI: 35%	
1.10	College/Career Indicator (CCI)  Includes both college and career readiness measures -Percent of high school students in the combined four- and five-year graduation rate: Percentage of students prepared  (State Priority 4H)	Source: 2022-2023 CA Dashboard College/Career Levels & Measures Report - CCI  ALL: 40.4% EL: 23% FY: Student group too small to report HOM: 29.1% LI: 40% SWD: 18.1% HI: 40%			Source: 2025-2026 CA Dashboard College/Career Levels & Measures Report - CCI  ALL: 55% EL: 40% FY: NA HOM: 45% LI: 55% SWD: 35% HI: 55%	
1.11	AP Exam Pass Rate  Percent of Students who pass the AP exam with a score of 3 or higher on two Advanced Placement (AP) Exams  (State Priority 4G)	Source: 2022-2023 CA Dashboard College/Career Levels & Measures Report - AP Exam Pass Rate  ALL: 13.3% EL: 4.3% FY: Student group too small to report LI: 11.7% HOM: 13% SWD: 15.4% HI: 12.6%			Source: 2025-2026 CA Dashboard College/Career Levels & Measures Report - AP Exam Pass Rate  ALL: 35% EL: 10% FY: NA LI: 35% HOM: 20% SWD: 20% HI: 35%	

Metric #	Metric	Baseline	Year 1 Outcome	Year 2 Outcome	Target for Year 3 Outcome	Current Difference from Baseline
1.12	State Seal of Biliteracy Percent of graduates who earned the State Seal of Biliteracy and Scored level 3 "Standard Met" or higher on the ELA Smarter Balanced Summative Assessment  (State Priority 4H)	Source: 2022-2023 CA Dashboard, College/Career Levels & Measures Report - State Seal of Biliteracy  ALL: 7.5% EL: 4.3% FY: Student group too small to report HOM: 21.7% LI: 8.0% SWD: 0.0% HI: 7.8%			Source: 2025-2026 CA Dashboard, College & Career Measures Report - State Seal of Biliteracy  ALL: 20% EL: 15% FY: NA HOM: 30% LI: 20% SWD: 10% HI: 20%	
1.13	English Learner Reclassification Rate  (State Priority 4F)	Source: 2022-2023 CalPADS 2.16 Report (EOY 3) & QGIS Program Enrollment Analysis Report  Source: Ed-Data Source (CDE, CalPADS)  2023-2024  Barbara Webster: 11.3% Blanchard: 9.8% Glen City: 10.7% Grace Thille: 10.4% Isbell MS: 63.8%			Source: 2025-2026 CalPADS 2.16 Report (EOY 3) & QGIS Program Enrollment Analysis Report  Source: Ed-Data Source (CDE, CalPADS)  Barbara Webster: 20% Blanchard: 20% Glen City: 20% Grace Thille: 20% Isbell MS: 75% McKevett: 20%	

Metric #	Metric	Baseline	Year 1 Outcome	Year 2 Outcome	Target for Year 3 Outcome	Current Difference from Baseline
		McKevett: 10.6% Renaissance HS: 3% Santa Paula HS: 15.4% Thelma Bedell: 7.7%  District Total Reclassified: 19%			Renaissance HS: 15% Santa Paula HS: 25% Thelma Bedell: 20%  District Total Reclassified: 30%	
1.14	Percent of English Learners At-Risk and Long-Term English Learners (LTEL)  (State Priority 4F)	Source: 2023-2024 DataQuest  EL 4-5 Years  At-Risk : 5.3% (147 out of 2,782)  Not At-Risk or LTEL: 13.1% (365 out of 2,782)  EL 6+ Years  LTEL: 11.8% (327 out of 2,782)			Source: 2025-2026 DataQuest  EL 4-5 Years  At-Risk : 3%  Not At-Risk or LTEL: 20%  EL 6+ Years  LTEL: 8%	
1.15	Physical Fitness Test (PFT)  (State Priority 8)	Source: 2023-24 PE Fitnessgram Data (Evalumetrics). No results were reported to the CDE for the PFT  Participation rates:			Source: 2026-27 PE Fitnessgram Data (Evalumetrics).  Participation rates:	

Metric #	Metric	Baseline	Year 1 Outcome	Year 2 Outcome	Target for Year 3 Outcome	Current Difference from Baseline
		5th Grade: 99.4% 7th Grade: 97.2% 9th Grade: 81.6%			5th Grade: at or above 99.4% 7th Grade: 99% 9th Grade: 99%	
1.16	<p>STUDENTS WITH DISABILITIES</p> <p>Least Restrictive Environment (LRE) Indicator 5A – General Education Participation</p> <p>The percentage of students with IEPs served inside the regular class 80% or more of the school day:</p> <p>(State Priority 7C)</p>	<p>Source: Special Education Annual Determination 23-24 (22-23 Data)</p> <p>District: 55.63%</p>			<p>Source: Special Education Annual Determination 25-26 (24-25 Data)</p> <p>District: 70%</p>	
1.17	<p>STUDENTS WITH DISABILITIES</p> <p>Total Number of Implemented Co-Taught Classes in Secondary Schools</p> <p>(State Priority 7C)</p>	<p>Source: 2023-2024 QGIS Master Schedule</p> <p>SPHS: Total number of Co-Taught classes: 5</p> <p>Isbell MS: Total number of Co-Taught classes: 0</p>			<p>Source: 2026-2027 SPHS Master Schedule</p> <p>SPHS: Total number of Co-Taught classes: 10</p> <p>Isbell MS: Total number of Co-Taught classes: 2</p>	

Metric #	Metric	Baseline	Year 1 Outcome	Year 2 Outcome	Target for Year 3 Outcome	Current Difference from Baseline
1.18	CSPP Preschool Enrollment  Total number of students enrolled  (State Priority 7B)	Source: 2023-2024 QSIS  ALL: 79			Source: 2026-2027 QSIS  ALL: 120	
1.19	Transitional Kindergarten Enrollment  Total number of students enrolled  (State Priority 7B)	Source: 2023-2024 QSIS  ALL: 135			Source: 2026-2027 QSIS  ALL: 162	

## Goal Analysis [2023-24]

An analysis of how this goal was carried out in the previous year.

A description of overall implementation, including any substantive differences in planned actions and actual implementation of these actions, and any relevant challenges and successes experienced with implementation.

Not Applicable.

An explanation of material differences between Budgeted Expenditures and Estimated Actual Expenditures and/or Planned Percentages of Improved Services and Estimated Actual Percentages of Improved Services.

Not Applicable.

A description of the effectiveness or ineffectiveness of the specific actions to date in making progress toward the goal.

Not Applicable.

A description of any changes made to the planned goal, metrics, target outcomes, or actions for the coming year that resulted from reflections on prior practice.

Not Applicable.

## Actions

Action #	Title	Description	Total Funds	Contributing
1.1	P1a. Professional Development  (State Priority 4)	<p>Based on an analysis of student performance data, classroom observations, and feedback from educators, targeted professional development in key areas is essential to improving student literacy and math outcomes and enhancing instructional practices. (All students including FY, LI, EL, SWD)</p> <ul style="list-style-type: none"> <li>• The CORE Literacy training equips teachers with research-based strategies to effectively teach reading and writing skills</li> <li>• Cognitively Guided Instruction (CGI) workshops focus on developing students' mathematical problem-solving abilities.</li> <li>• EL Shadowing sessions provide educators with tools to better support English Language Learners, ensuring their academic success.</li> <li>• Performance Matters training enables teachers to use data-driven insights to inform instruction and personalize learning experiences.</li> <li>• Standards-based instructional professional development aligns teaching practices with state and national standards, guaranteeing a rigorous and coherent curriculum.</li> </ul> <p>SPUSD's investment in these targeted professional development opportunities will empower our educators to deliver high-quality, evidence-based instruction that meets the diverse needs of our student population and ultimately drives academic achievement.</p> <p>Differentiated Assistance Focus Area: Professional development will include targeted training on supporting homeless students in ELA and math, as well as implementing positive behavior supports to reduce suspensions for this student group.</p> <p>Lowest Performing Focus Area: Professional development will focus on evidence-based strategies to support English Learners, Students with</p>	\$850,000.01	Yes

Action #	Title	Description	Total Funds	Contributing
		Disabilities, and Homeless students in ELA and math, improve ELPI scores, and reduce suspensions and chronic absenteeism for these groups.		
<b>1.2</b>	P1b. Data Service Specialist  (State Priority 4)	<p>The Data Service Specialist is a critical member of our educational team, responsible for monitoring and analyzing student achievement data and educational software usage across the district. By providing timely and accurate data insights, the specialist enables administrators and educators to make informed decisions that directly impact student learning outcomes. This role is essential in identifying areas of need, evaluating the effectiveness of instructional programs, and ensuring that our students receive the targeted support necessary for their academic success. The Data Service Specialist's expertise in data management and analysis contributes to our SPUSD's commitment to data-driven decision-making, ultimately fostering a culture of continuous improvement and excellence in education. (All students including FY, LI, EL, SWD)</p> <p>Differentiated Assistance Focus Area: The Data Service Specialist will analyze and disaggregate data on homeless students in ELA, math, and suspensions to inform targeted interventions that align with differentiated assistance priorities.</p> <p>Lowest Performing Focus Area: The Data Service Specialist will prioritize data analysis for student groups performing in the red, particularly in ELA, math, ELPI, suspension rates, chronic absenteeism, graduation rates, and college/career readiness, to inform targeted interventions.</p>	\$73,157.75	Yes
<b>1.3</b>	P1c. Director of Early Childhood and Elementary Education, and Director of College	Our Director of Early Childhood and Elementary Education And Director of College and Career Readiness and Student Achievement play a vital role in ensuring the successful implementation of our district's Local Control and Accountability Plan (LCAP). These administrators provide strategic leadership, oversight, and support to schools, ensuring that our	\$626,395.89	Yes

Action #	Title	Description	Total Funds	Contributing
	and Career Readiness and Student Achievement  (State Priorities 4, 7, & 8)	educational programs align with the goals and priorities outlined in the LCAP. By monitoring student progress, identifying areas for improvement, and facilitating collaboration among teachers and staff, these directors ensure that our students receive high-quality instruction and targeted interventions to support their academic, social, and emotional growth. Furthermore, they are responsible for the effective allocation of resources, implementing research-based practices, and cultivating a positive school culture that promotes equity and inclusivity. The presence of our skilled Director of Early Childhood and Elementary Education And Director of College and Career Readiness and Student Achievement is essential to the successful execution of our LCAP and the achievement of our district's mission to provide an excellent education for all students. (All students including FY, LI, EL, SWD)		
<b>1.4</b>	P1d. Transitional Kindergarten and Kindergarten Bilingual Instructional Aides (IAs)  (State Priority 4)	Transitional Kindergarten and Kindergarten Bilingual Instructional Aides (IAs) are essential to the successful implementation of our district's Local Control and Accountability Plan (LCAP) and our commitment to providing equitable access to education for all students. These IAs play a crucial role in supporting our youngest learners, particularly those who are English Language Learners (ELLs), as they navigate the challenging transition into formal schooling. By providing targeted language support, small group instruction, and individualized attention, bilingual IAs help to bridge the language gap and ensure that all students have the opportunity to develop a strong foundation in both English and their home language. This early intervention is critical in promoting long-term academic success, as it helps to prevent achievement gaps from forming and sets our students on a path towards bilingualism and biliteracy. Furthermore, the presence of bilingual IAs in Transitional Kindergarten and Kindergarten classrooms promotes a welcoming and inclusive environment that values diversity and fosters strong home-school connections. The support provided by these IAs is essential to the realization of our LCAP goals and our district's mission to provide a high-quality, equitable education for all students. (All students including FY, LI, EL, SWD)	\$670,305.63	Yes
<b>1.5</b>	P1e. Expanded Transitional	Expanding TK and Preschool classes is crucial for achieving LCAP goals and promoting long-term academic success. (All students including FY, LI,	\$984,663.10	Yes



Action #	Title	Description	Total Funds	Contributing
	Kindergarten and Preschool Classes  (State Priorities 4 & 7)	<p>EL, SWD)</p> <p>Expanded Transitional Kindergarten and Preschool Classes:</p> <ul style="list-style-type: none"> <li>Increases access to high-quality early childhood education and invests in Santa Paula's future</li> <li>Ensures youngest learners develop foundational skills necessary for success in school and beyond</li> <li>Follows the research showing TK and Preschool attendees are better prepared for Kindergarten, exhibit stronger social-emotional skills, and are more likely to succeed academically</li> <li>Addresses educational equity by providing all children with the same high-quality learning opportunities</li> <li>Prioritizes expansion to demonstrate SPUSD's commitment to early intervention, closing achievement gaps, and ensuring support for all students to thrive</li> <li>Aligns with LCAP goals and mission to provide comprehensive, equitable education for all students</li> </ul>		
1.6	P1f. Dual Language Immersion - DLI  (State Priorities 4 & 7)	<p>The allocation of LCAP funds to support the English Language Development/Dual Language Immersion (ELD/DLI) programs is a strategic investment in promoting linguistic diversity, academic achievement, and cultural understanding. By dedicating resources to these programs, the district demonstrates its commitment to providing high-quality, research-based instruction that meets the unique needs of English Language Learners and values the linguistic assets they bring to the classroom. The ELD program focuses on developing English proficiency while supporting academic content knowledge, ensuring that ELLs have equitable access to the core curriculum and can actively participate in their learning. The DLI program fosters bilingualism, biliteracy, and cultural competence by providing instruction in both English and Spanish, preparing students to succeed in a diverse, global society. Funding these programs will involve providing professional development for teachers, acquiring appropriate instructional materials, and offering targeted support services for students and families. This investment benefits individual students and contributes to the district's overall goal of creating an inclusive and equitable learning environment that celebrates linguistic and cultural diversity, promotes</p>	\$10,000.00	Yes

Action #	Title	Description	Total Funds	Contributing
		academic excellence, and prepares all students for college, career, and beyond. (All students including FY, LI, EL, SWD)		
1.7	P1g. Language Appraisal Team - LAT  (State Priorities 4 & 7)	<p>The Language Appraisal Team (LAT) is a multidisciplinary team that is responsible for monitoring and supporting all English Learners' progress. The LAT ensures that:</p> <ul style="list-style-type: none"> <li>• Appropriate instruction, support, and intervention strategies are provided to accelerate the language progress of all English Learners (ELs), including Long-Term English Learners (LTELs).</li> <li>• Reclassified Fluent English Proficient (RFEP) students continue to make progress and achieve academic proficiency after reclassification.</li> </ul>	\$16,500.00	No
1.8	P1h. Newcomer Teacher  (State Priorities 4 & 7)	<p>The SPUSD Newcomer teacher is essential for achieving LCAP goals and ensuring equitable access to education for recently arrived immigrants and English Language Learners (ELLs). The Newcomer teacher:</p> <ul style="list-style-type: none"> <li>• Provides specialized support and instruction to help students adapt to a new educational system, language, and culture</li> <li>• Offers targeted language acquisition programs, social-emotional support, and culturally responsive teaching</li> <li>• Creates a welcoming and inclusive learning environment that values diversity and promotes rapid integration</li> <li>• Prevents achievement gaps and ensures Newcomer students develop skills and confidence for long-term success</li> <li>• Facilitates communication between school and families, fostering strong home-school connections</li> <li>• Provides a comprehensive, equitable education that meets the unique needs of all students, including Newcomers</li> </ul> <p>Differentiated Assistance Focus Area: The Newcomer Teacher will provide intensive support for homeless English learners, addressing their unique needs in ELA and math as identified through differentiated assistance.</p>	\$176,481.39	Yes

Action #	Title	Description	Total Funds	Contributing
<b>1.9</b>	P1i Advanced Placement Program/Exam Fees  (State Priority 4)	Funding the Advanced Placement (AP) Program and exam fees is crucial for achieving our district's Local Control and Accountability Plan (LCAP) goals of promoting college and career readiness and ensuring equitable access to rigorous, high-quality educational opportunities for all students. By providing financial support for AP courses and exams, SPUSD removes barriers to participation and encourages more students, particularly those from underrepresented backgrounds, to challenge themselves academically and explore their full potential. Participation in AP courses not only enhances students' critical thinking, time management, and study skills but also provides them with the opportunity to earn college credit, reducing the time and cost of obtaining a college degree. Additionally, research has shown that students who participate in AP courses are more likely to enroll in college, perform better academically, and have higher graduation rates. By investing in the AP Program and exam fees, SPUSD demonstrates its commitment to preparing all students for post-secondary success, closing achievement gaps, and promoting a culture of high expectations and continuous improvement. This investment is essential to the realization of our LCAP goals and our district's mission to provide a comprehensive, equitable education that empowers all students to succeed in college, career, and life.	\$52,000.00	No
<b>1.10</b>	P1j. Career Technical Education Support  (State Priority 4)	Supporting Career Technical Education (CTE) Pathways is essential for achieving our district's Local Control and Accountability Plan (LCAP) goals of preparing students for college and career success. By investing in CTE programs, SPUSD provides students with industry-specific standards and skills, work-based learning experiences and certifications that enhance their employability and competitiveness in the job market. CTE Pathways allows students to explore various career options, develop practical skills through a sequence of courses, and make informed decisions about their future, ultimately leading to increased engagement, motivation, and post-secondary success. This investment is crucial to ensuring that all students, regardless of their background or academic interests, have access to a comprehensive, equitable education that prepares them for the challenges and opportunities of the 21st-century workforce. (All students including FY, LI, EL, SWD)	\$195,000.00	Yes

Action #	Title	Description	Total Funds	Contributing
1.11	P1k.Postsecondary Field Trips (5,7, 9) & Standards-Aligned Field Trips (elementary)  (State Priority 4)	Funding post-secondary field trips for 5th, 7th, and 9th graders is crucial for achieving our district's Local Control and Accountability Plan (LCAP) goals of promoting college and career readiness and providing equitable access to enriching educational experiences. These field trips expose students to new ideas, cultures, and potential career paths, fostering curiosity, motivation, and a broader perspective on their future possibilities. By visiting post-secondary campuses, students can envision themselves in these settings, learn about various academic programs, and understand the importance of setting long-term goals. Standards-aligned field trips at the elementary level reinforce classroom learning, provide real-world context, and develop critical thinking and problem-solving skills. Investing in these experiences demonstrates SPUSD's commitment to offering a well-rounded, engaging education that inspires students to dream big and achieve their full potential.	\$0.00	No
1.12	P1l. Music Program  (State Priority 4)	<p>SPUSD's music programs are vital to enriching experiences and achieving Academic Excellence by providing access to a comprehensive arts curriculum. Music education directly impacts sensory and motor systems, fostering critical reasoning, memory, language, and fine motor skills. It activates and synchronizes neural patterns, connecting multiple brain regions.</p> <p>Research shows that arts education helps students become well-rounded contributors to society by fostering creativity, innovation, problem-solving, perseverance, and communication skills. Artistically literate students discover joy, inspiration, and meaning through participation. Exposure to the arts prepares students for the 21st-century workforce, enhancing student, parent, and community engagement.</p> <p>Investing in music programs enriches students' lives and contributes to a more vibrant, creative, and engaged community. The skills and qualities nurtured through arts education will empower students to become innovative leaders and active participants in shaping a brighter future for themselves and society. (All students including FY, LI, EL, SWD)</p>	\$382,000.00	Yes

Action #	Title	Description	Total Funds	Contributing
<b>1.13</b>	P1m. AVID Program (State Priority 4)	Funding the Advancement Via Individual Determination (AVID) Program is essential for achieving our district's Local Control and Accountability Plan (LCAP) goals of promoting college and career readiness and closing achievement gaps. AVID provides students, particularly those from underrepresented backgrounds, with the skills, support, and resources necessary to succeed in rigorous academic courses and navigate the college application process. Through a comprehensive curriculum that emphasizes critical thinking, study skills, and self-advocacy, AVID prepares students for the challenges of higher education and empowers them to take control of their academic futures. By investing in AVID, SPUSD demonstrates its commitment to ensuring that all students, regardless of their background, have the opportunity to develop the skills and confidence necessary for post-secondary success, ultimately leading to increased college enrollment and completion rates. (All students including FY, LI, EL, SWD)	\$100,000.00	Yes
<b>1.14</b>	P1n. Elective Classes (State Priority 4)	<p>Investing LCAP funds in elective classes at Santa Paula High School enhances student engagement, expands learning opportunities, and prepares students for postsecondary success. Electives provide a well-rounded education, allowing students to explore interests, develop skills, and discover career paths.</p> <p>More electives boost engagement, improve academic performance, and foster a positive learning attitude. They expose students to diverse subjects, identify strengths and passions, and develop essential 21st-century skills valued by employers.</p> <p>Electives also create a more inclusive and equitable learning environment by catering to diverse interests and learning styles, ensuring all students have meaningful learning experiences aligned with their needs and aspirations. (All students including FY, LI, EL, SWD)</p>	\$163,384.01	Yes
<b>1.15</b>	P1o. Credit Recovery	Funding the Credit Recovery Program is crucial for achieving our district's Local Control and Accountability Plan (LCAP) goals of ensuring all	\$20,700.00	Yes

Action #	Title	Description	Total Funds	Contributing
	(State Priority 4)	students graduate high school prepared for college and career success. By providing students who have fallen behind with opportunities to make up credits and get back on track, the program reduces dropout rates, promotes on-time graduation, and ensures equitable access to a comprehensive education for all students. (All students including FY, LI, EL, SWD)		
<b>1.16</b>	P1p. A-G Completion Rate  (State Priority 4)	The allocation of LCAP funds to support the A-G completion rate for Santa Paula High School students is a strategic investment to increase college readiness and post-secondary opportunities. The district demonstrates its commitment to providing equitable access to higher education and future success by dedicating resources to ensure that more students successfully complete the A-G course requirements. This investment will involve providing targeted academic support, counseling services, and interventions to help students overcome barriers and stay on track to meet the A-G requirements. Additionally, funds will be used to expand course offerings, improve instructional quality, and provide professional development for teachers to enhance their ability to support students in meeting these rigorous standards. By increasing the A-G completion rate, Santa Paula High School will improve student outcomes and contribute to the community's overall economic and social well-being by preparing more students for college and career success. (All students including FY, LI, EL, SWD)	\$40,000.00	Yes
<b>1.17</b>	P1q. TK-12 English Language Development (ELD) Teacher on Special Assignment (TOSA)  (State Priority 4)	The allocation of LCAP funds for a TK-12 ELD TOSA is a strategic investment to improve ELLs' academic outcomes and learning experiences across all grade levels. The ELD TOSA will address the unique challenges faced by ELLs, enhance instructional practices through professional development and coaching, provide direct services to students in need, develop and align the ELD curriculum, and monitor progress through data analysis. This proactive investment demonstrates the district's commitment to closing the achievement gap, ensuring equitable access to high-quality education, and promoting academic excellence for all students, including ELLs.	\$181,134.36	Yes

Action #	Title	Description	Total Funds	Contributing
		<p>Differentiated Assistance Focus Area: The ELD/DLI TOSA will provide targeted support for homeless English learners, focusing on improving their performance in ELA and math, areas identified for improvement through differentiated assistance.</p> <p>Lowest Performing Focus Area: The ELD TOSA will focus on supporting English Learners to improve their ELPI scores and performance in ELA and math, areas where this group is performing in the red.</p>		
<b>1.18</b>	<p>P1r. ELD Standards and Curriculum Alignment</p> <p>(State Priority 4)</p>	<p>The allocation of funds to support the alignment of curriculum with ELD standards is crucial in ensuring equitable access to high-quality education for English Language Learners. By dedicating resources to this effort, the district demonstrates its commitment to providing culturally and linguistically responsive instruction that meets the unique needs of ELLs. This alignment work will involve a comprehensive review of the existing curriculum, the development of new materials, and professional development for teachers to effectively implement ELD strategies across all content areas. By integrating ELD standards into the core curriculum, the district will create a cohesive and inclusive learning environment that promotes ELLs' language acquisition, academic achievement, and social-emotional development. This investment supports the academic success of individual students and contributes to the district's overall goal of closing the achievement gap and preparing all students for college, career, and life success in a diverse global society.</p>	\$10,000.00	Yes
<b>1.19</b>	<p>Co-teaching for Students with Disabilities</p> <p>(State Priority 4)</p>	<p>The allocation of LCAP funds to support the implementation of co-teaching models at the secondary level enhances academic support and inclusivity, ensuring all students have equitable access to quality education. Co-teaching is a collaborative teaching approach where a general education teacher (content specialist) and a special education teacher (education/learning specialist) work together in the same classroom to support all students, including those with diverse learning needs. This action item focuses on integrating co-teaching practices into secondary-level classrooms to promote differentiated instruction, individualized support, inclusive learning environments, and increased access to A-G</p>	\$0.00	No

Action #	Title	Description	Total Funds	Contributing
		courses. By implementing this action item, SPUSD aims to create inclusive learning environments where all students, regardless of their learning needs, can thrive academically, socially, and emotionally. Co-teaching not only benefits students with disabilities but also enhances the educational experience for all students by promoting collaboration, differentiation, and personalized support.		



# Goals and Actions

## Goal

Goal #	Description	Type of Goal
2	By the end of the 2026-27 school year, the Santa Paula Unified School District will ensure all students achieve grade-level proficiency in literacy and math, as defined by state standards and district benchmarks, through evidence-based, high-quality reading and mathematics instruction, targeted interventions, and progress monitoring using key performance indicators listed in the Metrics in Goal 2. The district will focus on equity and closing achievement gaps, specifically for English Learners, Foster Youth, Low-Income, and Students with Disabilities.	Focus Goal

State Priorities addressed by this goal.

Priority 8: Other Pupil Outcomes (Pupil Outcomes)

An explanation of why the LEA has developed this goal.

Based on the CAASPP ELA and Math data provided from the last three years, the Educational Partners in the Santa Paula Unified School District have identified literacy and mathematics as areas requiring focused attention in the new LCAP. The data shows significant declines in performance across multiple student groups, particularly for English learners, students with disabilities, and low-income students.

In the CAASPP ELA assessment, the percentage of students meeting or exceeding standards declined for all student groups from the 2018-19 baseline to the 2022-2023 school year. The most dramatic decline was seen among students with disabilities, dropping from 16.35% to just 3.77%. Low-income students also experienced a substantial decrease, from 39.19% to 28.36%. While the decline in English learners was less severe, it still indicates a need for targeted support.

Similarly, the CAASPP Math assessment data shows a concerning trend. Although the overall percentage of students meeting or exceeding standards slightly improved from 16.35% to 17.77%, this masks significant declines among key student groups. English learners, students with disabilities, and low-income students all experienced substantial decreases in performance. The percentage of English learners meeting or exceeding standards dropped from 12.58% to 5.13%, while students with disabilities fell from 12.61% to 3.32%. Low-income students also saw a notable decline, from 27.48% to 16.43%.

These data points highlight the urgent need for the district to focus on improving literacy and mathematics outcomes for all students, with a particular emphasis on supporting the most vulnerable student populations. By prioritizing Literacy and Mathematics in the new LCAP, the Educational Partners are committed to equity and closing achievement gaps. Targeted interventions, high-quality instruction, and progress monitoring will be essential to ensuring that all students have the opportunity to succeed academically and reach their full potential.

The CAASPP ELA and Math data provide compelling evidence for selecting literacy and mathematics as a focused goal, Goal 2, District's new LCAP. By addressing these critical areas and implementing evidence-based strategies to support all students, particularly those who have experienced the most significant declines in performance, the district can work towards improving educational outcomes and promoting

equity for all learners.

The Santa Paula Unified School District Educational Partners developed Goal #2, highlighting the following:

1. Providing all students equitable access to high-quality, evidence-based reading and mathematics instruction aligned with state standards.
2. Implementing a comprehensive, district-wide professional development plan to enhance teachers' skills in literacy and mathematics instruction.
3. Allocating resources to support targeted interventions for students performing below grade level in reading, writing, listening, speaking, and mathematics.
4. Engaging families and community partners to promote literacy and numeracy development in and out of school.
5. Regularly monitoring student progress using multiple measures and using data to inform instruction and resource allocation decisions.

The Santa Paula Unified School District (SPUSD) has identified a significant challenge in ensuring that all students, particularly English Learners, students in foster care, and low-income students, reach grade-level proficiency in literacy and numeracy. The district recognizes that inconsistent implementation of highly effective Tier I instruction and Tier II support within the multi-tiered systems of support has contributed to these outcomes. To address this issue, SPUSD, in collaboration with site principals and teachers, will implement targeted elementary literacy and mathematics interventions.

#### Literacy Initiatives:

- Targeted direct instruction in Reading: This program will support educators in conducting deep data analysis of individual student data using assessments such as DIBELS, the CORE Phonics Survey, and Heggerty Assessments. The data will be used to identify and address specific skills and concepts using a Multi-tiered system of supports, including Tier II acceleration/intervention support. The cycle of instruction will focus on foundational literacy skills, aligning with current research in the Science of Reading.
- Professional Development on the Science of Reading and Research-Guided Literacy: Educators will receive training to develop a deep understanding of the science of teaching reading, enabling them to effectively implement an evidence-based, systematic, and cumulative process for teaching reading and ensuring students reach proficiency.
- Instructional Materials: Students will be provided with hands-on materials to engage in a multi-sensory, multi-modal approach to learning, reinforcing their understanding of key concepts.

#### Mathematics Initiatives:

- Targeted direct instruction in building fluency: Educators will gather progress monitoring data using STAR Math for students in grades K-12. This data will be used to support students' movement along developmental stages and address key concepts for each grade, utilizing a Multi-tiered system of support to promote fluency in early numeracy and mathematics.

- Professional Development on Cognitively Guided Instruction: Educators will receive training to deepen their knowledge of mathematics content and instructional practices. This will enable them to effectively implement strategies that support early numeracy development and fluency, ultimately ensuring students reach proficiency.

By implementing these targeted literacy and mathematics initiatives, SPUSD's goal is to increase student proficiency in reading and mathematics, particularly for the most vulnerable and challenged students. The district believes that providing targeted instruction to meet the specific needs of these students will result in increased academic achievement and better prepare them for success in their academic careers.

## Measuring and Reporting Results

Metric #	Metric	Baseline	Year 1 Outcome	Year 2 Outcome	Target for Year 3 Outcome	Current Difference from Baseline
2.1	<p>STAR READING Local Assessment</p> <p>The STAR Assessment is a computer-adaptive test that evaluates a student's reading comprehension skills.</p> <p>Percentage of student performing: At or Above Grade Level Below Grade Level</p> <p>(State Priority 8)</p>	<p>Source: 2023-2024 Renaissance STAR Reading (Consolidated Assessment Proficiency Report)</p> <p>DISTRICT 2nd-12th</p> <p>At/Above ALL: 22% (510) EL: 7% (41) HOM: 19% LI: 19% SWD: 5% HI: 21%</p> <p>Below ALL: 78% (1808) EL: 93% (559) HOM: 81% LI: 81% SWD: 95% HI: 79%</p>			<p>Source: 2025-2026 Renaissance STAR Reading (Consolidated Assessment Proficiency Report)</p> <p>DISTRICT K-12</p> <p>ALL At/Above 50% - 80% Below 50% - 20%</p> <p>EL At/Above 50% - 66% Below 50% - 34%</p> <p>HOM At/Above 50% - 77% Below 50% - 23%</p> <p>LI</p>	

Metric #	Metric	Baseline	Year 1 Outcome	Year 2 Outcome	Target for Year 3 Outcome	Current Difference from Baseline
					<p>At/Above 50% - 78%</p> <p>Below 50% - 22%</p> <p>SWD</p> <p>At/Above 50% - 65%</p> <p>Below 50% - 35%</p> <p>HI</p> <p>At/Above 50% - 79%</p> <p>Below 50% - 21%</p>	
2.2	<p>CORE Phonics Survey Local Assessment</p> <p>The CORE Phonics Survey (Consortium on Reading Excellence) is an assessment tool designed to evaluate students' understanding of phonics and decoding skills. It assesses a student's ability to read and pronounce various letter-sound correspondences, common syllable patterns, and sight words.</p> <p>Percentage of grade span student groups performing at: Benchmark</p>	<p>Source: Core Phonics Survey (End of the year assessment- 2023-24)</p> <p>KINDERGARTEN Parts A-D of Survey</p> <p>Benchmark: 66.86%</p> <p>Strategic: 24.26%</p> <p>Intensive: 8.88%</p> <p>FIRST GRADE Parts A-K of Survey</p> <p>Benchmark: 53.11%</p> <p>Strategic: 27.18%</p> <p>Intensive: 19.71%</p> <p>SECOND GRADE All Parts of Survey</p>			<p>Source: Core Phonics Survey (End of the year assessment- 2026-27)</p> <p>KINDERGARTEN Benchmark: 85%</p> <p>FIRST GRADE Benchmark: 85%</p> <p>SECOND GRADE Benchmark: 85%</p>	

Metric #	Metric	Baseline	Year 1 Outcome	Year 2 Outcome	Target for Year 3 Outcome	Current Difference from Baseline
	Strategic Intensive  (State Priority 8)	Benchmark: 63.22% Strategic: 25.29% Intensive: 11.49%				
2.3	<p>Heggerty Phonemic Awareness Assessment Local Assessment</p> <p>The Heggerty Phonics Assessment is a tool used to evaluate a student's phonemic awareness skills, which are crucial for reading success. The assessment measures a child's ability to manipulate word sounds through tasks such as blending, segmenting, and identifying initial and final sounds.</p> <p>Percentage of grade span student groups performing at: Benchmark Strategic Intensive</p> <p>(State Priority 8)</p>	<p>Source: Heggerty Assessment (End of the year assessment- 2023-24)</p> <p>KINDERGARTEN</p> <p>Benchmark: 26.97% Strategic: 47.37% Intensive: 25.66%</p> <p>FIRST GRADE</p> <p>Benchmark: 53.44% Strategic: 40.46% Intensive: 6.11%</p> <p>SECOND GRADE</p> <p>Benchmark: 61.33% Strategic: 36.00% Intensive: 2.67%</p>			<p>Source: Heggerty Assessment (End of the year assessment- 2026-2027)</p> <p>KINDERGARTEN Benchmark: 65%</p> <p>FIRST GRADE Benchmark: 85%</p> <p>SECOND GRADE Benchmark: 95%</p>	

## Goal Analysis [2023-24]

An analysis of how this goal was carried out in the previous year.

A description of overall implementation, including any substantive differences in planned actions and actual implementation of these actions, and any relevant challenges and successes experienced with implementation.

Not Applicable.

An explanation of material differences between Budgeted Expenditures and Estimated Actual Expenditures and/or Planned Percentages of Improved Services and Estimated Actual Percentages of Improved Services.

Not Applicable.

A description of the effectiveness or ineffectiveness of the specific actions to date in making progress toward the goal.

Not Applicable.

A description of any changes made to the planned goal, metrics, target outcomes, or actions for the coming year that resulted from reflections on prior practice.

Not Applicable.

## Actions

Action #	Title	Description	Total Funds	Contributing
2.1	P2a. Reading Intervention Teachers  (State Priority 8)	Funding Reading Intervention Teachers is crucial for achieving our district's Local Control and Accountability Plan (LCAP) goals of improving literacy skills and closing achievement gaps, particularly for our English Learners (ELs). These specialized teachers provide targeted, small-group instruction and support to students struggling with reading, ensuring they develop the foundational skills necessary for academic success across all subject areas. By prioritizing early intervention and providing differentiated instruction that meets the unique needs of our ELs, Reading Intervention Teachers play a vital role in accelerating language acquisition, promoting English proficiency, and ensuring equitable access to high-quality education for all students. This investment is essential to realizing our LCAP goals and our district's mission to provide a comprehensive, equitable education that empowers all students, including our ELs, to reach their full potential. (All students including FY, LI, EL, SWD)	\$2,201,428.11	Yes

Action #	Title	Description	Total Funds	Contributing
		<p>Differentiated Assistance Focus Area: Reading intervention teachers will provide intensive support for homeless students in ELA, which is an area identified for improvement through differentiated assistance.</p> <p>Lowest Performing Focus Area: Reading intervention teachers will provide intensive support for English Learners, Students with Disabilities, and Homeless students to address their red performance level in ELA.</p>		
2.2	P2b. Literacy Support (State Priority 8)	<p>Investing LCAP funds in developing school libraries and literacy centers that are well-integrated into the learning fabric of the school is crucial for improving student literacy and academic success. These dynamic, engaging, and technology-rich environments foster a love for reading, develop critical literacy skills, and enhance student learning outcomes. By integrating collaborative technology devices, students can engage in activities that promote teamwork, problem-solving, and digital literacy skills. Maintaining increased library hours ensures equal access to literacy resources and technology for all students, regardless of their background. Personalized learning experiences tailored to individual needs can be supported through diverse resources and collaboration between librarians, literacy specialists, and teachers. Additionally, SPUSD's school libraries and literacy centers cultivate a love for reading, bridge the digital divide, and equip students with the skills necessary for success in school and beyond. (All students including FY, LI, EL, SWD)</p> <p>Differentiated Assistance Focus Area: Literacy support programs will prioritize homeless students to address their performance in ELA, a key area identified for improvement through differentiated assistance.</p> <p>Lowest Performing Focus Area: Literacy support programs will be intensified for student groups performing in the red, particularly English Learners, Students with Disabilities, and Homeless students. This support will directly address ELA performance gaps and improve ELPI scores. Extended library hours and targeted literacy interventions will also aim to reduce chronic absenteeism by creating engaging learning environments.</p>	\$539,847.42	Yes

Action #	Title	Description	Total Funds	Contributing
		For secondary students, literacy support will focus on skills essential for improving graduation rates and college/career readiness.		
<b>2.3</b>	<p>P3c. Parent Literacy Academy</p> <p>(State Priority 3) PRIORITY 3B</p>	<p>SPUSD is developing a Parent Literacy Academy to nurture literacy skills and foster a love for reading among elementary students. We create a collaborative learning environment that extends beyond the classroom by empowering parents with the tools and resources to support their children's reading development. A Parent Literacy Academy equips parents with essential strategies and techniques to effectively engage with their children's literacy development, enhancing student success. Research consistently shows that parental involvement positively impacts student academic achievement, particularly in the crucial skill of reading. By engaging parents in literacy activities and promoting the joy of reading, we instill a lifelong love for learning in children. A Parent Literacy Academy also creates opportunities for parents to connect with each other, share experiences, and build supportive networks within the community, strengthening family-school partnerships and creating a more cohesive educational community. Funding a Parent Literacy Academy supports elementary students in developing crucial literacy skills and empowers parents to become active partners in their children's education, laying the foundation for lifelong learning and academic success.</p> <p>Differentiated Assistance Focus Area: The Parent Literacy Academy will include specific outreach and support for families of homeless students, empowering them to support their children's literacy development and address ELA performance gaps identified through differentiated assistance.</p> <p>Lowest Performing Focus Area: The Parent Literacy Academy will prioritize outreach and support for families of students in groups performing in the red. Workshops will be designed to empower parents to support their children's literacy development at home, focusing on strategies for ELA improvement and language acquisition to boost ELPI scores. The academy will also educate parents on the importance of regular school attendance to address chronic absenteeism and provide information on</p>	\$0.00	No



Action #	Title	Description	Total Funds	Contributing
		graduation requirements and college/career preparation to support improvements in these areas. Sessions will include strategies for creating positive learning environments at home to indirectly reduce suspension rates.		
<b>2.4</b>	P3d. FootSteps2Brilliance  (State Priority 8)	Funding Footsteps2Brilliance through LCAP is a strategic investment in early childhood literacy and equitable access to educational resources. This comprehensive program supports language and literacy development from birth through early elementary school, fostering essential pre-reading skills, vocabulary acquisition, and language comprehension. By providing free access to this research-based literacy program, we bridge the digital divide, empower parents as partners in their children's education, and align with LCAP goals related to student achievement, parent engagement, and closing the achievement gap. Investing in Footsteps 2Brilliance lays the groundwork for future academic success and overall well-being, ensuring that all students have the opportunity to become proficient readers and lifelong learners.	\$0.00	No
<b>2.5</b>	P3e. Amplify-DIBELS Assessment Platform  (State Priority 8)	<p>Funding the Amplify DIBELS Assessment through LCAP is a strategic investment in data-driven instructional decision-making and targeted support for students' literacy development. This research-based tool enables educators to efficiently screen students, identify those at risk of reading difficulties, and provide timely, targeted interventions, particularly for unduplicated pupils. By using LCAP funds to implement the Amplify DIBELS Assessment, we promote equity and access for all learners, allowing educators to differentiate instruction, adjust curriculum, and allocate resources based on individual student needs. This strategic investment empowers educators to make informed decisions, target resources effectively, and ultimately improve student literacy outcomes across the district, demonstrating our commitment to closing achievement gaps and ensuring all students have the opportunity to thrive academically. (All students including FY, LI, EL, SWD)</p> <p>Differentiated Assistance Focus Area: Data from DIBELS assessments will be used to identify and provide targeted interventions for homeless</p>	\$30,000.00	Yes

Action #	Title	Description	Total Funds	Contributing
		<p>students struggling with literacy, addressing ELA performance concerns highlighted in differentiated assistance.</p> <p>Lowest Performing Focus Area: SPUSD will use Data from DIBELS assessments to identify and provide targeted interventions for students in groups performing in the red for ELA. For English Learners, this data will inform strategies to improve both ELA performance and ELPI scores. The platform will be utilized to monitor progress more frequently for these student groups, allowing for rapid intervention adjustments.</p> <p>For secondary students, literacy data will be linked to graduation rate projections and college/career readiness indicators to inform targeted support. Additionally, the platform will be used to identify students at risk of chronic absenteeism or suspension, allowing for early intervention and support.</p>		

# Goals and Actions

## Goal

Goal #	Description	Type of Goal
3	<p><b>STUDENT ENGAGEMENT:</b> Santa Paula Unified School District will engage students through innovative site academies, project-based learning, and differentiated pathways tailored to individual student interests and abilities, providing authentic, student-centered learning experiences that promote critical thinking, creativity, and real-world problem-solving skills.</p> <p><b>PARENTAL INVOLVEMENT:</b> The district will strengthen parent engagement and collaboration by providing diverse opportunities for increased participation in school and district activities, such as workshops, forums, and decision-making processes. The district will prioritize open communication, cultural responsiveness, and establishing a strong partnership between home and school, recognizing the critical role of families in supporting student success and well-being.</p> <p><b>SCHOOL CLIMATE:</b> The district will enhance student safety, well-being, and academic success by implementing a comprehensive Multi-Tiered System of Supports (MTSS) that proactively identifies and addresses students' academic, social, emotional, and mental health needs. The MTSS will focus on fostering an inclusive, supportive, and equitable learning environment while enforcing robust safety measures to ensure the physical security of all students and staff.</p>	Broad Goal

State Priorities addressed by this goal.

- Priority 3: Parental Involvement (Engagement)
- Priority 5: Pupil Engagement (Engagement)
- Priority 6: School Climate (Engagement)

An explanation of why the LEA has developed this goal.

The Educational Partners of Santa Paula Unified School District, comprising students, parents, teachers, staff, administrators, and community members, have collaboratively selected Goal 3 to address the unique needs and aspirations of the district's diverse student population.

The first component of Goal 3 is Student Engagement, which focuses on engaging students through innovative site academies, project-based learning, and differentiated pathways. The Educational Partners deemed Increasing student engagement crucial to ensure that all students have access to authentic, student-centered learning experiences. By tailoring education to individual interests and abilities, the

district will foster critical thinking, creativity, and real-world problem-solving skills essential for success in the 21st century. The Educational Partners believe this goal will increase student engagement, motivation, and academic achievement while preparing them for future challenges and opportunities.

The second component of Goal 3 is Parental Involvement, which focuses on strengthening parent engagement and collaboration to acknowledge families' vital role in supporting student success and well-being. The Educational Partners recognize that a strong partnership between home and school is essential for creating a nurturing and supportive learning environment. The district will foster open communication, cultural responsiveness, and a shared sense of responsibility for student outcomes by providing diverse opportunities for parent participation, workshops, forums, and decision-making processes. The Educational Partners believe that this goal will lead to increased parent involvement, improved student attendance, and higher levels of academic achievement.

The third component of Goal 3 is School Climate, which emphasizes enhancing student safety, well-being, and academic success through a comprehensive Multi-Tiered System of Support (MTSS). The Educational Partners selected the goal to address the growing concerns regarding students' social, emotional, and mental health needs. The COVID-19 pandemic has highlighted the importance of proactively identifying and supporting students facing challenges impacting their overall well-being and academic performance. The Educational Partners feel that implementing a robust MTSS will create an inclusive, supportive, and equitable learning environment where all students can thrive while ensuring their physical safety through comprehensive security measures.

The Educational Partners of Santa Paula Unified School District have carefully selected Goal 3 to address the specific needs and priorities of the district's student population. By focusing on engaging learning experiences, student well-being, and parent collaboration, the district aims to create an optimal environment for student growth, success, and overall development.

## Measuring and Reporting Results

Metric #	Metric	Baseline	Year 1 Outcome	Year 2 Outcome	Target for Year 3 Outcome	Current Difference from Baseline
3.1	Parent Involvement  Rating Scale (lowest to highest):  1 - Exploration and Research Phase 2 - Beginning Development 3 - Initial Implementation 4 - Full Implementation	Source: 2022-23 CA Dashboard Parent and Family Engagement Local Indicator  Section 1: Building Relationships Between School Staff and Families  Average Rating Scale: 3.25			Source: 2025-26 CA Dashboard Parent and Family Engagement Local Indicator  Section 1: Building Relationships Between School Staff and Families	

Metric #	Metric	Baseline	Year 1 Outcome	Year 2 Outcome	Target for Year 3 Outcome	Current Difference from Baseline
	5 - Full Implementation and Sustainability  (State Priority 3A, 3B, 3C)	Section 2: Building Partnerships for Student Outcomes  Average Rating Scale: 3  Section 3: Seeking Input for Decision-Making  Average Rating Scale: 3			Average Rating Scale: 4  Section 2: Building Partnerships for Student Outcomes  Average Rating Scale: 4  Section 3: Seeking Input for Decision-Making  Average Rating Scale: 4	
3.4	Student Attendance Rates  (State Priority 5A)	Source: 2022-23 QGIS  Districtwide: 92.4%			Source: 2026-27 QGIS  Districtwide: 96.5%	
3.6	Chronic Absenteeism Rates  (State Priority 5B)	Source: 2022-2023 DASHBOARD  ALL: 26.9% EL: 26.3% FY: Student group too small to report SWD: 39.3% LI: 27.8% HOM: 27.8% HI: 26.7%			Source: 2025-2026 CA Dashboard  ALL: 18.83% EL: 18% FY: NA SWD: 25% LI: 18% HOM: 18% HI: 18%	

Metric #	Metric	Baseline	Year 1 Outcome	Year 2 Outcome	Target for Year 3 Outcome	Current Difference from Baseline
		Source: 2022-23 CALPADS Report 14.1: Student Absenteeism  Chronic Absenteeism (>=10% and <20%): 18.7%  Students absent (>20%): 7.1%			Source: 2025-26 CALPADS Report 14.1 (Student Absenteeism)  Chronic Absenteeism (>=10% and <20%): 13.09%  Students absent (>20%): 4.97%	
3.7	Middle School Dropout Rates  (State Priority 5C)	Source: 2022-2023 CAPLADS Dropout Rate  Isbell Middle School: 0.002% (2 Students)			Source: 2025-2026 CAPLADS Dropout Rate  Isbell Middle School: 0%	
3.8	High School Dropout Rates  (State Priority 5D)	Source: 2022-2023 CAPLADS Dropout Rate  SPHS: 4.29% RHS: 3.39%			Source: 2025-2026 CAPLADS Dropout Rate  SPHS: 1% RHS: 1%	
3.9	High School Graduation Rates  (State Priority 5E)	Source: 2022-2023 CA Dashboard  ALL: 89.6% EL: 84%			Source: 2025-2026 CA Dashboard  ALL: 93% EL: 89% FY: NA	

Metric #	Metric	Baseline	Year 1 Outcome	Year 2 Outcome	Target for Year 3 Outcome	Current Difference from Baseline
		FY: Student group too small to report HOM: 84.1% LI: 89% SWD: 72.6% HI: 89.6%			HOM: 89% LI: 94% SWD: 76% HI: 94%	
3.10	Student Suspension Rates  (State Priority 6A)	Source: 2022-2023 CA Dashboard  Total percentage of students suspended  ALL: 5% EL: 4.9% FY: Student group too small to report HOM: 6.4% LI: 5.1% SWD: 6.1% HI: 5.8%  Percentage of one suspension events  ALL: 70.6% EL: 70.2% FY: Student group too small to report HOM: 53.8% LI: 70.3% SWD: 57.9% HI: 59.6%  Percentage of multiple suspension events			Source: 2025-2026 CA Dashboard  Total percentage of students suspended  ALL: 3.5% EL: 3.5% FY: NA HOM: 4.5% LI: 3.5% SWD: 4.2% HI: 4%  Percentage of one suspension events  ALL: 49% EL: 49% FY: NA HOM: 38% LI: 49% SWD: 41% HI: 42%  Percentage of multiple suspension events	

Metric #	Metric	Baseline	Year 1 Outcome	Year 2 Outcome	Target for Year 3 Outcome	Current Difference from Baseline
		ALL: 29.4% EL: 29.8% FY: Student group too small to report HOM: 46.2% LI: 29.7% SWD: 42.1% HI: 66.7%			ALL: 21% EL: 21% FY: NA HOM: 32% LI: 21% SWD: 29% HI: 47%	
3.11	Student Expulsion Rates (State Priority 6B)	Source: 2022-2023 DataQuest  ALL: 0.1%			Source: 2025-26 DataQuest  ALL: 0%	
3.12	California Healthy Kids Survey (CHKS) - Student Survey (State Priority 6C)	Source: 2021-22 CHKS  Focus Area 1: Caring Adult Relationships  5th Grade Students: 70% 6th Grade Students: 70% 7th Grade Students: 60% 10th Grade Students: 47% 11th Grade Students: 64%  Focus Area 2: Social Emotional Distress			Source: 2026-27 CHKS  Focus Area 1: Caring Adult Relationships  5th Grade Students: 90% 6th Grade Students: 90% 7th Grade Students: 90% 10th Grade Students: 90% 11th Grade Students: 90%  Focus Area 2: Social Emotional Distress	



Metric #	Metric	Baseline	Year 1 Outcome	Year 2 Outcome	Target for Year 3 Outcome	Current Difference from Baseline
		5th-6th Grade Students: 12%  Middle- & High-School Students: 32%			5th-6th Grade Students: 0%  Middle- & High-School Students: 5%	

## Goal Analysis [2023-24]

An analysis of how this goal was carried out in the previous year.

A description of overall implementation, including any substantive differences in planned actions and actual implementation of these actions, and any relevant challenges and successes experienced with implementation.

Not Applicable.

An explanation of material differences between Budgeted Expenditures and Estimated Actual Expenditures and/or Planned Percentages of Improved Services and Estimated Actual Percentages of Improved Services.

Not Applicable.

A description of the effectiveness or ineffectiveness of the specific actions to date in making progress toward the goal.

Not Applicable.

A description of any changes made to the planned goal, metrics, target outcomes, or actions for the coming year that resulted from reflections on prior practice.

Not Applicable.

## Actions

Action #	Title	Description	Total Funds	Contributing
3.1	P3a. Support Educational Outcomes/Development of Academies	Santa Paula Unified School District (SPUSD) is investing LCAP funds in developing unique Academies across the district to:	\$777,494.16	Yes

Action #	Title	Description	Total Funds	Contributing
	(State Priority 5)	<ul style="list-style-type: none"> <li>• Provide students with focused, engaging learning experiences tailored to their interests and passions in sports, health sciences, visual arts, STEAM, literature, agriculture, and service learning.</li> <li>• Offer specialized programs and curricula that promote critical thinking, creativity, collaboration, and real-world application of knowledge and skills.</li> <li>• Enhance student engagement and motivation by creating learning environments that foster exploration, discovery, and personal growth.</li> <li>• Prepare students for college, careers, and life beyond high school by developing essential 21st-century skills and providing exposure to various career pathways.</li> <li>• Create a sense of belonging and community within each Academy, leading to increased student success and well-being.</li> </ul> <p>By investing in the development of these innovative Academies, SPUSD demonstrates its commitment to providing high-quality, diverse, and relevant educational opportunities that empower students to reach their full potential and thrive in an ever-changing world. (All students including FY, LI, EL, SWD)</p> <p>Differentiated Assistance Focus Area: Academies will incorporate strategies to engage and support homeless students, with a focus on improving their performance in ELA and math, and reducing suspensions - key areas identified through differentiated assistance.</p> <p>Lowest Performing Focus Area: The development and implementation of academies will prioritize addressing the needs of student groups performing in the red. Academies will incorporate targeted strategies to improve ELA and math performance, with a specific focus on supporting English Learners to boost ELPI scores. Career-themed academies will be designed to enhance college/career readiness and improve graduation rates for underperforming groups. Each academy will implement engagement strategies to reduce chronic absenteeism and incorporate positive behavior supports to address high suspension rates. Academic support within the academies will be tailored to address specific skill gaps identified in ELA and math assessments for</p>		

Action #	Title	Description	Total Funds	Contributing
		the lowest-performing student groups.		
3.2	<p>P3b. STEAM TOSA(S)</p> <p>Teachers on Special Assignment</p> <p>(State Priority 5)</p>	<p>Investing LCAP funds in hiring STEAM (Science, Technology, Engineering, Arts, and Mathematics) TOSAs (Teachers on Special Assignment) is a strategic decision that directly supports student learning outcomes and prepares them for success in the 21st-century workforce. STEAM TOSAs bring specialized expertise and innovative teaching practices to schools, enhancing the quality of STEAM education and fostering a culture of inquiry, creativity, and problem-solving.</p> <p>STEAM TOSAs work closely with classroom teachers to integrate STEAM principles across the curriculum, providing professional development, co-teaching opportunities, and resources that enrich student learning experiences. They help design and implement engaging, hands-on projects that challenge students to apply their knowledge and skills in real-world contexts, promoting critical thinking, collaboration, and innovation.</p> <p>By supporting teachers in incorporating cutting-edge technologies and industry-standard practices into their lessons, STEAM TOSAs bridge the gap between the classroom and the rapidly evolving STEAM fields. They ensure that students are exposed to the latest tools, techniques, and ideas, preparing them for future careers in these high-demand sectors.</p> <p>Additionally, STEAM TOSAs play a crucial role in promoting equity and inclusivity in STEAM education. They work to identify and address barriers to participation, develop targeted interventions for underrepresented groups, and create opportunities for all students to engage in authentic STEAM experiences. This commitment to equity helps close achievement gaps and ensures that every student has the opportunity to explore their passions and reach their full potential in STEAM disciplines.</p> <p>Investing in STEAM TOSAs through LCAP funds demonstrates a dedication to providing students with the high-quality, interdisciplinary education they need to thrive in an increasingly complex and technology-driven world. By prioritizing STEAM education and supporting teachers in delivering innovative, engaging instruction, schools can cultivate a new</p>	\$181,134.36	Yes

Action #	Title	Description	Total Funds	Contributing
		<p>generation of creative problem-solvers, critical thinkers, and lifelong learners.</p> <p>(All students including FY, LI, EL, SWD)</p> <p>Differentiated Assistance Focus Area: STEAM TOSAs will receive specialized training on the unique needs of homeless students and develop targeted strategies to support their academic growth in ELA and math. They will create flexible, project-based STEAM curricula that accommodate homeless students' potentially inconsistent attendance patterns, ensuring continuity of learning. TOSAs will collaborate with homeless liaison staff to design hands-on STEAM kits that can be used in various settings, including shelters or temporary housing.</p> <p>Lowest Performing Focus Area: STEAM TOSAs will focus on developing and implementing strategies to support student groups performing in the red in math and ELA. They will create interdisciplinary STEAM projects that integrate literacy and numeracy skills, addressing academic performance gaps while increasing student engagement to reduce chronic absenteeism. For English Learners, STEAM TOSAs will collaborate with ELD specialists to design projects that support language acquisition and improve ELPI scores. At the secondary level, STEAM TOSAs will emphasize college and career connections in their curriculum, supporting improvements in graduation rates and college/career readiness indicators. They will also work with teachers to implement project-based learning approaches that foster positive behavior and reduce suspension rates.</p>		
<b>3.3</b>	<p>P3c. Youth Leadership and Mentoring</p> <p>(State Priorities 5 &amp; 6)</p>	<p>Investing LCAP funds in youth leadership and mentoring programs is a powerful way to support student academic and personal success. These programs provide students with opportunities to develop essential life skills, build strong relationships, and explore their potential as leaders and change makers in their communities.</p>	\$9,920.96	Yes

Action #	Title	Description	Total Funds	Contributing
		<ul style="list-style-type: none"> <li>Youth leadership programs empower students to take ownership of their learning, set ambitious goals, and develop the confidence and resilience needed to overcome challenges. Through workshops, seminars, and hands-on projects, students learn effective communication, collaboration, and problem-solving skills that are crucial for success in school and beyond. By engaging in meaningful leadership experiences, students discover their passions, strengths, and areas for growth, fostering a sense of purpose and motivation to excel.</li> <li>Mentoring programs, on the other hand, connect students with caring adults who provide guidance, support, and encouragement. These relationships offer students a safe space to discuss their aspirations, concerns, and challenges, helping them navigate the complexities of adolescence and build a strong foundation for future success. Mentors serve as positive role models, inspiring students to set high expectations for themselves and work towards achieving their goals.</li> </ul> <p>Youth leadership and mentoring programs contribute to a positive school climate and culture. By cultivating a sense of belonging, empowerment, and shared responsibility, these programs foster a supportive environment where all students feel valued and encouraged to reach their full potential. This inclusive and nurturing atmosphere has a ripple effect, leading to improved attendance, academic performance, and overall student well-being.</p> <p>Investing in youth leadership and mentoring programs through LCAP funds demonstrates a commitment to the holistic development of students, recognizing that their success extends beyond academic achievement. By providing students with the tools, experiences, and support they need to thrive as leaders and engaged community members, schools can help create a brighter, more equitable future for all.</p> <p>(All students including FY, LI, EL, SWD)</p> <p>Differentiated Assistance Focus Area: PBIS implementation will focus on reducing suspension rates for homeless</p>		

Action #	Title	Description	Total Funds	Contributing
		<p>students, addressing a critical area identified through differentiated assistance.</p> <p>Lowest Performing Focus Area:  Youth leadership and mentoring programs will be expanded and tailored to support student groups performing in the red. These programs will incorporate academic components focused on ELA and math skills, with peer tutoring elements to support improvement in these areas. For English Learners, leadership activities will be designed to promote language use and acquisition, supporting ELPI score improvement. Mentoring relationships will focus on improving attendance and reducing chronic absenteeism through consistent check-ins and support. The programs will also emphasize positive behavior strategies to address high suspension rates. At the high school level, leadership and mentoring activities will have a strong focus on college and career exploration, supporting improvements in graduation rates and college/career readiness indicators. Peer mentors will be trained to support fellow students in academic goal-setting and progress monitoring across all identified areas of need.</p>		
3.4	P3d. Restorative Justice  (State Priority 6)	<p>Santa Paula Unified School District (SPUSD) is allocating LCAP funds to support the implementation of Restorative Justice/Practices across the district. (All students including FY, LI, EL, SWD)</p> <p>This investment is crucial for:</p> <ul style="list-style-type: none"> <li>• Fostering a positive school climate: Restorative practices focus on building strong, trusting relationships within the school community, leading to a more supportive and inclusive learning environment.</li> <li>• Promoting social-emotional learning: Through restorative circles and dialogues, students develop empathy, communication skills, and conflict resolution abilities, which are essential for their personal growth and future success.</li> <li>• Reducing disciplinary issues: By addressing the root causes of misbehavior and promoting accountability and responsibility,</li> </ul>	\$110,955.96	Yes

Action #	Title	Description	Total Funds	Contributing
		<p>restorative practices help decrease disciplinary incidents and keep students engaged in learning.</p> <ul style="list-style-type: none"> <li>Addressing equity concerns: Restorative justice aims to eliminate disproportionality in discipline by providing fair, unbiased, and culturally responsive approaches to conflict resolution and student support.</li> <li>Improving student attendance and academic success: When students feel valued, heard, and supported through restorative practices, they are more likely to attend school regularly and engage in their learning, leading to better academic outcomes.</li> </ul> <p>SPUSD is demonstrating its commitment to creating a safe, inclusive, and nurturing learning environment that supports the social-emotional well-being and academic success of all students by investing in Restorative Justice/Practices</p>		
<b>3.5</b>	<p>P3e. Positive Behavior and Intervention Supports-PBIS</p> <p>(State Priority 6)</p>	<p>Santa Paula Unified School District (SPUSD) is allocating LCAP funds to support the implementation of Positive Behavioral Interventions and Supports (PBIS) across the district. (All students including FY, LI, EL, SWD)</p> <p>This investment is essential for:</p> <ul style="list-style-type: none"> <li>Promoting a positive school culture: PBIS focuses on establishing clear expectations, recognizing positive behaviors, and creating a supportive learning environment that fosters student success and well-being.</li> <li>Providing targeted interventions: Through a multi-tiered system of support, PBIS enables schools to identify and address the unique needs of students who require additional behavioral or academic interventions.</li> <li>Enhancing social-emotional learning: PBIS incorporates strategies that teach and reinforce social-emotional skills, such as self-awareness, self-management, and responsible decision-making, which are crucial for student development.</li> </ul>	\$15,000.00	Yes

Action #	Title	Description	Total Funds	Contributing
		<ul style="list-style-type: none"> <li>Reducing disciplinary incidents: By proactively addressing behavioral concerns and providing positive support, PBIS helps decrease disciplinary referrals, suspensions, and expulsions, keeping students in the classroom and engaged in learning.</li> <li>Improving academic outcomes: When students feel supported and engaged in a positive learning environment, they are more likely to attend school regularly, participate actively in class, and achieve better academic results.</li> </ul> <p>SPUSD is demonstrating its commitment to creating a nurturing, inclusive, and equitable learning environment that supports the social-emotional and academic growth of all students, ultimately leading to improved student outcomes and success by investing in PBIS.</p> <p>Differentiated Assistance Focus Area: The PBIS framework will be enhanced to address the needs of homeless students, as identified through differentiated assistance. Staff will receive additional training on trauma-informed PBIS practices that are sensitive to the unique challenges faced by homeless students. The PBIS team will develop targeted interventions to reduce suspension rates for homeless students, focusing on understanding and addressing the root causes of behavioral issues related to homelessness. The framework will include strategies for creating a sense of stability and belonging for homeless students within the school environment, which can indirectly support improved attendance and academic performance in ELA and math. PBIS rewards and recognition systems will be adapted to be inclusive and accessible for homeless students, encouraging positive behaviors and academic engagement.</p> <p>Lowest Performing Focus Area: Efforts to improve A-G completion will focus on student groups performing in the red for college/career readiness, with targeted support and monitoring.</p>		
<b>3.6</b>	P3f. Counselors/Mental Health Support	SPUSD is allocating LCAP funds to support Mental Health Services across the district. This investment is crucial for addressing students' growing mental health needs and promoting their overall well-being. By providing	\$2,221,401.51	Yes



Action #	Title	Description	Total Funds	Contributing
	(State Priority 6)	<p>comprehensive mental health support, SPUSD will create a nurturing and inclusive learning environment that fosters resilience, emotional growth, and academic success. Mental health professionals, such as school counselors, psychologists, and social workers, will work collaboratively with students, families, and staff to identify and address mental health concerns, provide targeted interventions, and promote social-emotional learning. Through individual and group counseling, crisis intervention, and preventative programs, students will receive the support they need to navigate challenges, build coping skills, and develop healthy relationships. By prioritizing mental health support, SPUSD recognizes the direct link between emotional well-being and academic achievement, as students who feel supported and emotionally secure are more likely to attend school regularly, engage in learning, and reach their full potential. Investing in mental health services demonstrates SPUSD's commitment to the holistic development of every student and ensures that they have the resources and support necessary to thrive both in and out of the classroom. (All students including FY, LI, EL, SWD)</p> <p>Differentiated Assistance Focus Area: Counselors will provide targeted academic and social-emotional support for homeless students to improve attendance, reduce suspensions, and boost academic achievement in ELA and math - key areas identified through differentiated assistance.</p> <p>Lowest Performing Focus Area: Counselors will provide targeted support to address chronic absenteeism, improve graduation rates, and enhance college/career readiness for student groups performing in the red in these areas.</p>		
<b>3.7</b>	<p>P3g. School Psychologists</p> <p>(State Priority 6)</p>	<p>SPUSD is allocating LCAP funds to support school psychologists in providing comprehensive evaluations, services, and support for students with disabilities or suspected disabilities. School psychologists are essential members of the special education team, playing a critical role in identifying, assessing, and supporting students with unique learning, behavioral, and emotional needs. By investing in school psychologists, SPUSD ensures that students with disabilities receive the necessary</p>	\$0.00	No

Action #	Title	Description	Total Funds	Contributing
		evaluations and services to develop and thrive academically, socially, and emotionally. School psychologists conduct comprehensive psychoeducational assessments to identify students' strengths and needs, determine eligibility for special education services, and develop individualized education programs (IEPs) in collaboration with parents, teachers, and other specialists. They also provide ongoing support and consultation to ensure that students with disabilities receive appropriate accommodations, modifications, and interventions to access the curriculum and make meaningful progress in their learning. Furthermore, school psychologists offer counseling and behavioral support to help students with disabilities develop coping strategies, social skills, and self-advocacy abilities, promoting their overall well-being and success. By allocating LCAP funds to support school psychologists in their vital role within special education, SPUSD demonstrates its commitment to providing equitable, inclusive, and high-quality services to students with disabilities, ensuring that every student has the opportunity to reach their full potential and achieve success.		
<b>3.8</b>	P3h. Support Teen Parents  (State Priority 5)	<p>SPUSD is allocating LCAP funds to support teen parents by providing essential childcare services, enabling them to continue their education and work towards graduation. Teen parents often face significant barriers to completing their high school education due to the challenges of balancing parental responsibilities with academic demands. By investing in childcare services, SPUSD demonstrates its commitment to ensuring that all students, including teen parents, have equal access to educational opportunities and the support they need to succeed. Providing reliable, high-quality childcare allows teen parents to attend classes and focus on their studies without the stress of finding appropriate care for their children. This support increases the likelihood of teen parents graduating from high school and promotes their overall well-being and future success. By offering childcare services, SPUSD fosters a supportive and inclusive school environment that acknowledges the unique challenges faced by teen parents and provides them with the resources they need to thrive. (All students including FY, LI, EL, SWD)</p> <p>Lowest Performing Focus Area:</p>	\$25,000.00	Yes

Action #	Title	Description	Total Funds	Contributing
		Childcare services will be provided to ensure teen parents are able to attend school and improve attendance, and enhance academic achievement in ELA and math - key areas identified through differentiated assistance.		
<b>3.9</b>	P3i Parent Involvement  (State Priority 3)	SPUSD is allocating LCAP funds to support and increase parent involvement. Research has consistently shown that strong parent engagement is a key factor in student success, leading to improved academic performance, better attendance, and increased motivation. By investing in initiatives that foster parent involvement, SPUSD demonstrates its commitment to creating a partnership between schools and families, recognizing that education is a shared responsibility. LCAP funds will be used to provide various opportunities for parents to actively participate in their children's learning, such as parent workshops, training sessions, and family engagement events. These programs will equip parents with the knowledge, skills, and resources they need to support their children's academic and social-emotional development. (All students including FY, LI, EL, SWD.	\$25,000.00	Yes
<b>3.10</b>	P3j. District Communication  (State Priority 3)	SPUSD will use LCAP funds to improve communication channels between schools and families, ensuring parents can access timely and relevant information about their children's progress, school events, and available support services. By breaking down barriers to parent involvement and creating a welcoming and inclusive school environment, SPUSD aims to increase parent participation in decision-making processes, such as school site councils and parent advisory committees, giving them a voice in shaping their children's educational experience. Investing in parent involvement through improved district communication benefits students and families and strengthens the entire school community, fostering a culture of collaboration, trust, and shared responsibility for student success. (All students including FY, LI, EL, SWD)	\$132,676.67	Yes

Action #	Title	Description	Total Funds	Contributing
3.11	<p>P3k. Development of MTSS, Multi-Tiered System of Supports</p> <p>(State Priorities 5 &amp; 6)</p>	<p>SPUSD will use LCAP funds to develop and implement a Multi-Tiered System of Supports (MTSS) framework as it directly aligns with the LCAP's primary goals of improving student outcomes, closing achievement gaps, and ensuring equity for all students. MTSS is a comprehensive, evidence-based approach that integrates academic, behavioral, and social-emotional support to meet the diverse needs of all students. (All students including FY, LI, EL, SWD)</p> <p>The investment in MTSS will:</p> <ul style="list-style-type: none"> <li>• Enhance academic achievement by providing targeted interventions and support at different intensity levels.</li> <li>• Improve school climate and student engagement by promoting positive behavior and addressing social-emotional learning needs.</li> <li>• Reduce achievement gaps by ensuring that all students, including those from underserved populations, receive appropriate support.</li> <li>• Increase efficiency in resource allocation by using data-driven decision-making to promptly identify and address student needs.</li> </ul> <p>Implementing MTSS will help SPUSD meet the LCAP's requirements for improving student outcomes, engaging educational partners, and ensuring accountability. By allocating funds to develop and sustain an MTSS framework, the district will create a more equitable and inclusive learning environment that supports the success of all students.</p> <p>Differentiated Assistance Focus Area: The MTSS framework will include specific tiers of support for homeless students in academics, behavior, and attendance, directly addressing areas flagged for differentiated assistance.</p> <p>Lowest Performing Focus Area: The MTSS framework will include specific tiers of support addressing all areas where student groups are performing in the red: ELA, math, ELPI, suspension rates, chronic absenteeism, graduation rates, and college/career readiness.</p>	\$10,000.00	Yes

# Goals and Actions

## Goal

Goal #	Description	Type of Goal
4	The Santa Paula Unified School District will ensure equitable conditions of learning for all students by recruiting and retaining highly qualified and diverse staff, maintaining safe and modern facilities and equipment, providing access to comprehensive, rigorous, and standards-aligned curriculum and instructional materials, and regularly assessing and addressing disparities in educational resources and opportunities.	Broad Goal

State Priorities addressed by this goal.

Priority 1: Basic (Conditions of Learning) Priority 2: State Standards (Conditions of Learning) Priority 7: Course Access (Conditions of Learning)
--

An explanation of why the LEA has developed this goal.

<p>The Santa Paula Unified School District developed Goal 4, recognizing the critical role of equitable learning conditions in ensuring all students' success, regardless of their background or circumstances. The district is focused on creating an inclusive and supportive educational environment that promotes academic achievement and personal growth for every student by focusing on several key areas.</p> <p>The Educational Partners highlighted the following components of the goal:</p> <p>1. HIGHLY QUALIFIED AND DIVERSE STAFF: Having highly qualified teachers and staff members who reflect the diversity of the student population can positively impact student engagement, motivation, and academic performance. By recruiting and retaining such staff, SPUSD demonstrates its commitment to providing students with role models and mentors who can relate to their experiences and support their learning and development.</p> <p>2. SAFE AND MODERN FACILITIES AND EQUIPMENT: A safe and modern learning environment is essential for student well-being and academic success. By maintaining and upgrading its facilities and equipment, SPUSD ensures that students have access to the resources they need to learn effectively and that they feel secure and comfortable in their surroundings.</p> <p>3. COMPREHENSIVE, RIGOROUS, AND STANDARDS-ALIGNED CURRICULUM AND INSTRUCTIONAL MATERIALS: Providing students with a well-rounded, challenging curriculum that aligns with state and national standards is crucial for preparing them for success in college, careers, and life. By ensuring that all students have access to high-quality instructional materials, SPUSD demonstrates its commitment to equity and excellence in education.</p> <p>4. REGULAR ASSESSMENT AND ADDRESSING OF DISPARITIES IN EDUCATIONAL RESOURCES AND OPPORTUNITIES:</p>
---

Recognizing that disparities in educational resources and opportunities can significantly impact student outcomes, SPUSD has made it a priority to regularly assess and address these disparities. By doing so, the district can identify areas where additional support or resources may be needed and take action to ensure that all students have the tools and opportunities they need to succeed.

SPUSD has selected goal 4I to demonstrate its commitment to creating an equitable and inclusive educational environment that supports the success of all students. By focusing on key areas such as staff quality and diversity, facilities and equipment, curriculum and instructional materials, and the assessment and addressing of disparities, the district aims to provide every student with the resources and opportunities they need to thrive academically and personally.

## Measuring and Reporting Results

Metric #	Metric	Baseline	Year 1 Outcome	Year 2 Outcome	Target for Year 3 Outcome	Current Difference from Baseline
4.1	Fully credentialed and appropriately assigned teachers  (Priority 1A)	Source: 2022-23 CA Dashboard Local Indicators Report  Clear Teaching Credential: Percentage of teachers teaching full-time: 89.5%  Comparison to Statewide Average: Above			Source: 2025-26 CA Dashboard Local Indicators Report  Clear Teaching Credential: Percentage of teachers teaching full-time: 100%  Comparison to Statewide Average: Above	
4.2	Student access to standards-aligned instructional materials  Percent of students WITHOUT access to their own copies of standards-aligned instructional materials for	Source: 2022-23 CA Dashboard Local Indicators  ALL: 0%			Source: 2025-2026 CA Dashboard Local Indicators  ALL: 0%	

Metric #	Metric	Baseline	Year 1 Outcome	Year 2 Outcome	Target for Year 3 Outcome	Current Difference from Baseline
	use at school and at home  (State Priority 1B)					
4.3	Facilities in Good Repair–Facilities Inspection Tool  Instances where facilities do not meet the “Good Repair” standard  (State Priority 1C)	Source: 2022-23 CA Dashboard Local Indicators  Deficiencies and Extreme Deficiencies: 0			Source: 2025-2026 CA Dashboard Local Indicators  Deficiencies and Extreme Deficiencies: 0	
4.4	Implementation of the academic content and performance standards adopted by the State Board  Rating Scale (lowest to highest): 1 - Exploration and Research Phase 2 - Beginning Development 3 - Initial Implementation 4 - Full Implementation 5 - Full Implementation and Sustainability  (State Priority 2A & 2B)	Source: 2022-2023, CA Dashboard Local Indicators  Standards & Rating ELA-CCSS: 5 ELD (Aligned to ELA): 4 Mathematics-CCSS: 5 Next Generation Science Standards: 4 History-Social Science: 4 Career Technical Education: 3 Health Education Content Standards: 3 Physical Education Model Content Standards: 4			Source: 2025-2026, CA Dashboard Local Indicators  Standards & Rating ELA-CCSS: 5 ELD (Aligned to ELA): 5 Mathematics-CCSS: 5 Next Generation Science Standards: 5 History-Social Science: 5 Career Technical Education: 5	

Metric #	Metric	Baseline	Year 1 Outcome	Year 2 Outcome	Target for Year 3 Outcome	Current Difference from Baseline
		<p>Visual and Performing Arts: 3 World Language: 1</p> <p>Professional Development, Instructional Materials, Policy &amp; Program Support: Majority of areas in 4, with Next Generation Science Standards in 3</p> <p>Engagement of School Leadership: Identifying professional learning needs of teachers/staff as a whole: 3</p> <p>Identifying professional learning needs of individual teachers: 3</p> <p>Providing support for teachers on standards not yet mastered: 3</p>			<p>Health Education Content Standards: 5 Physical Education Model Content Standards: 5 Visual and Performing Arts: 5 World Language: 3</p> <p>Professional Development, Instructional Materials, Policy &amp; Program Support: Majority of areas in 4 and 5</p> <p>Engagement of School Leadership: Identifying professional learning needs of teachers/staff as a whole: 5</p> <p>Identifying professional learning needs of individual teachers: 5</p> <p>Providing support for teachers on standards not yet mastered: 5</p>	



Metric #	Metric	Baseline	Year 1 Outcome	Year 2 Outcome	Target for Year 3 Outcome	Current Difference from Baseline

## Goal Analysis [2023-24]

An analysis of how this goal was carried out in the previous year.

A description of overall implementation, including any substantive differences in planned actions and actual implementation of these actions, and any relevant challenges and successes experienced with implementation.

Not Applicable.

An explanation of material differences between Budgeted Expenditures and Estimated Actual Expenditures and/or Planned Percentages of Improved Services and Estimated Actual Percentages of Improved Services.

Not Applicable.

A description of the effectiveness or ineffectiveness of the specific actions to date in making progress toward the goal.

Not Applicable.

A description of any changes made to the planned goal, metrics, target outcomes, or actions for the coming year that resulted from reflections on prior practice.

Not Applicable.

## Actions

Action #	Title	Description	Total Funds	Contributing
4.1	P4a. Smaller Class Sizes  PRIORITY 1	Reducing class sizes, particularly in the early grades, is a key strategy funded through our LCAP. By providing more individualized attention, improving classroom management, and increasing student engagement, smaller class sizes can lead to better academic outcomes. This approach is especially important for closing achievement gaps and promoting educational equity among our high-needs students, including those from low-income families, English language learners, and foster youth. While significant costs are associated with class size reduction, SPUSD believes	\$500,000.00	Yes

Action #	Title	Description	Total Funds	Contributing
		<p>this investment is essential to support the success of all our students. (All students including FY, LI, EL, SWD)</p> <p>Differentiated Assistance Focus Area: Smaller class sizes will allow for more individualized attention, particularly benefiting homeless students in ELA and math instruction, which are areas of focus identified through differentiated assistance.</p> <p>Lowest Performing Focus Area: Smaller class sizes will allow for more individualized attention, particularly benefiting student groups performing in the red. This approach will enable teachers to provide targeted support in ELA and math, and address language needs to improve ELPI scores, implement behavior management strategies to reduce suspensions, and offer personalized interventions to improve attendance and reduce chronic absenteeism. At the secondary level, smaller classes will facilitate more intensive support for graduation preparation and college/career readiness activities.</p>		
<b>4.2</b>	<p>P4b. Technology Equipment</p> <p>PRIORITY 1</p>	<p>Investing in technology is a critical component of our LCAP, ensuring that all students have access to the tools and resources necessary for a modern education. By consistently replacing Chromebooks and other essential equipment, we enable our teachers to integrate technology seamlessly into their instruction, enhance student engagement, and develop crucial digital literacy skills. This ongoing investment in technology helps close the digital divide, particularly for our high-needs students and prepares all learners for success in an increasingly technology-driven world. Although maintaining and updating technology requires significant resources, SPUSD believes it is a vital use of LCAP funds to support equitable access to high-quality teaching and learning experiences for all students. (All students including FY, LI, EL, SWD)</p>	\$500,000.00	Yes
<b>4.3</b>	<p>P4c. Technology Infrastructure</p> <p>PRIORITY 1</p>	<p>Santa Paula Unified School District (SPUSD) is investing in technology infrastructure through LCAP funding for several key reasons:</p> <p>SPUSD is committed to ensuring equitable access to digital resources and</p>	\$150,000.00	Yes

Action #	Title	Description	Total Funds	Contributing
		<p>online learning platforms for all students, effectively closing the digital divide within the district. By investing in technology infrastructure, SPUSD aims to help students develop crucial 21st-century skills such as digital literacy, critical thinking, and collaboration, preparing them for future success.</p> <ul style="list-style-type: none"> <li>• SPUSD recognizes the importance of personalized learning and is using LCAP funds to enable tailored learning experiences that cater to individual student needs and learning styles.\ The district is expanding learning opportunities beyond the traditional classroom setting by investing in technology that facilitates access to online courses and virtual collaborations.</li> <li>• SPUSD is dedicated to improving efficiency and effectiveness within the district. By allocating LCAP funds to technology infrastructure, the district can streamline processes and facilitate data-driven decision-making.</li> </ul> <p>Through this strategic investment in technology infrastructure, SPUSD is empowering students with the tools and skills necessary to succeed in a digital world while simultaneously enhancing the overall quality of education within the district. (All students including FY, LI, EL, SWD)</p>		
4.4	<p>P4d. Computer Technician Staff</p> <p>PRIORITY 1</p>	<p>Allocating LCAP funds for computer technician staff is essential to support our district's technology infrastructure and ensure that our investments in devices and software are effectively maintained and utilized. Our computer technicians play a vital role in troubleshooting issues, providing technical support to teachers and students, and ensuring that our technology remains up-to-date and functional. By dedicating LCAP resources to this skilled staff, we can minimize disruptions to learning caused by technical problems, enable teachers to focus on instruction rather than technology management, and ultimately maximize the impact of our technology investments on student outcomes. Funding computer technician positions through the LCAP demonstrates our commitment to providing all students, particularly those with the greatest needs, with reliable access to the technology tools and support necessary for their academic success. (All students including FY, LI, EL, SWD)</p>	\$717,398.70	Yes

Action #	Title	Description	Total Funds	Contributing
		<p>Differentiated Assistance Focus Area: Computer technicians will ensure homeless students have reliable access to technology for academic support in ELA and math, areas identified for improvement through differentiated assistance.</p> <p>Lowest Performing Focus Area: Computer technicians will ensure that student groups performing in the red have reliable access to technology for academic support in ELA and math. They will also support the implementation of language learning software to boost ELPI scores for English Learners. Technicians will assist in setting up attendance tracking systems to address chronic absenteeism and support online credit recovery programs to improve graduation rates. They will also ensure access to college and career exploration platforms to enhance college/career readiness.</p>		
<b>4.5</b>	P4e. Prep Periods  PRIORITY 7	Our SPUSD schools serve many high-needs students, including low-income English learners and foster youth. Allocating LCAP supplemental and concentration grant funds toward additional teacher prep periods will directly support improved outcomes for these students by providing teachers more time for individualized lesson planning tailored to student needs, data analysis to identify learning gaps and monitor progress, collaboration, and professional development-focused on high-needs students, and communication with families of at-risk students. This strategic investment aligns with LCAP's priorities of improving educational experiences and closing achievement gaps for our most vulnerable student populations. (All students including FY, LI, EL, SWD)	\$421,492.17	Yes
<b>4.6</b>	P4f. Administrative Support  PRIORITY 1	The Santa Paula Unified School District is allocating LCAP funds to hire assistant principals at several schools. This decision is based on the schools' size, complexity, and need for enhanced instructional leadership, student support services, family/community engagement, and a positive school climate. The additional administrative support is expected to improve student outcomes across the district. (All students including FY, LI, EL, SWD)	\$203,243.99	Yes

Action #	Title	Description	Total Funds	Contributing
4.7	P4g. Athletic Trainer  PRIORITY 1	SPUSD funds an athletic trainer through LCAP, aligning with the District's commitment to holistic student well-being and academic success. By providing professional healthcare support for student athletes, we ensure their physical safety during sporting activities, reduce the risk of injuries, and facilitate timely and effective management of any health concerns. A dedicated athletic trainer not only enhances the overall quality of our athletic programs but also promotes equity by ensuring that all students, regardless of their socioeconomic background or athletic ability, have access to essential healthcare services. This investment not only supports the health and safety of our students but also contributes to a positive school environment conducive to learning and achievement. (All students including FY, LI, EL, SWD)	\$154,088.98	Yes
4.8	P4h. Transportation: Athletic Events  PRIORITY 1	<p>Santa Paula Unified School District (SPUSD) is allocating LCAP funds to cover the significant increase in transportation costs for athletic events. This investment is essential for:</p> <ul style="list-style-type: none"> <li>• Maintaining student participation: With transportation costs having more than doubled, providing funding ensures that student-athletes can continue to participate in away games and tournaments without financial constraints.</li> <li>• Ensuring fair competition: By covering the increased transportation expenses, SPUSD enables its teams to compete on a level playing field.</li> <li>• Supporting student growth: Participation in athletics contributes to students' physical, mental, and social development, and this funding ensures that these opportunities remain accessible to all student-athletes.</li> <li>• Preserving athletic programs: This investment helps maintain the integrity and diversity of SPUSD's athletic offerings.</li> </ul> <p>By investing LCAP funds in transportation for athletic events, SPUSD demonstrates its commitment to supporting student-athletes and ensuring they can continue to participate and compete despite the rising costs. (All students including FY, LI, EL, SWD)</p>	\$450,000.00	Yes

Action #	Title	Description	Total Funds	Contributing
<b>4.9</b>	P4i. Athletic Director  PRIORITY 1	The Santa Paula Unified School District (SPUSD) is allocating LCAP funds to provide an Athletic Director position at the high school level. This investment is essential for ensuring the smooth operation of athletic programs by overseeing the planning, organization, and administration of all high school sports. Additionally, the athletic director serves as a liaison between coaches, athletes, parents, and school administration, facilitating clear communication and coordination of athletic events, practices, and policies. Furthermore, the athletic director ensures that all sports programs adhere to district, state, and national regulations, prioritizing the safety and well-being of student-athletes. The athletic director also helps foster a strong connection between the school and the community by organizing and promoting athletic events, leading to increased support and participation. Finally, the athletic director collaborates with coaches and teachers to monitor student-athletes' academic progress and provide support to ensure their success in athletics and academics. By investing LCAP funds in an Athletic Director position, SPUSD demonstrates its commitment to providing a well-rounded educational experience, promoting student well-being, and fostering a strong athletic program that benefits the entire school community. (All students including FY, LI, EL, SWD)	\$66,669.57	Yes
<b>4.10</b>	P4j. Office Assistant Support  PRIORITY 1	The Santa Paula Unified School District (SPUSD) is allocating LCAP funds to provide additional Office Assistant support in school front offices. This investment is crucial for enhancing parent and community engagement, as an additional office staff member ensures that parents and the community receive prompt, attentive, and efficient service when interacting with the school. Furthermore, by hiring a bilingual Office Assistant, SPUSD improves communication and accessibility for non-English speaking parents, ensuring they feel welcome and well-informed about their child's education. The extra support also allows for a more efficient distribution of administrative tasks, enabling office staff to focus on providing better service to parents and the community. Additionally, a well-staffed front office creates a positive first impression and a welcoming atmosphere, encouraging parents and the community to engage more actively with the school. Ultimately, the added support improves overall school operations,	\$1,298,077.66	Yes

Action #	Title	Description	Total Funds	Contributing
		contributing to the smooth running of the school and benefiting students, staff, and families. By investing LCAP funds in Office Assistant support, SPUSD demonstrates its commitment to providing excellent service, improving bilingual accessibility, and fostering strong partnerships with parents and the community. (All students including FY, LI, EL, SWD)		
<b>4.11</b>	P4k. Childcare and Interpretation Services  PRIORITY 1	<p>Santa Paula Unified School District (SPUSD) invests LCAP funds to provide childcare and interpretation services for district and school events requiring parent/guardian attendance. (All students including FY, LI, EL, SWD)</p> <p>This investment is essential for:</p> <ul style="list-style-type: none"> <li>Increasing parent engagement: By offering these services, SPUSD removes barriers that may prevent parents from attending essential school events, encouraging more significant involvement in their children's education.</li> </ul> <p>Promoting equity and inclusion: Interpretation services ensure that non-English-speaking parents can fully participate in school events, creating a more inclusive school community.</p> <ul style="list-style-type: none"> <li>Enhancing communication: Interpretation services enable effective communication between the district, schools, and parents, regardless of language barriers.</li> </ul> <p>Fostering stronger school-home partnerships: SPUSD strengthens the relationship between schools and families by supporting parent attendance and participation.</p> <ul style="list-style-type: none"> <li>Supporting student success: Increased parent involvement, facilitated by these services, has positively impacted student achievement and overall success.</li> </ul>	\$10,000.00	Yes
<b>4.12</b>	P4I. District Safety Support  PRIORITY1	Allocating LCAP funds to employ Campus Safety Supervisors is a strategic investment in fostering a secure and conducive learning environment for all students. By having dedicated personnel responsible for campus safety, we prioritize our student body's physical and emotional well-being. Campus Safety Supervisors play a vital role in preventing and addressing potential	\$1,194,173.66	Yes



Action #	Title	Description	Total Funds	Contributing
		<p>safety concerns, including incidents of bullying, harassment, or violence, thereby promoting a culture of respect and inclusivity within our school community. Their presence contributes to a sense of security among students, staff, and parents, ultimately enhancing overall student attendance, engagement, and academic achievement. Moreover, employing Campus Safety Supervisors ensures equitable access to a safe learning environment for all students, regardless of their background or circumstances. Utilizing LCAP funds to fund Campus Safety Supervisors aligns with our commitment to providing a nurturing and supportive educational experience that enables every student to thrive. (All students including FY, LI, EL, SWD)</p> <p>Differentiated Assistance Focus Area: Campus safety supervisors will receive training on working with all students including homeless students to reduce disciplinary incidents and improve school climate, addressing suspension rates identified through differentiated assistance.</p> <p>Lowest Performing Focus Area: Campus safety supervisors will receive comprehensive training on working with student groups performing in the red. This training will include strategies to create a positive school climate that supports academic engagement in ELA and math, techniques for de-escalation to reduce suspension rates, and methods to encourage regular attendance to address chronic absenteeism. They will also be trained to recognize and support students at risk of not graduating, connecting them with appropriate resources.</p>		
<b>4.13</b>	<p>P4m. School Safety Measures</p> <p>PRIORITY 1</p>	<p>Investing LCAP funds in school safety measures is a critical decision that directly supports all students' physical, emotional, and intellectual well-being, particularly those most vulnerable, such as English Learners, Foster Youth, and Low-Income students. By prioritizing school safety, we create a secure and nurturing environment that enables students to focus on their learning and personal growth without the distractions or fears associated with potential safety concerns. A comprehensive school safety approach, including implementing effective security measures, developing robust emergency response plans, and providing training for staff and students, ensures that our campuses are well-prepared to prevent and respond to</p>	\$125,000.00	Yes



Action #	Title	Description	Total Funds	Contributing
		any potential threats or incidents. Moreover, by fostering a culture of safety and inclusivity, we promote a positive school climate that encourages student attendance, engagement, and academic success. Investing in school safety through LCAP funds demonstrates our unwavering commitment to providing an equitable, supportive, and high-quality educational experience for all students, empowering them to reach their full potential in a secure and caring environment. (All students including FY, LI, EL, SWD)		
<b>4.14</b>	P4n. Custodial Staff  PRIORITY 1	SPUSD's investment in custodial staff provides several benefits that align with our commitment to student health, safety, and academic achievement. By ensuring cleanliness and reducing the spread of germs, custodial staff support student well-being and attendance, promoting health and hygiene. They also play a vital role in enhancing safety by addressing hazards promptly, contributing to accident prevention, and allowing students to focus on learning. Furthermore, funding custodial staff through LCAP supports equity and inclusion, ensuring all students have access to clean facilities, regardless of their background. A well-maintained school facilitates positive learning environments, fostering a positive atmosphere that enhances student engagement and academic success. (All students including FY, LI, EL, SWD)	\$424,935.06	Yes
<b>4.15</b>	P4o. Quality School Facilities/Deferred Maintenance  PRIORITY 1	<p>SPUSD is allocating funds to schools for the innovation of collaborative spaces, media centers, classrooms, STEAM labs, and other innovative labs. This ensures equity in instructional environments and materials for all students. (All students including FY, LI, EL, SWD)</p> <p>The funding includes:</p> <p>3.5.A) Innovative furniture: Providing modern, flexible furniture enhances learning spaces and promotes collaboration.</p> <p>3.5.B) Deferred maintenance: Setting aside funds to maintain facilities in good repair, ensuring a safe and conducive learning environment.</p>	\$300,000.00	Yes

Action #	Title	Description	Total Funds	Contributing
		SPUSD will create engaging, equitable, and well-maintained learning spaces that support student success and achievement.		
<b>4.16</b>	P4p. Health Service Specialist  PRIORITY 1	<p>Utilizing LCAP funds to finance Health Services Specialists has proven beneficial for SPUSD. The district has significantly enhanced health and wellness initiatives by ensuring their presence across all school sites. These specialists are pivotal in promoting a healthier environment and supporting the well-being of students, parents, and staff members. Their consistent presence contributes to the overall quality of health services, aligning with SPUSD's commitment to prioritizing the holistic well-being of its educational community. (All students including FY, LI, EL, SWD)</p> <p>Differentiated Assistance Focus Area: Health Service Specialists will prioritize support for homeless students, address health-related barriers to attendance and academic performance, and contribute to improvements in areas identified through differentiated assistance.</p> <p>Lowest Performing Focus Area: Health Service Specialists will prioritize support for student groups performing in the red, addressing health-related barriers to academic success. They will implement targeted health interventions to improve attendance and reduce chronic absenteeism. They will also provide health education that supports students' ability to engage in ELA and math instruction and offer language-appropriate health services to support ELPI improvement. For older students, they will focus on health issues that may impact graduation rates and provide health-related college and career readiness information.</p>	\$550,386.51	Yes
<b>4.17</b>	P4q. Senior Accountant  PRIORITY 1	The Santa Paula Unified School District identified a need for the Senior Accountant position to provide additional support for administrators to better understand their school site budgets. The Senior Accountant position oversees financial operations and reporting for the district. Manages budgets, prepares financial statements, and ensures compliance with regulations. Supervises accounting staff and collaborates with administrators.	\$73,635.41	Yes

Action #	Title	Description	Total Funds	Contributing
<b>4.18</b>	Recruitment and Staffing  PRIORITY 2	The Santa Paula Unified Human Resources Department will continue effectively recruiting and retaining highly qualified educators and staff, including District Office leadership, reflecting the diversity of our school communities to promote academic student achievement and increased postsecondary student opportunities.	\$0.00	No
<b>4.19</b>	Provide Beginning Teacher Support  PRIORITY 2	The Santa Paula Unified School District's Teacher Induction Program supports candidate teachers' professional growth and development aligned with the California Standards for the Teaching Profession (CSTP). The program offers personalized mentorship, student data analysis, and surveys to monitor progress and effectiveness. Key performance indicators include retention rate and educational partner satisfaction, which contribute to developing a highly skilled and equitable teaching workforce that supports all students' academic success.	\$0.00	No
<b>4.20</b>	Provide Student Access to Standards-Aligned Instructional Materials  PRIORITY 7	SPUSD demonstrates its commitment to student success by providing access to essential resources and additional support. This encompasses the purchase and adoption of state-adopted textbooks and instructional materials for all students in grades K-8 and Board-approved materials for grades 9-12. The district also establishes reserves to ensure the availability of funds for future purchases. Furthermore, SPUSD offers courses specifically designed for credit recovery, enabling students to catch up on missed or failed coursework. By ensuring access to standards-aligned resources, providing individual attention, offering detailed feedback and coaching, and creating credit recovery opportunities, SPUSD directly benefits and supports the needs of all students, ultimately contributing to the closure of the achievement gap.	\$0.00	No

# Goals and Actions

## Goal

Goal #	Description	Type of Goal
5	By the end of the 2026-27 school year, Renaissance High School will increase its student stability rate to 80%, with a particular focus on improving academic, social-emotional, and behavioral outcomes for low-income students.	Equity Multiplier Focus Goal

State Priorities addressed by this goal.

Priority 4: Pupil Achievement (Pupil Outcomes) Priority 5: Pupil Engagement (Engagement) Priority 6: School Climate (Engagement)
--

An explanation of why the LEA has developed this goal.

The Santa Paula Unified School District will collaborate with Renaissance High School to implement targeted support and increase its student stability rate to 80%. Renaissance High School currently faces a low student stability rate of 70.2%. Renaissance High School will address this issue using a Multi-Tiered System of Support (MTSS) framework. This comprehensive approach will allow the school to support its students' academic, socio-economic, and behavioral needs. On the academic side, the school will focus on supporting their low-income students who are performing in the red category on the CAASPP Mathematics assessments. This suggests these students are significantly behind grade-level standards and need intensive academic interventions. Beyond academics, the school will also take a "whole-child" approach. It will also consider supporting its students' social-emotional and other non-academic needs. The goal is to create a learning environment that addresses the full spectrum of students' needs. Through targeted academic support and a holistic, student-centered approach, the Santa Paula Unified School District and Renaissance High School will work together to increase the student stability rate to 80%. This will help ensure more students remain enrolled and engaged throughout the academic year.
--

## Measuring and Reporting Results

Metric #	Metric	Baseline	Year 1 Outcome	Year 2 Outcome	Target for Year 3 Outcome	Current Difference from Baseline
5.1	Stability rate students at Renaissance High School  (State Priority 5)	Source: 2022-23 DataQuest  District – ALL: 11.4%  Renaissance High School			Source: 2025-26 DataQuest  Renaissance High School  ALL: 80%	

Metric #	Metric	Baseline	Year 1 Outcome	Year 2 Outcome	Target for Year 3 Outcome	Current Difference from Baseline
		ALL: 62.4%				
5.2	<p>SBAC – CA Statewide Assessment English Language Arts (ELA)</p> <p>Students meeting grade-level standards on the English Language Arts assessment based on distance from standard (DFS)</p> <p>Percent of students within each achievement level Met or Exceeded Standard for ELA (State Priority 4A)</p>	<p>Source: 2022-23 CA Dashboard</p> <p>District – ALL: -54.9 DFS</p> <p>Renaissance High School</p> <p>ALL: -138.4 DFS LI: -134.2 DFS</p> <p>Source: 2022-23 DataQuest</p> <p>District – ALL Met or Exceeded: 29.41%</p> <p>Renaissance High School</p> <p>ALL Met or Exceeded: 4.26% LI Met or Exceeded: 4.76%</p>			<p>Source: 2025-26 CA Dashboard</p> <p>Renaissance High School</p> <p>ALL: -93.4 DFS LI: -89.2 DFS</p> <p>Source: 2025-26 DataQuest</p> <p>Renaissance High School</p> <p>ALL Met or Exceeded: 30% LI Met or Exceeded: 30%</p>	
5.3	<p>SBAC – CA Statewide Assessment Mathematics</p> <p>Students meeting grade-level standards</p>	<p>Source: 2022-23 CA Dashboard</p> <p>District – ALL: -98.3 DFS</p>			<p>Source: 2025-2026 CA Dashboard</p> <p>Renaissance High School</p>	

Metric #	Metric	Baseline	Year 1 Outcome	Year 2 Outcome	Target for Year 3 Outcome	Current Difference from Baseline
	<p>on the Mathematics assessment based on distance from standard (DFS)</p> <p>Percent of students within each achievement level Met or Exceeded Standard for Math</p> <p>(State Priority 4A)</p>	<p>Renaissance High School</p> <p>ALL: -225.2 DFS LI: -229.9 DFS</p> <p>Source: 2022-23 DataQuest</p> <p>District – ALL Met or Exceeded: 17.46%</p> <p>Renaissance High School</p> <p>ALL Met or Exceeded: 0% LI Met or Exceeded: 0%</p>			<p>ALL: -165.2 DFS LI: -169.9 DFS</p> <p>Source: 2025-26 DataQuest</p> <p>Renaissance High School</p> <p>ALL Met or Exceeded: 30% LI Met or Exceeded: 30%</p>	
5.4	<p>High School Graduation Rates</p> <p>(State Priority 5E)</p>	<p>Source: 2022-23 CA Dashboard</p> <p>District – ALL: 89.6%</p> <p>Renaissance High School</p> <p>ALL: 79.3% LI: 78.5%</p>			<p>Source: 2025-2026 CA Dashboard</p> <p>Renaissance High School</p> <p>ALL: 85% LI: 85%</p>	
5.5	<p>Suspension Rates</p> <p>(State Priority 6A)</p>	<p>Source: 2022-23 CA Dashboard</p> <p>District – ALL: 5.8%</p>			<p>Source: 2025-2026 CA Dashboard</p>	

Metric #	Metric	Baseline	Year 1 Outcome	Year 2 Outcome	Target for Year 3 Outcome	Current Difference from Baseline
		Renaissance High School  ALL: 0.1% LI: 0.2%			Renaissance High School  ALL: 0% LI: 0%	

Goal Analysis [2023-24]

An analysis of how this goal was carried out in the previous year.  
A description of overall implementation, including any substantive differences in planned actions and actual implementation of these actions, and any relevant challenges and successes experienced with implementation.

Not Applicable.

An explanation of material differences between Budgeted Expenditures and Estimated Actual Expenditures and/or Planned Percentages of Improved Services and Estimated Actual Percentages of Improved Services.

Not Applicable.

A description of the effectiveness or ineffectiveness of the specific actions to date in making progress toward the goal.

Not Applicable.

A description of any changes made to the planned goal, metrics, target outcomes, or actions for the coming year that resulted from reflections on prior practice.

Not Applicable.

Actions

Action #	Title	Description	Total Funds	Contributing
5.1	Implement a Multi-tiered System of Supports  (State Priorities 4 & 5)	A Multi-Tiered System of Support (MTSS) is a comprehensive framework that addresses students' academic, socioeconomic, and behavioral needs through targeted interventions. It follows a "whole-child" approach, considering not only academic performance but also social-emotional and other non-academic factors that impact student success. The MTSS framework provides varying levels of support based on individual student needs, with the most intensive interventions reserved for students facing the most significant challenges. MTSS aims to improve academic outcomes, promote student well-being, and increase student engagement and stability by creating a learning environment that addresses the full spectrum of student needs.	\$148,418.00	No



# Increased or Improved Services for Foster Youth, English Learners, and Low-Income Students [2024-25]

Total Projected LCFF Supplemental and/or Concentration Grants	Projected Additional 15 percent LCFF Concentration Grant
\$17,902,183	\$2,169,073

## Required Percentage to Increase or Improve Services for the LCAP Year

Projected Percentage to Increase or Improve Services for the Coming School Year	LCFF Carryover — Percentage	LCFF Carryover — Dollar	Total Percentage to Increase or Improve Services for the Coming School Year
35.098%	0.000%	\$0.00	35.098%

The Budgeted Expenditures for Actions identified as Contributing may be found in the Contributing Actions Table.

## Required Descriptions

### LEA-wide and Schoolwide Actions

For each action being provided to an entire LEA or school, provide an explanation of (1) the unique identified need(s) of the unduplicated student group(s) for whom the action is principally directed, (2) how the action is designed to address the identified need(s) and why it is being provided on an LEA or schoolwide basis, and (3) the metric(s) used to measure the effectiveness of the action in improving outcomes for the unduplicated student group(s).

Goal and Action #	Identified Need(s)	How the Action(s) Address Need(s) and Why it is Provided on an LEA-wide or Schoolwide Basis	Metric(s) to Monitor Effectiveness
1.1	<p><b>Action:</b> P1a. Professional Development</p> <p>(State Priority 4)</p> <p><b>Need:</b> Our SPUSD English Learners, Foster Youth, Low-Income, and Students with Disabilities face challenges in reading, math, and science,</p>	<p>By implementing targeted professional development, SPUSD aims to improve instruction and academic performance by 5% in the 24-25 school year to close the gap for English learners, foster youth, and low-income students with disabilities.</p> <p>Specific skills/topics: Evidence-based strategies for differentiated instruction in ELA and math; culturally responsive</p>	CAASPP ELA and Math Scores; Science CAST Scores

Goal and Action #	Identified Need(s)	How the Action(s) Address Need(s) and Why it is Provided on an LEA-wide or Schoolwide Basis	Metric(s) to Monitor Effectiveness
	<p>resulting in lower CAASPP scores compared to the general student population.</p> <p>Specific data point: 2022-23 CAASPP data shows that English Learners, Foster Youth, Low-Income students, and Students with Disabilities score 20-30% lower in ELA and math than the general student population.</p> <p>Feedback from educational partners: Teachers have indicated a need for more targeted training on differentiated instruction for high-need student groups.</p> <p>Improvement on current practice: Current PD needs more focus on specific strategies for closing achievement gaps for underperforming student groups.</p> <p><b>Scope:</b> LEA-wide</p>	<p>teaching practices; trauma-informed approaches; positive behavior interventions.</p> <p>Expected improvement: This enhanced support network is expected to improve student outcomes by equipping all teachers with specialized skills to address the unique learning needs of underperforming student groups. By implementing targeted professional development, SPUSD aims to improve instruction and academic performance by 5% in the 24-25 school year to close the gap for English learners, foster youth, and low-income students with disabilities.</p> <p>Why provided LEA-wide: Professional development is implemented LEA-wide to ensure all teachers and staff across the district receive consistent, high-quality training in evidence-based strategies for supporting unduplicated pupils. This approach promotes equity in instructional practices and student support across all schools, benefiting all students while particularly addressing the needs of English Learners, Foster Youth, Low-Income students, and Students with Disabilities.</p>	
<b>1.2</b>	<p><b>Action:</b> P1b. Data Service Specialist  (State Priority 4)</p> <p><b>Need:</b></p>	<p>By hiring a Data Services Specialist, SPUSD aims to improve the disaggregation of academic data to help teachers make informed decisions about closing the gap for English Learners, Foster Youth, Low-Income, and Students with Disabilities.</p> <p>Specific skills/topics:</p>	CAASPP ELA and Math Scores; Science CAST Scores

Goal and Action #	Identified Need(s)	How the Action(s) Address Need(s) and Why it is Provided on an LEA-wide or Schoolwide Basis	Metric(s) to Monitor Effectiveness
	<p>Our SPUSD English Learners, Foster Youth, Low-Income, and Students with Disabilities face challenges in reading, math, and science, resulting in lower CAASPP scores compared to the general student population.</p> <p>Specific data point: 2022-23 CA Dashboard shows multiple student groups in the red performance category for ELA, math, and other state indicators.</p> <p>Feedback from educational partners: Administrators report difficulties in efficiently analyzing and acting on student performance data.</p> <p>Improvement on current practice: Data analysis is often delayed and needs more depth for targeted interventions.</p> <p><b>Scope:</b> LEA-wide</p>	<p>In-depth data analysis; creation of actionable reports; training for staff on data-driven decision-making.</p> <p>Expected improvement: This enhanced support is expected to improve student outcomes by providing timely, detailed insights into student performance, allowing for rapid implementation of targeted interventions. LEA-wide implementation ensures all schools benefit from enhanced data analysis, promoting equity in data-driven practices across the district. By hiring a Data Services Specialist, SPUSD aims to improve the disaggregation of academic data to help teachers make informed decisions about closing the gap for English Learners, Foster Youth, Low-Income, and Students with Disabilities.</p> <p>Why provided LEA-wide: The Data Service Specialist position is implemented LEA-wide to ensure consistent, high-quality data analysis and support across all schools in the district. This approach allows for comprehensive tracking of student progress, particularly for unduplicated pupils, and enables data-driven decision-making at the district and school levels. By providing this service district-wide, we ensure that all schools have equal access to valuable data insights, promoting equity in identifying and addressing student needs.</p>	
1.3	<p><b>Action:</b> P1c. Director of Early Childhood and Elementary Education, and Director of College</p>	<p>By hiring a Director of Early Childhood and Elementary Education and a Director of College and Career Readiness, SPUSD aims to improve curriculum, instruction, and assessments for our</p>	<p>CAASPP ELA and Math Scores; Science CAST Scores</p>

Goal and Action #	Identified Need(s)	How the Action(s) Address Need(s) and Why it is Provided on an LEA-wide or Schoolwide Basis	Metric(s) to Monitor Effectiveness
	<p>and Career Readiness and Student Achievement</p> <p>(State Priorities 4, 7, &amp; 8)</p> <p><b>Need:</b> Our SPUSD English Learners, Foster Youth, Low-Income, and Students with Disabilities face challenges in reading, math, and science, resulting in lower CAASPP scores compared to the general student population.</p> <p>Specific data point: 2022-23 CA Dashboard shows persistent achievement gaps for unduplicated elementary through high school pupils.</p> <p>Feedback from educational partners: School site leaders need more coordinated, district-level support in addressing achievement gaps.</p> <p>Improvement on current practice: Current leadership is enhanced with a leadership structure that specifically focuses on vertical support alignment for high-need student groups.</p> <p><b>Scope:</b> LEA-wide</p>	<p>English Learners, Foster Youth, Low-Income, and Students with Disabilities.</p> <p>Specific skills/topics: Strategic planning for closing achievement gaps; implementation of research-based interventions; coordination of support services across grade levels.</p> <p>Expected improvement: This enhanced leadership position is expected to improve student outcomes by ensuring coherent, sustained support for high-need students from early childhood through high school graduation. The LEA-wide implementation allows for systemic changes that benefit all students, particularly targeting those with the greatest needs.</p> <p>Why provided LEA-wide: These director positions are implemented LEA-wide to ensure consistent leadership and coordination of efforts to support unduplicated pupils from early childhood through high school graduation. This district-wide approach allows for vertical alignment of programs and services, ensures equitable distribution of resources, and promotes coherent strategies for closing achievement gaps across all grade levels and schools. By providing this leadership at the district level, we can better ensure that all schools effectively address the needs of English Learners, Foster Youth, Low-Income students, and Students with Disabilities.</p>	

Goal and Action #	Identified Need(s)	How the Action(s) Address Need(s) and Why it is Provided on an LEA-wide or Schoolwide Basis	Metric(s) to Monitor Effectiveness
1.4	<p><b>Action:</b> P1d. Transitional Kindergarten and Kindergarten Bilingual Instructional Aides (IAs)  (State Priority 4)</p> <p><b>Need:</b> The Santa Paula School District requires dedicated Transitional Kindergarten and Kindergarten Bilingual Instructional Aides to support the successful implementation of our Local Control and Accountability Plan (LCAP) and ensure equitable educational access for our youngest learners, particularly English Language Learners. These aides are crucial for providing targeted language support, promoting bilingualism and biliteracy, bridging achievement gaps, and fostering an inclusive learning environment that values diversity and strengthens home-school connections. All of these are essential to achieving our district's mission of equitable, high-quality education for all students.</p> <p><b>Scope:</b> LEA-wide</p>	Based on this paragraph, the district aims to employ Transitional Kindergarten and Kindergarten Bilingual Instructional Aides to support their Local Control and Accountability Plan (LCAP) goals. These aides will provide targeted language support, small group instruction, and individualized attention to young learners, particularly English Language Learners. The district's objective is to bridge language gaps, promote bilingualism and biliteracy, prevent achievement gaps, create an inclusive learning environment, and foster strong home-school connections. Ultimately, the district seeks to ensure equitable access to high-quality education for all students, including foster youth, low-income students, English learners, and students with disabilities.	
1.5	<p><b>Action:</b> P1e. Expanded Transitional Kindergarten and Preschool Classes  (State Priorities 4 &amp; 7)</p> <p><b>Need:</b></p>	SPUSD aims to increase access to quality preschool and TK classes for our English learners, foster youth, and low-income students. This will provide vital early childhood education, promote school readiness, and foster a love of learning from an early age. SPUSD's investment in these critical early years will help build a stronger future for the children and families of Santa Paula.	QSIIS Preschool and Transitional Kindergarten enrollment.

Goal and Action #	Identified Need(s)	How the Action(s) Address Need(s) and Why it is Provided on an LEA-wide or Schoolwide Basis	Metric(s) to Monitor Effectiveness
	<p>The Santa Paula community is experiencing a growing need for additional Preschool and Transitional Kindergarten (TK) classes for our English Learners, Foster Youth, and Low-Income students. Expanding these early education programs is essential to ensure our youngest learners receive the foundational skills and support they need for a successful academic journey.</p> <p>Specific data point: Kindergarten readiness assessments show 40% of incoming students lack foundational skills.</p> <p>Feedback from educational partners: Elementary teachers report significant readiness gaps for unduplicated pupils. Improvement on current practice: Early education offerings are limited in scope and reach.</p> <p><b>Scope:</b> Schoolwide</p>	<p>Specific skills/topics: Early literacy, numeracy, social-emotional development, school readiness skills.</p> <p>Expected improvement: Expanded early education is expected to improve long-term academic outcomes by providing a strong foundation for unduplicated pupils. Schoolwide implementation ensures equitable access to high-quality early education.</p> <p>Why provided schoolwide: This action is implemented schoolwide to ensure all eligible students, particularly unduplicated pupils, have equal access to high-quality early education, setting a strong foundation for future academic success across all elementary schools.</p>	
1.6	<p><b>Action:</b> P1f. Dual Language Immersion - DLI  (State Priorities 4 &amp; 7)</p> <p><b>Need:</b> The need for ELD and DLI programs in the SPUSD is paramount for our English Learners, Foster Youth, and Low-Income. SPUSD</p>	<p>By implementing the ELD/DLI Programs for our English Learners, Foster Youth, and Low-Income, the students will receive tailored support services that develop bilingualism, biliteracy, and cultural competence by offering instruction in both English and Spanish. This investment will enhance individual student outcomes while also propelling the district toward its mission of nurturing an inclusive and equitable educational environment.</p>	ELPAC Scores, DLI Enrollment

Goal and Action #	Identified Need(s)	How the Action(s) Address Need(s) and Why it is Provided on an LEA-wide or Schoolwide Basis	Metric(s) to Monitor Effectiveness
	<p>identified the need to support the students' development of English proficiency while supporting academic content knowledge, ensuring they have equitable access to the core curriculum and can actively participate in their education.</p> <p>Specific data point: English Learners show 30% lower proficiency rates in ELA than English-only peers.</p> <p>Feedback from educational partners: Parents of ELs express a desire for bilingual education options.</p> <p>Improvement on current practice: Current ELD programs have shown limited success in closing achievement gaps.</p> <p><b>Scope:</b> Schoolwide</p>	<p>Specific skills/topics: Biliteracy development, cross-cultural competence, and academic language proficiency.</p> <p>Expected improvement: DLI is expected to improve EL outcomes by promoting bilingualism and biliteracy. Schoolwide implementation fosters linguistic diversity and benefits all students.</p> <p>Why provided schoolwide: DLI is implemented schoolwide to create an inclusive, bilingual learning environment that benefits both English Learners and English-proficient students, promoting linguistic diversity and cultural understanding throughout the school community.</p>	
1.8	<p><b>Action:</b> P1h. Newcomer Teacher</p> <p>(State Priorities 4 &amp; 7)</p> <p><b>Need:</b> Santa Paula Unified School District requires a dedicated Newcomer teacher to provide essential support for recently arrived immigrant students and English Language Learners. This specialized educator is crucial</p>	<p>The Santa Paula Unified School District aims to employ a Newcomer teacher to support recently arrived immigrant students and English Language Learners (ELLs). This teacher will provide specialized instruction to help these students adapt to their new educational environment, implement targeted language acquisition programs, offer social-emotional support, and use culturally responsive teaching methods. The district intends to create an inclusive learning environment, prevent achievement gaps, facilitate communication between school and families, and</p>	



Goal and Action #	Identified Need(s)	How the Action(s) Address Need(s) and Why it is Provided on an LEA-wide or Schoolwide Basis	Metric(s) to Monitor Effectiveness
	<p>for implementing targeted language acquisition programs, offering culturally responsive instruction, and providing social-emotional support to help Newcomer students successfully adapt to their new educational environment. The Newcomer teacher's role is vital in creating an inclusive learning atmosphere, preventing achievement gaps, facilitating home-school communication, and ultimately ensuring that these students receive an equitable, comprehensive education that aligns with the district's Local Control and Accountability Plan goals.</p> <p><b>Scope:</b> LEA-wide</p>	ultimately provide a comprehensive, equitable education that meets the unique needs of Newcomer students, aligning with their Local Control and Accountability Plan (LCAP) goals.	
<b>1.10</b>	<p><b>Action:</b> P1j. Career Technical Education Support  (State Priority 4)</p> <p><b>Need:</b> Based on the 2022-2023 data, English Learners, Foster Youth, and Low-Income students have significantly lower participation rates in dual enrollment and CTE programs than the general student population. These student groups face unique challenges, such as language barriers, lack of access to resources, and financial constraints, which limit their ability to take advantage of these opportunities. Targeted support and resources are necessary to address this disparity and provide equitable access.</p>	<p>By allocating targeted support and resources to promote CTE participation, the district aims to remove the barriers that prevent unduplicated pupils from taking advantage of these valuable educational opportunities. This targeted support ensures that all students, regardless of their background or socioeconomic status, have equal access to the benefits of participating in dual enrollment and CTE programs, such as earning college credit, developing job skills, and increasing their likelihood of enrolling in and succeeding in college or careers.</p> <p>Specific skills/topics: Industry-specific skills, work-based learning, and career exploration.</p> <p>Expected improvement:</p>	CTE Completion Rate



Goal and Action #	Identified Need(s)	How the Action(s) Address Need(s) and Why it is Provided on an LEA-wide or Schoolwide Basis	Metric(s) to Monitor Effectiveness
	<p>Specific data point: Only 20% of unduplicated pupils complete CTE pathways compared to 40% of non-unduplicated peers.</p> <p>Feedback from educational partners: Students express interest in more diverse career exploration opportunities.</p> <p>Improvement on current practice: Current CTE offerings are limited in scope and accessibility.</p> <p><b>Scope:</b> Schoolwide</p>	<p>Enhanced CTE support is expected to increase pathway completion rates and career readiness for unduplicated pupils. Schoolwide implementation ensures all students have access to high-quality CTE programs.</p> <p>Why provided schoolwide: CTE support is provided schoolwide to ensure all students, particularly unduplicated pupils, have equal opportunities to explore career pathways and gain valuable skills, enhancing overall college and career readiness throughout the school.</p>	
<b>1.12</b>	<p><b>Action:</b> P1I. Music Program</p> <p>(State Priority 4)</p> <p><b>Need:</b> Our SPUSD English Learners, Foster Youth, Low-Income, and Students with Disabilities face challenges with access to enriching experiences such as music and art.</p> <p>Feedback from educational partners: Parents desire more arts education opportunities.</p> <p>Improvement on current practice:</p>	<p>By providing access to quality a quality music program, our English Learners, Foster Youth, Low-Income, and Students with Disabilities will be given the opportunity to develop skills creativity, innovation, problem-solving, perseverance, and communication. Our SPUSD music program nurtures students for 21st century work and to become innovative leaders.</p> <p>Specific skills/topics: Music theory, instrument instruction, performance skills, and creative expression.</p> <p>Expected improvement: Expanded music education is expected to improve overall academic performance and engagement for unduplicated pupils. LEA-wide implementation</p>	CAASPP-Math

Goal and Action #	Identified Need(s)	How the Action(s) Address Need(s) and Why it is Provided on an LEA-wide or Schoolwide Basis	Metric(s) to Monitor Effectiveness
	<p>Current music programs have limited reach and resources.</p> <p><b>Scope:</b> LEA-wide</p>	<p>ensures all students have access to high-quality music education.</p> <p>Why provided LEA-wide: The music program is implemented LEA-wide to ensure all students, regardless of their school or background, have equal access to high-quality music education, promoting a well-rounded education district-wide.</p>	
1.13	<p><b>Action:</b> P1m. AVID Program  (State Priority 4)</p> <p><b>Need:</b> Our SPUSD English Learners, Foster Youth, Low-Income, and Students with Disabilities face challenges with the skills, support, and resources necessary to succeed in rigorous academic courses and navigate the college application process.</p> <p>Specific data point: College College Readiness indicator for unduplicated pupils are lower than non-unduplicated peers.</p> <p>Feedback from educational partners: Students in AVID report increased confidence in college preparedness.</p> <p>Improvement on current practice:</p>	<p>By funding the AVID Program, our English Learners, Foster Youth, Low-Income, and Students with Disabilities have a comprehensive curriculum emphasizing critical thinking, study skills, and self-advocacy. AVID prepares students for the challenges of higher education and empowers them to take control of their academic futures.</p> <p>Specific skills/topics: Study skills, organizational strategies, college knowledge, and academic support.</p> <p>Expected improvement: AVID is expected to increase college readiness and academic success for unduplicated pupils. LEA-wide implementation ensures all eligible students have access to this comprehensive support program.</p> <p>Why provided LEA-wide: AVID is implemented LEA-wide to ensure consistent college readiness support across all secondary schools, benefiting unduplicated pupils throughout the district.</p>	Graduates meeting UC/CSU Requirements

Goal and Action #	Identified Need(s)	How the Action(s) Address Need(s) and Why it is Provided on an LEA-wide or Schoolwide Basis	Metric(s) to Monitor Effectiveness
	<p>Current college readiness efforts have limited reach and effectiveness.</p> <p><b>Scope:</b> LEA-wide</p>		
1.14	<p><b>Action:</b> P1n. Elective Classes  (State Priority 4)</p> <p><b>Need:</b> Our SPUSD English Learners, Foster Youth, Low-Income, and Students with Disabilities face challenges accessing elective classes at the high school, limiting their opportunities for a well-rounded education and exploration of interests, skills, and potential career paths.</p> <p>Feedback from educational partners: Students desire more diverse course offerings.</p> <p>Improvement on current practice: Current elective options do not allow for students to participate due to conflicting schedules.</p> <p><b>Scope:</b> Schoolwide</p>	<p>Adding elective classes for our SPUSD English Learners, Foster Youth, Low-Income, and Students with Disabilities will:</p> <ul style="list-style-type: none"> <li>• Provide equal access to a well-rounded education, allowing them to explore their interests and passions.</li> <li>• Boost engagement and motivation, leading to improved attendance and academic performance.</li> <li>• Develop essential 21st-century skills such as creativity, critical thinking, and communication, enhancing their future career prospects.</li> <li>• Create a more inclusive and equitable learning environment that caters to their diverse needs and learning styles.</li> <li>• Improve their overall high school experience, fostering a sense of belonging and increasing their likelihood of graduating and pursuing postsecondary education.</li> </ul> <p>Specific skills/topics: Diverse subject areas; career exploration; skill development in areas of interest.</p> <p>Expected improvement:</p>	Graduates meeting UC/CSU Requirements

Goal and Action #	Identified Need(s)	How the Action(s) Address Need(s) and Why it is Provided on an LEA-wide or Schoolwide Basis	Metric(s) to Monitor Effectiveness
		<p>Expanded elective offerings are expected to increase engagement and academic success for unduplicated pupils. Schoolwide implementation ensures all students have access to a well-rounded education.</p> <p>Why provided schoolwide: Expanding elective offerings schoolwide ensures all students, especially unduplicated pupils, have equal access to a diverse, engaging curriculum that supports their interests and future goals.</p>	
1.15	<p><b>Action:</b> P1o. Credit Recovery  (State Priority 4)</p> <p><b>Need:</b> Our SPUSD English Learners, Foster Youth, Low-Income, and Students with Disabilities face significant barriers in accessing Credit Recovery Opportunities, which hinders their ability to stay on track for graduation and limits their post-secondary options.</p> <p>Specific data point: Unduplicated pupils have a 15% higher rate of credit deficiency compared to non-unduplicated peers.</p> <p>Feedback from educational partners: Counselors report the need for more flexible credit recovery options.</p>	<p>SPUSD provides credit recovery opportunities for English Learners, Foster Youth, Low-Income, and Students with Disabilities throughout the day and during summer school. This ensures ample access to support, allowing these students to stay on track for graduation without interfering with other commitments. The comprehensive approach helps close achievement gaps, increase graduation rates, and open up post-secondary opportunities.</p> <p>Specific skills/topics: Targeted academic instruction, self-paced learning, and credit accumulation strategies.</p> <p>Expected improvement: Enhanced credit recovery options are expected to increase graduation rates for unduplicated pupils. Schoolwide implementation ensures all credit-deficient students have access to these opportunities.</p> <p>Why provided schoolwide:</p>	Graduates meeting UC/CSU Requirements

Goal and Action #	Identified Need(s)	How the Action(s) Address Need(s) and Why it is Provided on an LEA-wide or Schoolwide Basis	Metric(s) to Monitor Effectiveness
	<p>Improvement on current practice: Current credit recovery programs have limited capacity and flexibility.</p> <p><b>Scope:</b> Schoolwide</p>	<p>Credit recovery is offered schoolwide to ensure all students, particularly unduplicated pupils, have equitable opportunities to stay on track for graduation, regardless of past academic challenges.</p>	
1.16	<p><b>Action:</b> P1p. A-G Completion Rate</p> <p>(State Priority 4)</p> <p><b>Need:</b> Our SPUSD English Learners, Foster Youth, Low-Income students, and Students with Disabilities face significant barriers in completing A-G requirements, which are essential for admission to UC and CSU schools. Due to master schedule constraints, these barriers include limited access to advanced courses, language barriers, and socio-economic challenges, hindering their ability to meet the rigorous A-G criteria and pursue higher education opportunities.</p> <p>Specific data point: A-G completion rates for unduplicated pupils are 25% lower than non-unduplicated peers.</p> <p>Feedback from educational partners: Students report difficulty in accessing and completing A-G courses.</p>	<p>To address these barriers and improve A-G completion rates, we will:</p> <ul style="list-style-type: none"> <li>• Adjust the master schedule to increase access to advanced courses required for A-G completion</li> <li>• Provide specialized language support, including tutoring and in-class assistance, to help English Learners succeed in their coursework</li> <li>• Offer targeted academic counseling to guide students in course selection and planning, ensuring they meet A-G requirements</li> </ul> <p>Implementing these actions districtwide ensures all duplicated pupils have equal access to the support they need to successfully complete A-G courses and become eligible for UC and CSU admission. This comprehensive approach promotes equity, closes achievement gaps, and increases opportunities for our duplicated pupils to pursue higher education.</p> <p>Specific skills/topics: A-G course planning; academic support in A-G subjects; college application guidance.</p>	A-G Completion Rates

Goal and Action #	Identified Need(s)	How the Action(s) Address Need(s) and Why it is Provided on an LEA-wide or Schoolwide Basis	Metric(s) to Monitor Effectiveness
	<p>Improvement on current practice: Current A-G support is limited and not sufficiently targeted.</p> <p><b>Scope:</b> LEA-wide</p>	<p>Expected improvement: Targeted A-G support is expected to increase completion rates and college eligibility for unduplicated pupils. Schoolwide implementation ensures all students have the opportunity to become A-G eligible.</p> <p>Why provided schoolwide: A-G support is provided schoolwide to ensure all students, especially unduplicated pupils, have equal opportunities to meet college entrance requirements, promoting college readiness across the entire high school. Implementing these actions schoolwide ensures all duplicated pupils attending Santa Paula High School have equal access to the support they need to successfully complete A-G courses and become eligible for UC and CSU admission. This comprehensive approach promotes equity, closes achievement gaps, and increases opportunities for our duplicated pupils to pursue higher education.</p>	
1.18	<p><b>Action:</b> P1r. ELD Standards and Curriculum Alignment  (State Priority 4)</p> <p><b>Need:</b> The district has identified a need to align its curriculum with English Language Development (ELD) standards to ensure equitable access to high-quality education for English Language Learners (ELLs). The</p>	<p>By integrating ELD standards across all content areas and providing targeted professional development for teachers, the district creates a comprehensive and inclusive learning environment that promotes ELLs' language acquisition, academic achievement, and social-emotional development. Aligning curriculum with ELD standards addresses the specific needs of unduplicated pupils, particularly English Language Learners (ELLs), by ensuring equitable access to high-quality, culturally and linguistically responsive instruction.</p>	English Learner Reclassification Rate

Goal and Action #	Identified Need(s)	How the Action(s) Address Need(s) and Why it is Provided on an LEA-wide or Schoolwide Basis	Metric(s) to Monitor Effectiveness
	<p>current curriculum may not adequately address the unique needs of ELLs, hindering their academic success and social-emotional development. To close the achievement gap and support ELLs, the district must invest in reviewing and developing curriculum materials, integrating ELD standards across content areas, and providing professional development for teachers to implement culturally and linguistically responsive instruction effectively.</p> <p>Specific data point: 2022-23 CalPADS 2.16 Report (EOY 3) &amp; Q-SIS Program Enrollment Analysis Report indicate EL reclassification average rate is at 19%.</p> <p>Feedback from educational partners: Teachers report a need for better alignment between ELD and content standards. The district has identified a need to align its curriculum with English Language Development (ELD) standards to ensure equitable access to high-quality education for English Language Learners (ELLs). The current curriculum may not adequately address the unique needs of ELLs, hindering their academic success and social-emotional development.</p> <p>Improvement on current practice: Current ELD curriculum needs to be consistent with state standards.</p>	<p>Specific skills/topics: Integrated and designated ELD; academic language development; cross-curricular language support.</p> <p>Expected improvement: Improved alignment is expected to accelerate English proficiency and academic achievement for ELs. LEA-wide implementation ensures consistent, high-quality ELD instruction across all schools.</p> <p>Why provided LEA-wide: This action is LEA-wide to ensure consistent, high-quality ELD instruction across all schools, benefiting English Learners throughout the district.</p>	

Goal and Action #	Identified Need(s)	How the Action(s) Address Need(s) and Why it is Provided on an LEA-wide or Schoolwide Basis	Metric(s) to Monitor Effectiveness
	<b>Scope:</b> LEA-wide		
2.1	<p><b>Action:</b>            P2a. Reading Intervention Teachers            (State Priority 8)</p> <p><b>Need:</b>            Our SPUSD English Learners, Foster Youth, Low-Income, and Students with Disabilities face challenges in reading, resulting in lower CAASPP scores compared to the general student population.</p> <p>Specific data point:            40% of unduplicated pupils perform below grade level in reading.</p> <p>Feedback from educational partners:            Teachers report the need for more intensive reading support.</p> <p>Improvement on current practice:            Current reading interventions have limited reach and intensity.</p> <p><b>Scope:</b>            LEA-wide</p>	<p>By prioritizing early intervention and differentiated instruction, Reading Intervention Teachers accelerate language acquisition, promote English proficiency, and contribute significantly to the achievement of our district's Local Control and Accountability Plan (LCAP) goals. This comprehensive approach to supporting the unique needs of our unduplicated pupils is essential to realizing our district's mission of providing an equitable, high-quality education that empowers all students to reach their full potential. Reading Intervention Teachers address the specific needs of our district's unduplicated pupils, particularly our English Learners (ELs), by providing targeted, small-group instruction and support focused on improving literacy skills and closing achievement gaps. This strategic investment is implemented on an LEA-wide basis to ensure that all students, especially our ELs, have equitable access to the foundational reading skills necessary for academic success across all subject areas.</p> <p>Specific skills/topics:            Targeted reading instruction, phonics, comprehension strategies, and fluency development.</p> <p>Expected improvement:            Intensive reading support is expected to accelerate literacy development for struggling readers. LEA-wide implementation ensures all</p>	Heggerty Phonemic Awareness Scores, CORE Phonics Survey Scores



Goal and Action #	Identified Need(s)	How the Action(s) Address Need(s) and Why it is Provided on an LEA-wide or Schoolwide Basis	Metric(s) to Monitor Effectiveness
		<p>students have access to needed reading interventions.</p> <p>Why provided LEA-wide: Reading intervention teachers are provided LEA-wide to ensure consistent, high-quality literacy support across all schools, benefiting struggling readers throughout the district.</p>	
<b>2.2</b>	<p><b>Action:</b> P2b. Literacy Support  (State Priority 8)</p> <p><b>Need:</b> Our SPUSD English Learners, Foster Youth, Low-Income, and Students with Disabilities face challenges in reading, resulting in lower CAASPP scores compared to the general student population.</p> <p>Feedback from educational partners: Librarians report the need for more engaging literacy resources.</p> <p>Improvement on current practice: Current library programs have limited reach and resources.</p> <p><b>Scope:</b> LEA-wide</p>	<p>By maintaining increased library hours and integrating collaborative technology devices, unduplicated pupils can bridge the digital divide and acquire the digital literacy skills necessary for success in school and beyond. The diverse resources and collaboration between librarians, literacy specialists, and teachers support targeted interventions and differentiated instruction, which are crucial for addressing the unique needs of unduplicated pupils.</p> <p>Specific skills/topics: Library skills, digital literacy, reading engagement, and access to diverse texts.</p> <p>Expected improvement: Enhanced literacy support is expected to increase reading engagement and achievement for unduplicated pupils. LEA-wide implementation ensures all students benefit from improved library services.</p> <p>Why provided LEA-wide: Literacy support is implemented LEA-wide to ensure equitable access to enhanced library</p>	Heggerty Phonemic Awareness Scores, CORE Phonics Survey Scores

Goal and Action #	Identified Need(s)	How the Action(s) Address Need(s) and Why it is Provided on an LEA-wide or Schoolwide Basis	Metric(s) to Monitor Effectiveness
		services and literacy resources across all schools for all students, especially unduplicated pupils.	
<b>2.5</b>	<p><b>Action:</b> P3e. Amplify-DIBELS Assessment Platform  (State Priority 8)</p> <p><b>Need:</b> Our SPUSD English Learners, Foster Youth, Low-Income, and Students with Disabilities face challenges in reading, resulting in lower CAASPP scores compared to the general student population.</p> <p>Specific data point: Current reading assessments lack timely, actionable data for 40% of struggling readers.</p> <p>Feedback from educational partners: Teachers report the need for more frequent, targeted reading assessments.</p> <p>Improvement on current practice: Current assessment practices need more consistency and depth.</p> <p><b>Scope:</b> LEA-wide</p>	<p>LCAP funds for the district-wide Amplify DIBELS Assessment demonstrate our commitment to closing achievement gaps and improving literacy outcomes for all students, particularly unduplicated pupils. This research-based tool enables educators to screen students, identify at-risk students, and provide targeted interventions, promoting equity and access for English Learners, Foster Youth, Low-Income, and Students with Disabilities. By empowering educators to differentiate instruction and allocate resources based on individual needs, we ensure that English Learners, Foster Youth, Low-Income, and Students with Disabilities receive the support they need to develop crucial literacy skills and thrive academically, aligning with our district's goals of providing equitable access to high-quality education for all students.</p> <p>Specific skills/topics: Reading fluency; phonemic awareness; comprehension; progress monitoring.</p> <p>Expected improvement: This assessment platform is expected to provide more timely, targeted reading interventions for struggling readers. LEA-wide implementation ensures consistent, data-driven reading instruction across all schools.</p> <p>Why provided LEA-wide:</p>	DIBELS Assessment Scores

Goal and Action #	Identified Need(s)	How the Action(s) Address Need(s) and Why it is Provided on an LEA-wide or Schoolwide Basis	Metric(s) to Monitor Effectiveness
		This assessment platform is used LEA-wide to ensure consistent, data-driven reading instruction and intervention across all schools.	
3.1	<p><b>Action:</b> P3a. Support Educational Outcomes/Development of Academies  (State Priority 5)</p> <p><b>Need:</b> Based on the need to further develop and expand the Academies, SPUSD has identified that while English Learners, Foster Youth, and Low-Income students are participating in these specialized programs, there is an opportunity to enhance their engagement and attendance rates. By making the Academies even more engaging and enriching, SPUSD aims to address the challenges of low engagement and low attendance rates among these student groups. These challenges may stem from factors such as a lack of connection to the curriculum, limited access to resources and support, or competing priorities outside of school.</p> <p>Specific data point: Engagement surveys show 30% lower rates for unduplicated pupils in traditional programs.</p> <p>Feedback from educational partners: Students desire more relevant, career-focused learning.</p>	<p>By investing LCAP funds in developing unique Academies across the district, SPUSD is committed to providing high-quality, diverse, and relevant educational experiences that empower all students to reach their full potential, foster a sense of belonging, and prepare them for success in college, careers, and life beyond high school. To provide equitable access and support the increased engagement and attendance of English Learners, Foster Youth, and Low-Income students, targeted resources and innovative strategies are necessary.</p> <p>Specific skills/topics: Career-themed learning, project-based instruction, and interdisciplinary studies.</p> <p>Expected improvement: Academies are expected to increase engagement and academic achievement for unduplicated pupils through relevant, connected learning. LEA-wide implementation ensures all students have access to diverse, engaging academic programs.</p> <p>Why provided LEA-wide: Academies are developed LEA-wide to ensure equitable access to diverse, engaging academic programs across all schools for all students, particularly unduplicated pupils.</p>	Student Attendance Rates

Goal and Action #	Identified Need(s)	How the Action(s) Address Need(s) and Why it is Provided on an LEA-wide or Schoolwide Basis	Metric(s) to Monitor Effectiveness
	<p>Improvement on current practice: Current academic programs lack diversity and real-world connections.</p> <p><b>Scope:</b> LEA-wide</p>		
3.2	<p><b>Action:</b> P3b. STEAM TOSA(S)</p> <p>Teachers on Special Assignment</p> <p>(State Priority 5)</p> <p><b>Need:</b> Based on the low Science scores in the 2022-2023 data, English Learners, Foster Youth, and Low-Income students have significantly lower engagement and achievement in STEAM (Science, Technology, Engineering, Arts, and Mathematics) subjects compared to the general student population. These student groups face unique challenges, such as limited access to high-quality STEAM resources, lack of exposure to STEAM role models, and educational disparities that limit their ability to fully participate in STEAM learning experiences. To address this disparity and provide equitable access to STEAM education, targeted support through the hiring of STEAM TOSAs (Teachers on Special Assignment) is necessary.</p> <p>Specific data point:</p>	<p>By hiring STEAM TOSAs (Teachers on Special Assignment), SPUSD addresses the needs of unduplicated pupils, including English Learners, Foster Youth, and Low-Income students, by providing targeted support and resources that foster a culture of innovation, creativity, and problem-solving. By working collaboratively with classroom teachers across the district to integrate STEAM principles into the curriculum, develop engaging hands-on projects, and provide professional development opportunities, STEAM TOSAs enhance the quality of STEAM education for all students. The LEA-wide implementation ensures equitable access to high-quality STEAM education, enabling unduplicated pupils to explore their passions, develop critical skills, and close achievement gaps while promoting a shared vision for STEAM education that benefits the entire school community.</p> <p>Specific skills/topics: Integrated STEAM instruction, hands-on learning, and real-world problem-solving.</p> <p>Expected improvement: STEAM TOSAs are expected to enhance STEAM instruction and improve outcomes in science and math for unduplicated pupils. Schoolwide</p>	Student Attendance Rates

Goal and Action #	Identified Need(s)	How the Action(s) Address Need(s) and Why it is Provided on an LEA-wide or Schoolwide Basis	Metric(s) to Monitor Effectiveness
	<p>CAASPP scores in science are 25% lower for unduplicated pupils.</p> <p>Feedback from educational partners: Teachers report the need for more support in STEAM integration.</p> <p>Improvement on current practice: Current STEAM instruction lacks consistency and depth.</p> <p><b>Scope:</b> Schoolwide</p>	<p>implementation ensures all students benefit from high-quality STEAM education.</p> <p>Why provided schoolwide: STEAM TOSAs are implemented schoolwide to ensure consistent, high-quality STEAM instruction that benefits all students, particularly unduplicated pupils.</p>	
<b>3.3</b>	<p><b>Action:</b> P3c. Youth Leadership and Mentoring  (State Priorities 5 &amp; 6)</p> <p><b>Need:</b> Santa Paula Unified School District recognizes the importance of providing all students with opportunities to develop leadership skills, build meaningful relationships, and explore their potential beyond the classroom. However, data from the 2022-2023 school year reveals that English Learners, Foster Youth, and Low-Income students have significantly lower participation rates in youth leadership and mentoring programs compared to their peers. This disparity in participation can be attributed to various factors, such as limited access to information about available programs, competing priorities outside of school, and a</p>	<p>To address this need and ensure equitable access to youth leadership and mentoring opportunities, Santa Paula Unified School District is committed to allocating LCAP funds towards targeted support and resources. This investment will focus on:</p> <ul style="list-style-type: none"> <li>Increasing awareness and outreach efforts to engage underrepresented student groups and their families.</li> <li>Providing ongoing training and resources for program facilitators and mentors to ensure they are equipped to support the unique needs of English Learners, Foster Youth, and Low-Income students.</li> </ul> <p>By prioritizing inclusive and equitable access to youth leadership and mentoring programs, Santa Paula Unified School District aims to create a school environment where every student has the opportunity to thrive and reach their full potential.</p>	Middle and High School Dropout Rates

Goal and Action #	Identified Need(s)	How the Action(s) Address Need(s) and Why it is Provided on an LEA-wide or Schoolwide Basis	Metric(s) to Monitor Effectiveness
	<p>lack of targeted outreach and support. As a result, these student groups may miss out on valuable experiences that can contribute to their personal growth, academic success, and future aspirations.</p> <p>Specific data point: Unduplicated pupils have 40% lower participation rates in leadership activities.</p> <p>Feedback from educational partners: Students express a desire for more leadership opportunities.</p> <p>Improvement on current practice: Current leadership programs have limited reach and diversity.</p> <p><b>Scope:</b> LEA-wide</p>	<p>Specific skills/topics: Leadership skills; peer mentoring; community engagement; personal development.</p> <p>Expected improvement: Enhanced leadership and mentoring programs are expected to increase engagement and develop crucial life skills for unduplicated pupils. LEA-wide implementation ensures all students have access to leadership development opportunities.</p> <p>Why provided LEA-wide: Leadership and mentoring programs are offered LEA-wide to ensure equitable access to leadership development opportunities across all schools for all students, especially unduplicated pupils.</p>	
3.4	<p><b>Action:</b> P3d. Restorative Justice  (State Priority 6)</p> <p><b>Need:</b> Santa Paula Unified School District (SPUSD) has recognized the need to create a more positive, inclusive, and equitable school climate that supports all students' social-emotional well-being and academic success. Traditional disciplinary practices often disproportionately impact students from</p>	<p>By focusing on Restorative Justice, SPUSD is promoting a more restorative approach to discipline and conflict resolution. SPUSD is allocating LCAP funds to support the implementation of Restorative Justice/Practices across the district. By investing in Restorative Justice/Practices, SPUSD aims to foster strong, trusting relationships within the school community, promote social-emotional learning, reduce disciplinary issues, address equity concerns, and improve student attendance and academic success.</p> <p>Specific skills/topics:</p>	Discipline Referrals, Suspension Rates, and Expulsion Rates

Goal and Action #	Identified Need(s)	How the Action(s) Address Need(s) and Why it is Provided on an LEA-wide or Schoolwide Basis	Metric(s) to Monitor Effectiveness
	<p>marginalized backgrounds, including English Learners, Foster Youth, and Low-Income students. These student groups may face additional challenges that contribute to higher rates of disciplinary incidents and lower school engagement levels.</p> <p>Specific data point: Suspension rates for unduplicated pupils are 20% higher than for non-unduplicated peers.</p> <p>Feedback from educational partners: Students report feeling unfairly targeted by traditional discipline practices.</p> <p>Improvement on current practice: Current discipline approaches lack restorative elements.</p> <p><b>Scope:</b> LEA-wide</p>	<p>Conflict resolution, community building, accountability, and empathy development.</p> <p>Expected improvement: Restorative practices are expected to reduce suspensions and improve school climate for unduplicated pupils. LEA-wide implementation promotes a culture of restoration and equity across all schools.</p> <p>Why provided LEA-wide: Restorative practices are implemented LEA-wide to promote a consistent culture of restoration and equity across all schools.</p>	
<b>3.5</b>	<p><b>Action:</b> P3e. Positive Behavior and Intervention Supports-PBIS  (State Priority 6)</p> <p><b>Need:</b> Based on the 2022-2023 data, Santa Paula Unified School District (SPUSD) has identified a need to promote a more positive school culture, reduce disciplinary incidents, and support the social-emotional and academic</p>	<p>Through PBIS, SPUSD will work to enhance social-emotional learning, improve academic outcomes, and reduce disciplinary incidents for all students. PBIS is a proactive, evidence-based framework that focuses on establishing clear expectations, recognizing positive behaviors, and providing targeted interventions and support to students who need it. By investing in PBIS, SPUSD demonstrates its commitment to equity, inclusion, and the overall well-being and success of every student in the district.</p> <p>Specific skills/topics:</p>	California Healthy Kids Survey



Goal and Action #	Identified Need(s)	How the Action(s) Address Need(s) and Why it is Provided on an LEA-wide or Schoolwide Basis	Metric(s) to Monitor Effectiveness
	<p>success of all students. To address this need, SPUSD is allocating LCAP funds to support the implementation of Positive Behavioral Interventions and Supports (PBIS) across the district.</p> <p>Specific data point: Office referrals for unduplicated pupils are 30% higher than non-unduplicated peers.</p> <p>Feedback from educational partners: Teachers report the need for more positive behavior support strategies.</p> <p>Improvement on current practice: Current behavior management approaches lack consistency and positivity</p> <p><b>Scope:</b> LEA-wide</p>	<p>Positive behavior reinforcement, clear expectations, tiered interventions, and data-driven decision-making.</p> <p>Expected improvement: PBIS is expected to improve behavior, reduce disciplinary incidents, and enhance the school climate for unduplicated pupils. LEA-wide implementation ensures a consistent, positive approach to behavior support across all schools.</p> <p>Why provided LEA-wide: PBIS is implemented LEA-wide to ensure a consistent, positive approach to behavior support across all schools.</p>	
<b>3.6</b>	<p><b>Action:</b> P3f. Counselors/Mental Health Support  (State Priority 6)</p> <p><b>Need:</b> Based on the 2022-2023 data, English Learners, Foster Youth, and Low Income students have significantly lower participation rates in mental health services compared to the general student population. These student groups face unique challenges, such as language barriers, lack of access to resources,</p>	<p>By providing comprehensive mental health support, SPUSD aims to close the gap in access to these critical services and ensure that all students, regardless of their background or circumstances, have the opportunity to receive the support they need to thrive emotionally and academically. Counselor and Mental Health support are being implemented on an District wide basis because mental health is a fundamental aspect of student well-being and success, and it is essential that all students have access to high-quality mental health services. By investing in district-wide mental health support, SPUSD is creating a more equitable and inclusive learning</p>	School Attendance Rates



Goal and Action #	Identified Need(s)	How the Action(s) Address Need(s) and Why it is Provided on an LEA-wide or Schoolwide Basis	Metric(s) to Monitor Effectiveness
	<p>and financial constraints, which limit their ability to take advantage of these opportunities. To address this disparity and provide equitable access, SPUSD is allocating LCAP funds to support Mental Health Services across the district.</p> <p>Specific data point: Chronic absenteeism rates for unduplicated pupils are 15% higher than non-unduplicated peers.</p> <p>Feedback from educational partners: Students report the need for more mental health support.</p> <p>Improvement on current practice: Current counseling services have limited capacity and reach.</p> <p><b>Scope:</b> LEA-wide</p>	<p>environment that prioritizes the holistic development of every student.</p> <p>Specific skills/topics: Social-emotional learning, mental health counseling, crisis intervention, and academic guidance.</p> <p>Expected improvement: Enhanced counseling and mental health support is expected to improve attendance, behavior, and academic outcomes for unduplicated pupils. LEA-wide implementation ensures all students have access to comprehensive mental health support.</p> <p>Why provided LEA-wide: Mental health support is provided LEA-wide to ensure all students, particularly unduplicated pupils, have equitable access to comprehensive mental health services across all schools.</p>	
3.8	<p><b>Action:</b> P3h. Support Teen Parents  (State Priority 5)</p> <p><b>Need:</b> SPUSD identified the need to support English Learners, Foster Youth, and Low-Income teen parents by providing essential childcare services, enabling them to continue their education and work towards graduation. This</p>	<p>By offering reliable, high-quality childcare, SPUSD demonstrates its commitment to ensuring equitable access to educational opportunities and support for all students, particularly those who are most vulnerable. This strategic allocation of resources fosters a supportive and inclusive school environment that promotes the well-being and future success of English Learners, Foster Youth, and Low-Income teen parents, increasing their likelihood of graduating from high school and achieving their full potential.</p>	School Attendance Rates

Goal and Action #	Identified Need(s)	How the Action(s) Address Need(s) and Why it is Provided on an LEA-wide or Schoolwide Basis	Metric(s) to Monitor Effectiveness
	<p>targeted investment acknowledges the unique challenges faced by these unduplicated pupils, who often encounter significant barriers to completing their high school education due to the demands of balancing parental responsibilities with academic requirements.</p> <p>Specific data point: Dropout rates for teen parents are 25% higher than non-parenting peers.</p> <p>Feedback from educational partners: Teen parents report child care as a major barrier to school attendance.</p> <p>Improvement on current practice: Current support for teen parents is limited and inconsistent.</p> <p><b>Scope:</b> Schoolwide</p>	<p>Specific skills/topics: Childcare services; parenting education; academic support; life skills training.</p> <p>Expected improvement: Comprehensive support for teen parents is expected to increase graduation rates and improve outcomes for both parents and their children. Schoolwide implementation ensures all teen parents have access to needed support services.</p> <p>Why provided schoolwide: Support for teen parents is offered schoolwide to ensure all teen parents, especially unduplicated pupils, have equal access to the support services they need to continue their education.</p>	
3.9	<p><b>Action:</b> P3i Parent Involvement  (State Priority 3)</p> <p><b>Need:</b> Based on the 2022-2023 CAASPP and ELPAC data, English Learners, Foster Youth, and Low-Income students have scored significantly low. SPUSD understands the need to strengthen the partnership between</p>	<p>The district aims to provide various opportunities for English Learner, Foster Youth, and Low Income parents to actively participate in their children's learning, such as parent workshops, training sessions, and family engagement events. SPUSD understands that parent engagement is a key factor in student success, leading to improved academic performance, better attendance, and increased motivation for our English Learners, Foster Youth, and Low Income students.</p>	<p>CAASPP, ELPAC, and Reclassification Rates</p>

Goal and Action #	Identified Need(s)	How the Action(s) Address Need(s) and Why it is Provided on an LEA-wide or Schoolwide Basis	Metric(s) to Monitor Effectiveness
	<p>schools and families to support student success and improve academic outcomes.</p> <p><b>Scope:</b> LEA-wide</p>		
3.10	<p><b>Action:</b> P3j. District Communication</p> <p>(State Priority 3)</p> <p><b>Need:</b> Based on the 2022-2023 data, English Learners, Foster Youth, and Low-Income students have significantly lower participation rates in school site councils and parent advisory committees compared to the general student population. These student groups face unique challenges, such as language barriers, lack of access to resources, and financial constraints, which limit their ability to take advantage of these opportunities. To address this disparity and provide equitable access, Santa Paula Unified School District (SPUSD) has identified a need to improve communication channels between schools and families to ensure that parents can access timely and relevant information about their children's progress, school events, and available support services. Targeted support and resources are necessary to break down barriers to parent involvement and create a welcoming and inclusive school environment that encourages parents to actively participate in their children's education.</p>	<p>By investing in district-wide communication improvements, SPUSD is creating a more inclusive and supportive educational environment that fosters a culture of collaboration, trust, and shared responsibility. This will ultimately benefit the entire school community and lay the foundation for the long-term success of all its students, particularly those from unduplicated pupil groups. The actions taken by Santa Paula Unified School District (SPUSD) to allocate LCAP funds for enhancing district communication address the specific needs of English Learners, Foster Youth, and Low-Income students, who have been identified as having significantly lower participation rates in school site councils and parent advisory committees. By improving communication channels and breaking down barriers to parent involvement, SPUSD aims to provide equitable access to these decision-making processes for unduplicated pupils and their families. These actions are implemented district-wide to ensure that resources are distributed equitably across all schools, recognizing that effective communication and parent engagement are essential for the success of all students.</p> <p>The actions taken by Santa Paula Unified School District (SPUSD) to allocate LCAP funds to enhance district communication are designed to address the specific needs of English Learners,</p>	Parent Participation Attendance/Participation

Goal and Action #	Identified Need(s)	How the Action(s) Address Need(s) and Why it is Provided on an LEA-wide or Schoolwide Basis	Metric(s) to Monitor Effectiveness
	<p>Specific data point: Parent survey shows 40% of unduplicated families feel uninformed about school events and policies.</p> <p>Feedback from educational partners: Parents report the need for more diverse communication methods.</p> <p>Improvement on current practice: Current communication strategies rely heavily on traditional methods (e.g., printed newsletters and automated phone calls) that often fail to effectively reach or engage unduplicated families.</p> <p><b>Scope:</b> LEA-wide</p>	<p>Foster Youth, and Low-Income students, who have been identified as having significantly lower participation rates in school site councils and parent advisory committees. By improving communication channels and breaking down barriers to parent involvement, SPUSD aims to provide equitable access to these decision-making processes for all students and their families, regardless of their background or circumstances.</p> <p>Specific skills/topics: Multilingual communication; digital and traditional outreach methods; culturally responsive messaging.</p> <p>Expected improvement: Enhanced district communication is expected to increase parent engagement and improve home-school connections for unduplicated pupils. LEA-wide implementation ensures all families receive clear, consistent, and accessible information.</p> <p>Why provided LEA-wide: Enhanced communication strategies are implemented LEA-wide to ensure all families, especially those of unduplicated pupils, have equitable access to important information and engagement opportunities across all schools</p>	
3.11	<p><b>Action:</b> P3k. Development of MTSS, Multi-Tiered System of Supports</p> <p>(State Priorities 5 &amp; 6)</p>	<p>By providing targeted interventions and support at different intensity levels, MTSS will enhance academic achievement, improve school climate and student engagement, and reduce achievement gaps for these vulnerable student populations. The investment in MTSS aligns with the LCAP's primary goals of improving student</p>	<p>Discipline Referrals, Students Attendance Rates, CHKS Survey</p>

Goal and Action #	Identified Need(s)	How the Action(s) Address Need(s) and Why it is Provided on an LEA-wide or Schoolwide Basis	Metric(s) to Monitor Effectiveness
	<p><b>Need:</b> SPUSD identified the need to develop and implement a Multi-Tiered System of Supports (MTSS) framework to address the identified needs of English Learners, Foster Youth, and Low-Income students. This comprehensive, evidence-based approach integrates academic, behavioral, and social-emotional support to meet the diverse needs of these unduplicated pupils.</p> <p>Specific data point: 30% of unduplicated pupils require intensive academic or behavioral interventions.</p> <p>Feedback from educational partners: Teachers report a need for a more structured intervention system.</p> <p>Improvement on current practice: Current intervention approaches lack consistency and coordination.</p> <p><b>Scope:</b> LEA-wide</p>	<p>outcomes, closing achievement gaps, and ensuring equity for all students, particularly English Learners, Foster Youth, and Low-Income students. By allocating funds to develop and sustain an MTSS framework, SPUSD will create a more equitable and inclusive learning environment that supports the success of these unduplicated pupils.</p> <p>Specific skills/topics: Tiered academic and behavioral supports; data-driven decision making; progress monitoring.</p> <p>Expected improvement: MTSS is expected to provide more targeted, effective interventions for struggling students, particularly unduplicated pupils. LEA-wide implementation ensures a consistent, comprehensive support system across all schools.</p> <p>Why provided LEA-wide: MTSS is developed LEA-wide to ensure a consistent, comprehensive support system for all students, particularly unduplicated pupils, across all schools.</p>	
4.1	<p><b>Action:</b> P4a. Smaller Class Sizes</p> <p>PRIORITY 1</p> <p><b>Need:</b> English Learners, Foster Youth, and Low-Income students in SPUSD face unique</p>	<p>Reducing class sizes, particularly in the early grades, is a key strategy funded through SPUSD's LCAP to address the needs of English Learners, Foster Youth, and Low-Income students. By providing more individualized attention, educators can better identify and address the specific academic, social-emotional, and language development needs of these student groups. Smaller class sizes also facilitate improved</p>	Implementation of the Academic Content and Performance Standard

Goal and Action #	Identified Need(s)	How the Action(s) Address Need(s) and Why it is Provided on an LEA-wide or Schoolwide Basis	Metric(s) to Monitor Effectiveness
	<p>challenges and require targeted support to close achievement gaps and ensure educational equity. These student groups often benefit from more individualized attention, improved classroom management, and increased engagement, which can be achieved through smaller class sizes.</p> <p>Specific data point: Achievement gaps for unduplicated pupils are 20% wider in larger classes.</p> <p>Feedback from educational partners: Teachers report difficulty providing individualized support in large classes.</p> <p>Improvement on current practice: Current class sizes limit opportunities for differentiation and individual attention.</p> <p><b>Scope:</b> LEA-wide</p>	<p>classroom management and increased student engagement, which are essential for creating a supportive learning environment that promotes the success of high-needs students. Although this investment comes with significant costs, SPUSD recognizes that class size reduction is a critical component in closing achievement gaps and ensuring educational equity for English Learners, Foster Youth, and Low-Income students.</p> <p>Specific skills/topics: Differentiated instruction, individualized support, and increased student-teacher interaction.</p> <p>Expected improvement: Smaller class sizes are expected to allow for more personalized learning and close achievement gaps for unduplicated pupils. LEA-wide implementation ensures equitable access to smaller classes across all schools.</p> <p>Why provided LEA-wide: Smaller class sizes are implemented LEA-wide to ensure all students, especially unduplicated pupils, benefit from more individualized attention and support across all schools.</p>	
<b>4.2</b>	<p><b>Action:</b> P4b. Technology Equipment</p> <p>PRIORITY 1</p> <p><b>Need:</b> English Learners, Foster Youth, and Low-Income students in SPUSD face a digital</p>	<p>Investing in technology through the LCAP addresses the needs of English Learners, Foster Youth, and Low-Income students by ensuring equitable access to essential educational tools and resources. By consistently replacing Chromebooks and other critical equipment, SPUSD enables teachers to integrate technology seamlessly into their instruction, providing high-needs students with engaging, interactive learning experiences</p>	<p>Student Access to Standards-Aligned Instructional Materials</p>

Goal and Action #	Identified Need(s)	How the Action(s) Address Need(s) and Why it is Provided on an LEA-wide or Schoolwide Basis	Metric(s) to Monitor Effectiveness
	<p>divide that can hinder their access to modern educational tools and resources. These student groups need equitable access to technology to enhance their learning experiences, develop digital literacy skills, and prepare for success in an increasingly technology-driven world.</p> <p>Specific data point: 40% of unduplicated pupils lack access to technology at home.</p> <p>Feedback from educational partners: Students report technology access as barrier to completing assignments.</p> <p>Improvement on current practice: Current technology resources are outdated or insufficient.</p> <p><b>Scope:</b> LEA-wide</p>	<p>that promote academic success. This ongoing investment helps close the digital divide for these student groups, allowing them to develop crucial digital literacy skills and access a wealth of online educational resources that support their learning. Moreover, equitable access to technology empowers English Learners, Foster Youth, and Low-Income students to participate fully in modern educational experiences, preparing them for success in higher education and future careers. Although maintaining and updating technology requires significant resources, SPUSD recognizes it as a vital use of LCAP funds to support equitable access to high-quality teaching and learning experiences for these student groups.</p> <p>Specific skills/topics: Digital literacy; access to online resources; technology-enhanced learning.</p> <p>Expected improvement: Increased access to technology is expected to close the digital divide and improve academic outcomes for unduplicated pupils. LEA-wide implementation ensures all students have equitable access to modern learning tools.</p> <p>Why provided LEA-wide: Technology equipment is provided LEA-wide to ensure all students, particularly unduplicated pupils, have equitable access to modern learning tools across all schools.</p>	
<b>4.3</b>	<b>Action:</b> P4c. Technology Infrastructure	By investing in technology infrastructure through LCAP funding, SPUSD addresses the needs of English Learners, Foster Youth, and Low-Income	Facilities in Good Repair



Goal and Action #	Identified Need(s)	How the Action(s) Address Need(s) and Why it is Provided on an LEA-wide or Schoolwide Basis	Metric(s) to Monitor Effectiveness
	<p>PRIORITY 1</p> <p><b>Need:</b> English Learners, Foster Youth, and Low-Income students in SPUSD face a digital divide that hinders their access to online learning resources and opportunities to develop essential 21st-century skills.</p> <p>Specific data point: Network outages disrupt learning for 20% of instructional time in high-need schools.</p> <p>Feedback from educational partners: Teachers report frustration with unreliable technology infrastructure.</p> <p>Improvement on current practice: Current infrastructure struggles to support increased technology use.</p> <p><b>Scope:</b> LEA-wide</p>	<p>students by ensuring equitable access to digital resources and online learning platforms. This investment helps close the digital divide, enabling these student groups to develop crucial skills such as digital literacy, critical thinking, and collaboration. Moreover, the expanded learning opportunities and personalized learning experiences made possible by this technology investment cater to the individual needs and learning styles of English Learners, Foster Youth, and Low-Income students, promoting their academic success and preparing them for future challenges in a digital world.</p> <p>Specific skills/topics: Reliable internet access; support for digital learning platforms; capacity for online assessments.</p> <p>Expected improvement: Enhanced infrastructure is expected to support seamless technology integration and improve digital learning opportunities for all students, particularly benefiting unduplicated pupils. LEA-wide implementation ensures consistent, reliable technology access across all schools.</p> <p>Why provided LEA-wide: Technology infrastructure improvements are made LEA-wide to ensure consistent, reliable technology access across all schools.</p>	
4.4	<p><b>Action:</b> P4d. Computer Technician Staff</p> <p>PRIORITY 1</p>	Allocating LCAP funds for computer technician staff addresses the needs of English Learners, Foster Youth, and Low-Income students by ensuring that the district's technology infrastructure	Facilities in Good Repair



Goal and Action #	Identified Need(s)	How the Action(s) Address Need(s) and Why it is Provided on an LEA-wide or Schoolwide Basis	Metric(s) to Monitor Effectiveness
	<p><b>Need:</b> English Learners, Foster Youth, and Low-Income students in SPUSD require reliable access to functional technology and timely technical support to ensure equitable learning opportunities and minimize disruptions to their academic progress.</p> <p>Specific data point: Tech support requests from high-need schools are 30% higher than other schools.</p> <p>Feedback from educational partners: Staff report delays in addressing technology issues.</p> <p>Improvement on current practice: Current tech support is understaffed and reactive.</p> <p><b>Scope:</b> LEA-wide</p>	<p>is effectively maintained and that these student groups have consistent access to the devices and software necessary for their learning. Skilled computer technicians minimize technical issues that could disproportionately impact these students, who may have limited access to technology outside of school. By providing timely technical support, computer technicians enable teachers to focus on delivering instruction that meets the unique needs of English Learners, Foster Youth, and Low-Income students rather than managing technology problems. This targeted investment in technical staff maximizes the impact of the district's technology resources on the academic outcomes of these student groups, demonstrating SPUSD's commitment to equitable access and support for all learners.</p> <p>Specific skills/topics: Timely tech support; proactive maintenance; staff technology training.</p> <p>Expected improvement: Increased tech support is expected to minimize disruptions to digital learning and ensure reliable technology access for unduplicated pupils. LEA-wide implementation ensures consistent, responsive tech support across all schools.</p> <p>Why provided LEA-wide: Computer technician staff are provided LEA-wide to ensure consistent, responsive tech support across all schools.</p>	

Goal and Action #	Identified Need(s)	How the Action(s) Address Need(s) and Why it is Provided on an LEA-wide or Schoolwide Basis	Metric(s) to Monitor Effectiveness
<p><b>4.5</b></p>	<p><b>Action:</b> P4e. Prep Periods</p> <p>PRIORITY 7</p> <p><b>Need:</b> Isbell Middle School serves a large population of high-needs students, including low-income English learners and foster youth. These students require academic support and interventions to address their unique learning needs and barriers to academic success. Providing additional teacher prep time will enable educators to analyze student data to identify and address learning gaps, collaborate on effective strategies for high-needs populations, and strengthen communication with families of at-risk students. This targeted investment aligns with the LCAP's priorities of improving educational experiences and closing achievement gaps for the district's most vulnerable student subgroups.</p> <p>Specific data point: Teachers report 50% less time for lesson planning and individualized support in high-need schools.</p> <p>Feedback from educational partners: Teachers express a need for more preparation time to support diverse learners.</p> <p>Improvement on current practice: Current schedules provide limited time for planning and collaboration.</p>	<p>The additional teacher prep time funded through LCAP will enable Teachers to: (1) regularly analyze student data to identify learning needs, monitor progress, and adjust instruction accordingly; and (2) collaborate on effective strategies and participate in professional development focused on supporting the academic, social-emotional, and behavioral needs of English learners, foster youth, and low-income students.</p> <p>Specific skills/topics: Collaborative planning; data analysis; differentiated lesson design.</p> <p>Expected improvement: Additional prep time is expected to enhance instruction quality and support for unduplicated pupils. Schoolwide implementation ensures all teachers have adequate time to plan and prepare for diverse learners.</p> <p>Why provided schoolwide: Additional prep periods are provided schoolwide to ensure all teachers have adequate time to plan and prepare for diverse learners, particularly benefiting unduplicated pupils.</p>	<p>Implementation of the Academic Content and Performance Standards</p>

Goal and Action #	Identified Need(s)	How the Action(s) Address Need(s) and Why it is Provided on an LEA-wide or Schoolwide Basis	Metric(s) to Monitor Effectiveness
	<b>Scope:</b> Schoolwide		
<b>4.6</b>	<b>Action:</b> P4f. Administrative Support  PRIORITY 1  <b>Need:</b> English Learners, Foster Youth, and Low-Income students in SPUSD require comprehensive support services, targeted interventions, and a positive school climate to address achievement gaps and promote their academic success.  Specific data point: Disciplinary incidents in high-need schools are 25% higher than other schools.  Feedback from educational partners: Principals report the need for additional support to address student needs.  Improvement on current practice: Current administrative staffing struggles to meet demands of high-need schools.  <b>Scope:</b> Schoolwide	By allocating LCAP funds to hire assistant principals at Glen City Elementary, Isbell Middle School, and Santa Paula High School, SPUSD addresses the needs of English Learners, Foster Youth, and Low-Income students in several ways. The assistant principals will enhance the schools' capacity to deliver effective, research-based instructional practices and implement targeted interventions that specifically support these student groups. They will also oversee and coordinate comprehensive support services, ensuring that English Learners, Foster Youth, and Low-Income students receive the academic, social-emotional, and other assistance they need to succeed. Furthermore, the assistant principals will work to strengthen connections between the schools and their communities, promoting family engagement and collaboration, which is particularly important for these student groups. By fostering a safer and more positive school climate, the assistant principals will create an inclusive environment that supports the well-being and academic growth of all students, with a focus on the unique needs of English Learners, Foster Youth, and Low-Income students.  Specific skills/topics: Instructional leadership, behavior management, family engagement.  Expected improvement:	Student Access to Standards-Aligned Instructional Materials

Goal and Action #	Identified Need(s)	How the Action(s) Address Need(s) and Why it is Provided on an LEA-wide or Schoolwide Basis	Metric(s) to Monitor Effectiveness
		<p>Additional administrative support is expected to improve school climate, reduce disciplinary issues, and enhance support for unduplicated pupils. Schoolwide implementation ensures comprehensive leadership and support at high-need schools.</p> <p>Why provided schoolwide: Additional administrative support is provided schoolwide to ensure comprehensive leadership and support at high-need schools with significant unduplicated pupil populations.</p>	
4.7	<p><b>Action:</b> P4g. Athletic Trainer</p> <p>PRIORITY 1</p> <p><b>Need:</b> English Learners, Foster Youth, and Low-Income students in SPUSD may face barriers to accessing essential healthcare services and support, which can impact their physical well-being and overall academic success.</p> <p>Specific data point: Sports participation rates for unduplicated pupils are 20% lower than non-unduplicated peers.</p> <p>Feedback from educational partners: Coaches report the need for better injury prevention and management.</p> <p>Improvement on current practice:</p>	<p>By funding an athletic trainer through LCAP, SPUSD addresses the needs of English Learners, Foster Youth, and Low-Income students by ensuring equitable access to professional healthcare support for all student-athletes, regardless of their socioeconomic background or athletic ability. This investment is particularly important for these student groups, who may face financial or other barriers to accessing necessary healthcare services outside of school. The athletic trainer's presence ensures that English Learners, Foster Youth, and Low-Income students participating in sports have the support they need to maintain their physical health and safety, reducing the risk of injuries and facilitating timely management of any health concerns. By promoting overall student well-being, this action contributes to a positive school environment that supports the learning and achievement of these student groups, ultimately fostering their academic success.</p> <p>Specific skills/topics:</p>	Implementation of the Academic Content and Performance Standards

Goal and Action #	Identified Need(s)	How the Action(s) Address Need(s) and Why it is Provided on an LEA-wide or Schoolwide Basis	Metric(s) to Monitor Effectiveness
	<p>Current athletic support lacks specialized medical expertise.</p> <p><b>Scope:</b> Schoolwide</p>	<p>Injury prevention; sports medicine; athlete health education.</p> <p>Expected improvement: Providing an athletic trainer is expected to increase safe participation in sports for unduplicated pupils. Schoolwide implementation ensures all student-athletes have access to high-quality sports medicine support.</p> <p>Why provided schoolwide: An athletic trainer is provided schoolwide to ensure all student-athletes, especially unduplicated pupils, have access to high-quality sports medicine support.</p>	
<b>4.8</b>	<p><b>Action:</b> P4h. Transportation: Athletic Events</p> <p>PRIORITY 1</p> <p><b>Need:</b> English Learners, Foster Youth, and Low-Income students in SPUSD benefit from participation in athletic events. This activity contributes to their physical, mental, and social development and ultimately supports their academic success.</p> <p>Specific data point: 30% of unduplicated pupils cite transportation as barrier to sports participation.</p> <p>Feedback from educational partners:</p>	<p>By funding transportation, SPUSD enables English Learners, Foster Youth, and Low-Income student-athletes to engage fully in the athletic experiences that contribute to their personal growth, teamwork skills, and sense of belonging within the school community. This action promotes inclusivity and ensures that these student groups can continue to benefit from the positive impacts of athletic participation on their overall development and academic success. By allocating LCAP funds to cover the significant increase in transportation costs for athletic events, SPUSD ensures that English Learners, Foster Youth, and Low-Income students can continue to participate in away games and tournaments, maintaining equitable access to the valuable experiences and opportunities provided by the district's athletic programs. This investment is particularly important for these student groups, demonstrating SPUSD's</p>	Facilities in Good Repair

Goal and Action #	Identified Need(s)	How the Action(s) Address Need(s) and Why it is Provided on an LEA-wide or Schoolwide Basis	Metric(s) to Monitor Effectiveness
	<p>Coaches report transportation costs limit participation in away games.</p> <p>Improvement on current practice: Current transportation budget limits athletic opportunities.</p> <p><b>Scope:</b> Schoolwide</p>	<p>commitment to their holistic development and well-being.</p> <p>Specific skills/topics: Safe transportation; increased participation opportunities; equitable access to athletics.</p> <p>Expected improvement: Providing transportation is expected to increase sports participation for unduplicated pupils. Schoolwide implementation ensures all student-athletes have equal opportunities to participate in away games and tournaments.</p> <p>Why provided schoolwide: Transportation for athletic events is provided schoolwide to ensure all student-athletes, particularly unduplicated pupils, have equal opportunities to participate in away games and tournaments.</p>	
<b>4.9</b>	<p><b>Action:</b> P4i. Athletic Director</p> <p>PRIORITY 1</p> <p><b>Need:</b> English Learners, Foster Youth, and Low-Income students at Santa Paula High School benefit from a well-organized and efficiently run athletic program that promotes their physical, social, and emotional well-being, as well as their academic success.</p> <p>Specific data point:</p>	<p>By collaborating with coaches and teachers to monitor student-athletes' academic progress, the Athletic Director helps to ensure that English Learners, Foster Youth, and Low-Income students have the support they need to succeed in both their athletic and academic pursuits. Ultimately, this investment in an Athletic Director position demonstrates SPUSD's commitment to providing a well-rounded educational experience that promotes equity and success for all students. By allocating LCAP funds to provide an Athletic Director position at the high school level, SPUSD ensures that English Learners, Foster Youth, and Low-Income students have equal access to a high-quality athletic program that supports their overall</p>	Implementation of the Academic Content and Performance Standards

Goal and Action #	Identified Need(s)	How the Action(s) Address Need(s) and Why it is Provided on an LEA-wide or Schoolwide Basis	Metric(s) to Monitor Effectiveness
	<p>Athletic program participation rates are 25% lower for unduplicated pupils.</p> <p>Feedback from educational partners: Coaches report need for better program coordination and support.</p> <p>Improvement on current practice: Current athletic administration lacks capacity for program expansion and equity focus.</p> <p><b>Scope:</b> Schoolwide</p>	<p>development. The Athletic Director plays a crucial role in overseeing the planning, organization, and administration of all sports programs, ensuring that these student groups can participate in a well-structured and inclusive athletic environment.</p> <p>Specific skills/topics: Program management; equity in athletics; student-athlete support.</p> <p>Expected improvement: An Athletic Director is expected to enhance athletic opportunities and support for unduplicated pupils. Schoolwide implementation ensures comprehensive oversight and development of inclusive athletic programs.</p> <p>Why provided schoolwide: An Athletic Director is provided schoolwide to ensure comprehensive oversight and development of inclusive athletic programs that benefit all students, especially unduplicated pupils.</p>	
4.10	<p><b>Action:</b> P4j. Office Assistant Support</p> <p>PRIORITY 1</p> <p><b>Need:</b> English Learners, Foster Youth, and Low-Income students in SPUSD require a welcoming, accessible, and efficiently run school front office that promotes active parent and community engagement in their education.</p>	<p>By creating a welcoming school environment and streamlining office operations, this investment encourages parents of English Learners, Foster Youth, and Low-Income students to become more actively involved in their children's education. Ultimately, by demonstrating a commitment to excellent service, improving bilingual accessibility, and fostering strong partnerships with parents and the community, SPUSD is better equipped to support the unique needs of these student groups and promote their academic success. By allocating LCAP funds to provide additional Office Assistant support in school front offices, SPUSD addresses</p>	Facilities in Good Repair



Goal and Action #	Identified Need(s)	How the Action(s) Address Need(s) and Why it is Provided on an LEA-wide or Schoolwide Basis	Metric(s) to Monitor Effectiveness
	<p>Specific data point: Parent engagement rates are 30% lower for families of unduplicated pupils.</p> <p>Feedback from educational partners: Front office staff report difficulty managing high volumes of needs in diverse communities.</p> <p>Improvement on current practice: Current office staffing struggles to provide timely, culturally responsive support.</p> <p><b>Scope:</b> LEA-wide</p>	<p>the specific needs of English Learners, Foster Youth, and Low-Income students in several ways. Hiring a bilingual Office Assistant improves communication and accessibility for non-English-speaking parents. This ensures that these parents feel welcome and well-informed about their child's education, promoting greater engagement and support for their academic success.</p> <p>Specific skills/topics: Multilingual communication; culturally responsive customer service; efficient office management.</p> <p>Expected improvement: Additional office support is expected to improve communication and engagement with families of unduplicated pupils. LEA-wide implementation ensures all school offices can provide high-quality, responsive support to diverse families.</p> <p>Why provided LEA-wide: Additional office support is provided LEA-wide to ensure all school offices can provide high-quality, responsive support to diverse families across the district.</p>	
4.11	<p><b>Action:</b> P4k. Childcare and Interpretation Services</p> <p>PRIORITY 1</p> <p><b>Need:</b> English Learners, Foster Youth, and Low-Income students in SPUSD need their parents/guardians to be actively engaged in</p>	<p>By making these events more accessible, SPUSD encourages greater parent engagement for these student groups, which is known to positively impact student achievement and overall success. Moreover, the enhanced communication and stronger school-home partnerships fostered by these services benefit English Learners, Foster Youth, and Low-Income students by creating a more supportive and collaborative educational environment. By addressing the specific needs of</p>	Implementation of the Academic Content and Performance Standards



Goal and Action #	Identified Need(s)	How the Action(s) Address Need(s) and Why it is Provided on an LEA-wide or Schoolwide Basis	Metric(s) to Monitor Effectiveness
	<p>their education, which requires removing barriers to participation and providing equitable access to school events and information.</p> <p>Specific data point: Parent participation in school events is 40% lower for non-English speaking families.</p> <p>Feedback from educational partners: Parents cite childcare and language barriers as obstacles to school involvement.</p> <p>Improvement on current practice: Current parent engagement efforts lack consistent support for these barriers.</p> <p><b>Scope:</b> LEA-wide</p>	<p>these student groups through targeted support services, SPUSD demonstrates its commitment to promoting equity, inclusion, and academic success for all students. By investing LCAP funds to provide childcare and interpretation services for district and school events requiring parent/guardian attendance, SPUSD directly addresses the needs of English Learners, Foster Youth, and Low-Income students. Interpretation services are crucial for English learners to ensure that their parents, who may not be proficient in English, can fully understand and participate in school events. This promotes equity and inclusion, enabling these parents to be active partners in their children's education. Providing childcare services for Foster Youth and Low-Income students removes a potential barrier to their parents' or guardians' attendance, as they may not have access to affordable childcare options.</p> <p>Specific skills/topics: Multilingual interpretation; culturally responsive childcare; parent engagement strategies.</p> <p>Expected improvement: Providing childcare and interpretation is expected to significantly increase parent participation for families of unduplicated pupils. LEA-wide implementation ensures all schools can offer these supports for family engagement events.</p> <p>Why provided LEA-wide: Childcare and interpretation services are offered LEA-wide to ensure all schools can provide these supports for family engagement events,</p>	

Goal and Action #	Identified Need(s)	How the Action(s) Address Need(s) and Why it is Provided on an LEA-wide or Schoolwide Basis	Metric(s) to Monitor Effectiveness
		particularly benefiting families of unduplicated pupils.	
<b>4.12</b>	<p><b>Action:</b> P4I. District Safety Support</p> <p>PRIORITY1</p> <p><b>Need:</b> English Learners, Foster Youth, and Low-Income students in SPUSD require a safe, inclusive, and supportive learning environment that promotes their physical and emotional well-being, enabling them to focus on their academic growth and success.</p> <p>Specific data point: Incidents of bullying and harassment are 20% higher in schools with high unduplicated pupil populations.</p> <p>Feedback from educational partners: Students report feeling unsafe in certain areas of campus.</p> <p>Improvement on current practice: Current safety measures lack comprehensive coverage and proactive strategies.</p> <p><b>Scope:</b> LEA-wide</p>	<p>Allocating LCAP funds to employ Campus Safety Supervisors directly addresses the needs of English Learners, Foster Youth, and Low-Income students by ensuring they have equitable access to a secure and nurturing learning environment. These student groups may face unique challenges, such as language barriers, social-emotional difficulties, or socioeconomic disadvantages, which can make them more vulnerable to bullying, harassment, or violence. By having dedicated Campus Safety Supervisors, SPUSD proactively works to prevent and address these potential safety concerns, creating a culture of respect and inclusivity that is particularly beneficial for English Learners, Foster Youth, and Low-Income students.</p> <p>The presence of Campus Safety Supervisors contributes to a sense of security and belonging among these student groups, which can positively impact their attendance, engagement, and ultimately, their academic achievement. By fostering a safe and supportive environment, SPUSD enables English Learners, Foster Youth, and Low-Income students to focus on their learning and personal growth rather than worrying about their physical or emotional well-being. This strategic investment in campus safety aligns with SPUSD's commitment to providing equitable educational opportunities and support for all students, particularly those who may face additional challenges. By addressing the specific safety needs of English Learners, Foster Youth,</p>	Facilities in Good Repair

Goal and Action #	Identified Need(s)	How the Action(s) Address Need(s) and Why it is Provided on an LEA-wide or Schoolwide Basis	Metric(s) to Monitor Effectiveness
		<p>and Low-Income students, SPUSD creates a foundation for their success and helps close achievement gaps.</p> <p>Specific skills/topics: Campus supervision; conflict resolution; emergency preparedness.</p> <p>Expected improvement: Enhanced safety support is expected to reduce incidents and improve school climate, particularly benefiting unduplicated pupils. LEA-wide implementation ensures consistent, high-quality safety measures across all schools.</p> <p>Why provided LEA-wide: Enhanced safety support is provided LEA-wide to ensure consistent, high-quality safety measures across all schools.</p>	
<b>4.13</b>	<p><b>Action:</b> P4m. School Safety Measures</p> <p>PRIORITY 1</p> <p><b>Need:</b> English Learners, Foster Youth, and Low-Income students require a safe, secure, and inclusive learning environment that supports their physical, emotional, and intellectual well-being and enables them to focus on their education and personal growth.</p> <p>Specific data point:</p>	<p>Investing LCAP funds in school safety measures directly addresses the needs of English Learners, Foster Youth, and Low-Income students by ensuring access to a secure and nurturing learning environment. These student groups may face unique challenges, making them more vulnerable to potential safety concerns. Implementing a comprehensive school safety approach creates a safe and inclusive environment that is particularly beneficial for these at-risk student populations, alleviating distractions and fears associated with potential safety issues. This allows them to focus on learning and personal growth. A culture of safety and inclusivity promotes a positive school climate, encouraging attendance, engagement, and academic success. Investing in school safety</p>	Facilities in Good Repair

Goal and Action #	Identified Need(s)	How the Action(s) Address Need(s) and Why it is Provided on an LEA-wide or Schoolwide Basis	Metric(s) to Monitor Effectiveness
	<p>30% of unduplicated pupils report feeling unsafe at school.</p> <p>Feedback from educational partners: Parents express concerns about campus security.</p> <p>Improvement on current practice: Current safety infrastructure is outdated or insufficient.</p> <p><b>Scope:</b> LEA-wide</p>	<p>through LCAP funds demonstrates our commitment to providing an equitable, supportive, and high-quality educational experience for all students, particularly the most vulnerable. By addressing their specific safety needs, we create a foundation for their success, help close achievement gaps, and empower them to reach their full potential in a secure and caring environment.</p> <p>Specific skills/topics: Physical security enhancements; safety protocols; emergency response systems.</p> <p>Expected improvement: Improved safety measures are expected to create a more secure learning environment, particularly benefiting unduplicated pupils. LEA-wide implementation ensures all schools maintain high safety standards.</p> <p>Why provided LEA-wide: Improved safety measures are implemented LEA-wide to ensure all schools maintain high safety standards, particularly benefiting unduplicated pupils.</p>	
<b>4.14</b>	<p><b>Action:</b> P4n. Custodial Staff</p> <p>PRIORITY 1</p> <p><b>Need:</b></p>	<p>SPUSD's investment in custodial staff through LCAP funds directly addresses the needs of English Learners, Foster Youth, and Low-Income students by ensuring access to clean and safe facilities, regardless of background. This is particularly important for at-risk student populations who may face additional barriers to academic success and be more susceptible to the</p>	Facilities in Good Repair

Goal and Action #	Identified Need(s)	How the Action(s) Address Need(s) and Why it is Provided on an LEA-wide or Schoolwide Basis	Metric(s) to Monitor Effectiveness
	<p>English Learners, Foster Youth, and Low-Income students require a clean, safe, and well-maintained learning environment that promotes their health, well-being, and academic success.</p> <p>Specific data point: 25% of unduplicated pupils report poor facilities conditions as barriers to learning.</p> <p>Feedback from educational partners: Teachers report cleanliness issues impacting instruction.</p> <p>Improvement on current practice: Current custodial staffing struggles to maintain high standards in all areas.</p> <p><b>Scope:</b> LEA-wide</p>	<p>negative impacts of unsafe school environments on their learning and well-being. Investing in custodial staff demonstrates SPUSD's commitment to equity and inclusion, ensuring all students have access to a positive learning environment that fosters engagement and academic success, creating a foundation for their overall well-being and achievement.</p> <p>Specific skills/topics: Thorough cleaning practices, preventative maintenance, and healthy learning environments.</p> <p>Expected improvement: Enhanced custodial support is expected to improve facility conditions and create healthier learning environments, particularly benefiting unduplicated pupils. LEA-wide implementation ensures all schools maintain high cleanliness and maintenance standards.</p> <p>Why provided LEA-wide: Enhanced custodial support is provided LEA-wide to ensure all schools maintain high cleanliness and maintenance standards, creating healthy learning environments for all students.</p>	
<b>4.15</b>	<p><b>Action:</b> P4o. Quality School Facilities/Deferred Maintenance</p> <p>PRIORITY 1</p> <p><b>Need:</b></p>	<p>By allocating funds for innovative spaces and deferred maintenance, SPUSD directly addresses the needs of English Learners, Foster Youth, and Low-Income students who may face disparities in access to high-quality learning environments and resources. Investing in innovative furniture ensures all students have access to modern, flexible spaces that promote collaboration and engagement, particularly benefiting those who</p>	Facilities in Good Repair

Goal and Action #	Identified Need(s)	How the Action(s) Address Need(s) and Why it is Provided on an LEA-wide or Schoolwide Basis	Metric(s) to Monitor Effectiveness
	<p>English Learners, Foster Youth, and Low-Income students in SPUSD require equitable access to modern, engaging, and well-maintained learning environments that promote collaboration, innovation, and academic success.</p> <p>Specific data point: Schools with high unduplicated pupil populations have 30% more deferred maintenance needs.</p> <p>Feedback from educational partners: Students and staff report facility issues impacting learning and morale.</p> <p>Improvement on current practice: Current maintenance approach is largely reactive and underfunded</p> <p><b>Scope:</b> LEA-wide</p>	<p>may not have such resources outside of school. Setting aside funds for deferred maintenance ensures all facilities are in good repair, providing a safe and conducive learning environment, which is especially critical for students from disadvantaged backgrounds who may attend schools with older or less well-maintained facilities. By creating engaging, equitable, and well-maintained learning spaces, SPUSD addresses the specific needs of these student groups, promoting their academic success and closing achievement gaps.</p> <p>Specific skills/topics: Facility upgrades; preventative maintenance; modern learning environments.</p> <p>Expected improvement: Investing in facilities is expected to create more equitable, conducive learning environments, particularly benefiting unduplicated pupils. LEA-wide implementation ensures all schools receive necessary upgrades and maintenance.</p> <p>Why provided LEA-wide: Facility improvements are made LEA-wide to ensure all schools receive necessary upgrades and maintenance, creating equitable learning environments across the district.</p>	
<b>4.16</b>	<p><b>Action:</b> P4p. Health Service Specialist</p> <p>PRIORITY 1</p> <p><b>Need:</b></p>	<p>The deployment of Health Services Specialists across all SPUSD school sites, funded through LCAP, directly addresses the health and wellness needs of English Learners, Foster Youth, and Low-Income students. These specialists ensure equitable access to essential health services, promote a healthier learning environment, and</p>	Facilities in Good Repair

Goal and Action #	Identified Need(s)	How the Action(s) Address Need(s) and Why it is Provided on an LEA-wide or Schoolwide Basis	Metric(s) to Monitor Effectiveness
	<p>English Learners, Foster Youth, and Low-Income students in SPUSD require enhanced access to comprehensive health services and wellness initiatives to support their overall well-being and academic success.</p> <p>Specific data point: Chronic health issues impact attendance for 20% of unduplicated pupils.</p> <p>Feedback from educational partners: School staff report a need for more on-site health support.</p> <p>Improvement on current practice: Current health services are limited and often not immediately accessible</p> <p><b>Scope:</b> LEA-wide</p>	<p>provide targeted support to students facing unique challenges. By prioritizing the well-being of these student groups, SPUSD aims to mitigate barriers to learning and foster a supportive educational community that enables all students to thrive academically and personally.</p> <p>Specific skills/topics: On-site medical care; health education; chronic disease management.</p> <p>Expected improvement: Providing Health Service Specialists is expected to improve health outcomes and reduce health-related absences for unduplicated pupils. LEA-wide implementation ensures all students have access to on-site health support.</p> <p>Why provided LEA-wide: Health Service Specialists are provided LEA-wide to ensure all students, particularly unduplicated pupils, have access to on-site health support across all schools.</p>	
<b>4.17</b>	<p><b>Action:</b> P4q. Senior Accountant</p> <p>PRIORITY 1</p> <p><b>Need:</b> Helps to advise and administer LCAP funding</p> <p>Specific data point: Audit findings show 15% of supplemental and concentration funds not optimally allocated.</p>	<p>Proper use of Supp/Con funding by staff throughout the district will improve the efficacy of the LCAP</p> <p>Specific skills/topics: LCAP budgeting; equity-focused resource allocation; financial compliance.</p> <p>Expected improvement: A Senior Accountant focused on LCAP is expected to ensure more effective use of funds to support unduplicated pupils. LEA-wide implementation</p>	LCAP Carryover. The District should use the LCAP funds appropriately each year



Goal and Action #	Identified Need(s)	How the Action(s) Address Need(s) and Why it is Provided on an LEA-wide or Schoolwide Basis	Metric(s) to Monitor Effectiveness
	<p>Feedback from educational partners: Administrators report need for more support in LCAP budgeting.</p> <p>Improvement on current practice: Current financial oversight lacks specific focus on equity in resource allocation.</p> <p><b>Scope:</b> LEA-wide</p>	<p>ensures consistent, equitable financial practices across all schools.</p> <p>Why provided LEA-wide: A Senior Accountant focused on LCAP is provided LEA-wide to ensure consistent, equitable financial practices and resource allocation across all schools.</p>	

### **Limited Actions**

For each action being solely provided to one or more unduplicated student group(s), provide an explanation of (1) the unique identified need(s) of the unduplicated student group(s) being served, (2) how the action is designed to address the identified need(s), and (3) how the effectiveness of the action in improving outcomes for the unduplicated student group(s) will be measured.

Goal and Action #	Identified Need(s)	How the Action(s) are Designed to Address Need(s)	Metric(s) to Monitor Effectiveness
<b>1.4</b>	<p><b>Action:</b> P1d. Transitional Kindergarten and Kindergarten Bilingual Instructional Aides (IAs)</p> <p>(State Priority 4)</p> <p><b>Need:</b> Our SPUSD English learners in Transitional Kindergarten (TK) and Kindergarten often encounter challenges when transitioning to formal schooling.</p>	<p>This action supports the hiring of Transitional Kindergarten and Kindergarten Bilingual Instructional Aides.</p> <p>Specific skills/topics: Early language acquisition, bilingual instruction, culturally responsive teaching. By hiring Transitional Kindergarten and Kindergarten Bilingual Instructional Aides, SPUSD aims to ease this process; our Bilingual Instructional Assistants (IAs) will offer targeted language support, small group instruction, and individualized attention. This focused assistance</p>	ELPAC Scores and Reclassification Rates



Goal and Action #	Identified Need(s)	How the Action(s) are Designed to Address Need(s)	Metric(s) to Monitor Effectiveness
	<p>Specific data point: 2022-23 Initial ELPAC scores show 77.17% of English Learners entering kindergarten are at the Novice English Learner level.</p> <p>Feedback from educational partners: TK/K teachers report challenges in supporting and meeting students' diverse language needs.</p> <p>Improvement on current practice: Current staffing provides limited specialized bilingual support in early grades.</p> <p><b>Scope:</b> Limited to Unduplicated Student Group(s)</p>	<p>facilitates a smoother and more successful adjustment for our young learners.</p> <p>Expected improvement: Bilingual IAs will provide targeted language support, facilitating smoother transitions for English Learners. This enhanced support is expected to accelerate English proficiency development, improve kindergarten readiness, and set a stronger foundation for long-term academic success.</p>	
1.8	<p><b>Action:</b> P1h. Newcomer Teacher</p> <p>(State Priorities 4 &amp; 7)</p> <p><b>Need:</b> Santa Paula Unified School District (SPUSD) has identified the need to provide specialized support for recently arrived immigrant students and English Language Learners. The Newcomer Teacher will help address this issue by offering targeted language acquisition programs, creating a welcoming and inclusive learning environment, and facilitating communication between schools and families</p>	<p>The Newcomer Teacher at SPUSD will address the needs of immigrant students and English learners in several key ways:</p> <ul style="list-style-type: none"> <li>• Providing targeted language acquisition programs to accelerate English proficiency development and help students access grade-level content.</li> <li>• Creating a welcoming and inclusive learning environment that promotes student engagement, motivation, and a sense of belonging.</li> <li>• Facilitating effective school-family communication to ensure families are informed about their children's progress and available resources.</li> </ul>	ELPAC

Goal and Action #	Identified Need(s)	How the Action(s) are Designed to Address Need(s)	Metric(s) to Monitor Effectiveness
	<p>to ensure equitable access to education and prevent achievement gaps.</p> <p>Specific data point: A percentage of English Learners are classified as newcomers, with ELPAC scores at the beginning level.</p> <p>Feedback from educational partners: Teachers report challenges in meeting the needs of newly arrived English Learner students.</p> <p>Improvement on current practice: Current EL support provides a limited specialized focus on newcomer needs.</p> <p><b>Scope:</b> Limited to Unduplicated Student Group(s)</p>	<ul style="list-style-type: none"> <li>Ensuring equitable access to education through differentiated instruction, scaffolding strategies, and culturally responsive teaching practices that acknowledge students' diverse backgrounds and experiences, ultimately helping to close achievement gaps and promote long-term success.</li> </ul> <p>Specific skills/topics: Intensive English language development, acculturation support, and content area scaffolding. The Newcomer Teacher at SPUSD will address the needs of immigrant students and English learners in several key ways:</p> <ul style="list-style-type: none"> <li>Providing targeted language acquisition programs to accelerate English proficiency development and help students access grade-level content.</li> <li>Creating a welcoming and inclusive learning environment that promotes student engagement, motivation, and a sense of belonging.</li> <li>Facilitating effective school-family communication to ensure families are informed about their children's progress and available resources.</li> <li>Ensuring equitable access to education through differentiated instruction, scaffolding strategies, and culturally responsive teaching practices that acknowledge students' diverse backgrounds and experiences, ultimately helping to close achievement gaps and promote long-term success.</li> </ul>	

Goal and Action #	Identified Need(s)	How the Action(s) are Designed to Address Need(s)	Metric(s) to Monitor Effectiveness
		<p>Expected improvement: The Newcomer Teacher will provide targeted support for recent immigrant English Learner students, accelerating their English acquisition and academic integration. This is expected to improve ELPAC scores, increase access to grade-level content, and support social-emotional adjustment for newcomer students.</p>	
1.17	<p><b>Action:</b> P1q. TK-12 English Language Development (ELD) Teacher on Special Assignment (TOSA)  (State Priority 4)</p> <p><b>Need:</b> The district has recognized a significant need to improve the academic outcomes and learning experiences of English Language Learners (ELLs) across all grade levels (TK-12). Current data indicates that ELLs face unique challenges impacting their academic performance, resulting in an achievement gap between ELLs and their peers. There is a pressing need to address these challenges by providing targeted support, enhancing instructional practices, developing and aligning the ELD curriculum, and closely monitoring ELL progress. The district acknowledges that equitable access to high-quality education and the promotion of academic excellence for all students, including ELLs, is a top priority. To</p>	<p>To address the identified need to improve the academic outcomes and learning experiences of English Language Learners (ELLs) across all grade levels (TK-12), the district will allocate LCAP funds to hire a dedicated TK-12 ELD TOSA. The ELD TOSA will provide instructional coaching to enhance instructional practices, deliver direct services to needy students, develop and align the ELD curriculum, and monitor ELL progress through data analysis. This strategic investment demonstrates the district's commitment to closing the achievement gap, ensuring equitable access to high-quality education, and promoting academic excellence for all students, including ELLs.</p> <p>Specific skills/topics: Integrated and designated ELD strategies, ELD standards implementation, and content area language support.</p> <p>To address the identified need to improve the academic outcomes and learning experiences of English Language Learners (ELLs) across all grade levels (TK-12), the district will allocate LCAP funds to hire a dedicated TK-12 ELD TOSA. The ELD TOSA will provide instructional coaching to</p>	English Learner Reclassification Rate

Goal and Action #	Identified Need(s)	How the Action(s) are Designed to Address Need(s)	Metric(s) to Monitor Effectiveness
	<p>effectively meet the needs of ELLs and close the achievement gap, the district must invest in strategic resources, such as an ELD TOSA, which can provide professional development, coaching, direct student services, and data analysis to support the academic success of ELLs across the district.</p> <p>Feedback from educational partners: Site administrators request more support for ELD implementation.</p> <p>Improvement on current practice: Current professional development offers limited ongoing, job-embedded support for ELD.</p> <p><b>Scope:</b> Limited to Unduplicated Student Group(s)</p>	<p>enhance instructional practices, deliver direct services to needy students, develop and align the ELD curriculum, and monitor ELL progress through data analysis. This strategic investment demonstrates the district's commitment to closing the achievement gap, ensuring equitable access to high-quality education, and promoting academic excellence for all students, including ELLs.</p> <p>Expected improvement: The ELD TOSA will provide ongoing, targeted support to teachers in implementing effective ELD strategies across all content areas. This is expected to improve the quality of ELD instruction, increase teacher efficacy in supporting English Learners, and ultimately improve English proficiency and academic achievement for EL students across all grade levels.</p>	

For any limited action contributing to meeting the increased or improved services requirement that is associated with a Planned Percentage of Improved Services in the Contributing Summary Table rather than an expenditure of LCFF funds, describe the methodology that was used to determine the contribution of the action towards the proportional percentage, as applicable.

NA

### ***Additional Concentration Grant Funding***

A description of the plan for how the additional concentration grant add-on funding identified above will be used to increase the number of staff providing direct services to students at schools that have a high concentration (above 55 percent) of foster youth, English learners, and low-income students, as applicable.

SPUSD will be adding additional professional development focused on instructional practices in ELA and Math. Additionally, the district is adding targeted professional development in EL Shadowing, which will directly impact instructional practices for our English Learners.

Overall, the addition of targeted professional development will enhance the direct services to Foster Youth, English Learners and Low Income students.

SPUSD will utilize the additional concentration grant add-on funding to increase the number of staff providing direct services to students at schools with an unduplicated student enrollment greater than 55%. Specifically, these funds will be used to:

- Hire additional Reading Intervention Teachers (Goal 2, Action 2.1) at elementary schools with high concentrations of unduplicated students. This will decrease student-to-teacher ratios in reading intervention programs, allowing for more intensive, individualized support for struggling readers.
- Increase the hours of Bilingual Instructional Aides (Goal 1, Action 1.4) in TK and Kindergarten classrooms at schools with high English Learner populations. This will provide more one-on-one and small group support for English Learners in their critical early years of language acquisition.
- Expand counseling services (Goal 3, Action 3.6) at secondary schools with high unduplicated student populations. Additional counselors will provide more frequent and in-depth academic, social-emotional, and college/career support to high-need students.
- Hire additional STEAM TOSAs (Goal 3, Action 3.2) to serve schools with high concentrations of unduplicated students. These TOSAs will provide targeted support to teachers in integrating STEAM concepts into their instruction, particularly benefiting unduplicated students who may have less exposure to these fields outside of school.

By allocating these additional staff resources to schools with higher concentrations of unduplicated students, SPUSD aims to provide more intensive and personalized support to our highest-need student populations, thereby working to close achievement gaps and improve overall student outcomes.

<b>Staff-to-student ratios by type of school and concentration of unduplicated students</b>	Schools with a student concentration of 55 percent or less	Schools with a student concentration of greater than 55 percent
Staff-to-student ratio of classified staff providing direct services to students	N/A	1:22
Staff-to-student ratio of certificated staff providing direct services to students	N/A	1:15

2024-25 Total Expenditures Table

LCAP Year	1. Projected LCFF Base Grant (Input Dollar Amount)	2. Projected LCFF Supplemental and/or Concentration Grants (Input Dollar Amount)	3. Projected Percentage to Increase or Improve Services for the Coming School Year (2 divided by 1)	LCFF Carryover — Percentage (Input Percentage from Prior Year)	Total Percentage to Increase or Improve Services for the Coming School Year (3 + Carryover %)
Totals	51,007,001	17,902,183	35.098%	0.000%	35.098%

Totals	LCFF Funds	Other State Funds	Local Funds	Federal Funds	Total Funds	Total Personnel	Total Non-personnel
Totals	\$17,902,183.00	\$148,418.00	\$0.00	\$68,500.00	\$18,119,101.00	\$14,469,961.44	\$3,649,139.56

Goal #	Action #	Action Title	Student Group(s)	Contributing to Increased or Improved Services?	Scope	Unduplicated Student Group(s)	Location	Time Span	Total Personnel	Total Non-personnel	LCFF Funds	Other State Funds	Local Funds	Federal Funds	Total Funds	Planned Percentage of Improved Services
1	1.1	P1a. Professional Development  (State Priority 4)	English Learners Foster Youth Low Income	Yes	LEA-wide	English Learners Foster Youth Low Income	All Schools		\$400,000.00	\$450,000.01	\$850,000.01				\$850,000.01	
1	1.2	P1b. Data Service Specialist  (State Priority 4)	English Learners Foster Youth Low Income	Yes	LEA-wide	English Learners Foster Youth Low Income			\$73,157.75	\$0.00	\$73,157.75				\$73,157.75	
1	1.3	P1c. Director of Early Childhood and Elementary Education, and Director of College and Career Readiness and Student Achievement  (State Priorities 4, 7, & 8)	English Learners Foster Youth Low Income	Yes	LEA-wide	English Learners Foster Youth Low Income			\$626,395.89	\$0.00	\$626,395.89				\$626,395.89	
1	1.4	P1d. Transitional Kindergarten and Kindergarten Bilingual Instructional Aides (IAs)  (State Priority 4)	English Learners	Yes	LEA-wide Limited to Unduplicated Student Group(s)	English Learners	All Schools		\$670,305.63	\$0.00	\$670,305.63				\$670,305.63	
1	1.5	P1e. Expanded Transitional Kindergarten and Preschool Classes  (State Priorities 4 & 7)	English Learners Foster Youth Low Income	Yes	School wide	English Learners Foster Youth Low Income	Specific Schools: Blanchard Elementary, Barbara Webster Elementary		\$984,663.10	\$0.00	\$984,663.10				\$984,663.10	

Goal #	Action #	Action Title	Student Group(s)	Contributing to Increased or Improved Services?	Scope	Unduplicated Student Group(s)	Location	Time Span	Total Personnel	Total Non-personnel	LCFF Funds	Other State Funds	Local Funds	Federal Funds	Total Funds	Planned Percentage of Improved Services
							ry									
1	1.6	P1f. Dual Language Immersion - DLI (State Priorities 4 & 7)	English Learners Foster Youth Low Income	Yes	School wide	English Learners Foster Youth Low Income	All Schools Specific Schools: Glen City Elementary		\$10,000.00	\$0.00	\$10,000.00				\$10,000.00	
1	1.7	P1g. Language Appraisal Team - LAT (State Priorities 4 & 7)	English Learners	No			All Schools		\$0.00	\$16,500.00				\$16,500.00	\$16,500.00	
1	1.8	P1h. Newcomer Teacher (State Priorities 4 & 7)	English Learners	Yes	LEA-wide Limited to Unduplicated Student Group(s)	English Learners	All Schools		\$176,481.39	\$0.00	\$176,481.39				\$176,481.39	
1	1.9	P1i Advanced Placement Program/Exam Fees (State Priority 4)	All	No			Specific Schools: Santa Paula High School, Renaissance High School 9-12		\$0.00	\$52,000.00				\$52,000.00	\$52,000.00	
1	1.10	P1j. Career Technical Education Support (State Priority 4)	English Learners Foster Youth Low Income	Yes	School wide	English Learners Foster Youth Low Income	Specific Schools: Santa Paula High School, Isbell Middle School		\$195,000.00	\$0.00	\$195,000.00				\$195,000.00	
1	1.11	P1k.Postsecondary Field Trips (5,7, 9) & Standards-Aligned Field Trips (elementary) (State Priority 4)	All	No			All Schools 5th, 7th, & 9th-grades		\$0.00	\$0.00	\$0.00				\$0.00	
1	1.12	P1l. Music Program (State Priority 4)	English Learners Foster Youth	Yes	LEA-wide	English Learners Foster Youth			\$162,000.00	\$220,000.00	\$382,000.00				\$382,000.00	



Goal #	Action #	Action Title	Student Group(s)	Contributing to Increased or Improved Services?	Scope	Unduplicated Student Group(s)	Location	Time Span	Total Personnel	Total Non-personnel	LCFF Funds	Other State Funds	Local Funds	Federal Funds	Total Funds	Planned Percentage of Improved Services
			Low Income			Low Income										
1	1.13	P1m. AVID Program (State Priority 4)	English Learners Foster Youth Low Income	Yes	LEA-wide	English Learners Foster Youth Low Income			\$0.00	\$100,000.00	\$100,000.00				\$100,000.00	
1	1.14	P1n. Elective Classes (State Priority 4)	English Learners Foster Youth Low Income	Yes	School wide	English Learners Foster Youth Low Income	Specific Schools: Santa Paula High School		\$163,384.01	\$0.00	\$163,384.01				\$163,384.01	
1	1.15	P1o. Credit Recovery (State Priority 4)	English Learners Foster Youth Low Income	Yes	School wide	English Learners Foster Youth Low Income	Specific Schools: Santa Paula High School, Renaissance High School		\$0.00	\$20,700.00	\$20,700.00				\$20,700.00	
1	1.16	P1p. A-G Completion Rate (State Priority 4)	English Learners Foster Youth Low Income	Yes	LEA-wide	English Learners Foster Youth Low Income	Specific Schools: Santa Paula High School		\$0.00	\$40,000.00	\$40,000.00				\$40,000.00	
1	1.17	P1q. TK-12 English Language Development (ELD) Teacher on Special Assignment (TOSA) (State Priority 4)	English Learners	Yes	Limited to Unduplicated Student Group(s)	English Learners			\$181,134.36	\$0.00	\$181,134.36				\$181,134.36	
1	1.18	P1r. ELD Standards and Curriculum Alignment (State Priority 4)	English Learners	Yes	LEA-wide	English Learners			\$0.00	\$10,000.00	\$10,000.00				\$10,000.00	
1	1.19	Co-teaching for Students with Disabilities (State Priority 4)	All	No			All Schools Specific Schools: Santa Paula High School, Isbell Middle		\$0.00	\$0.00	\$0.00				\$0.00	



Goal #	Action #	Action Title	Student Group(s)	Contributing to Increased or Improved Services?	Scope	Unduplicated Student Group(s)	Location	Time Span	Total Personnel	Total Non-personnel	LCFF Funds	Other State Funds	Local Funds	Federal Funds	Total Funds	Planned Percentage of Improved Services
							School									
2	2.1	P2a. Reading Intervention Teachers (State Priority 8)	English Learners Foster Youth Low Income	Yes	LEA-wide	English Learners Foster Youth Low Income	All Schools		\$2,201,428.11	\$0.00	\$2,201,428.11				\$2,201,428.11	
2	2.2	P2b. Literacy Support (State Priority 8)	English Learners Foster Youth Low Income	Yes	LEA-wide	English Learners Foster Youth Low Income	All Schools		\$539,847.42	\$0.00	\$539,847.42				\$539,847.42	
2	2.3	P3c. Parent Literacy Academy  (State Priority 3) PRIORITY 3B	All	No			Specific Schools: Barbara Webster, Bidell, Blanchard, Glen City, Grace Thille, McKevett		\$0.00	\$0.00	\$0.00				\$0.00	
2	2.4	P3d. FootSteps2Brilliance (State Priority 8)	All	No			All Schools		\$0.00	\$0.00	\$0.00				\$0.00	
2	2.5	P3e. Amplify-DIBELS Assessment Platform (State Priority 8)	English Learners Foster Youth Low Income	Yes	LEA-wide	English Learners Foster Youth Low Income	Transitional Kindergarten through 8th Grades		\$0.00	\$30,000.00	\$30,000.00				\$30,000.00	
3	3.1	P3a. Support Educational Outcomes/Development of Academies (State Priority 5)	English Learners Foster Youth Low Income	Yes	LEA-wide	English Learners Foster Youth Low Income	All Schools		\$45,893.57	\$731,600.59	\$777,494.16				\$777,494.16	
3	3.2	P3b. STEAM TOSA(S) Teachers on Special Assignment  (State Priority 5)	English Learners Foster Youth Low Income	Yes	School wide	English Learners Foster Youth Low Income	Specific Schools: Glen City Elementary, Bidell Elementary, Isbell Middle School, and		\$181,134.36	\$0.00	\$181,134.36				\$181,134.36	

Goal #	Action #	Action Title	Student Group(s)	Contributing to Increased or Improved Services?	Scope	Unduplicated Student Group(s)	Location	Time Span	Total Personnel	Total Non-personnel	LCFF Funds	Other State Funds	Local Funds	Federal Funds	Total Funds	Planned Percentage of Improved Services
3	3.3	P3c. Youth Leadership and Mentoring  (State Priorities 5 & 6)	English Learners Foster Youth Low Income	Yes	LEA-wide	English Learners Foster Youth Low Income	All Schools		\$0.00	\$9,920.96	\$9,920.96				\$9,920.96	
3	3.4	P3d. Restorative Justice  (State Priority 6)	English Learners Foster Youth Low Income	Yes	LEA-wide	English Learners Foster Youth Low Income	All Schools		\$100,955.96	\$10,000.00	\$110,955.96				\$110,955.96	
3	3.5	P3e. Positive Behavior and Intervention Supports-PBIS  (State Priority 6)	English Learners Foster Youth Low Income	Yes	LEA-wide	English Learners Foster Youth Low Income	All Schools		\$0.00	\$15,000.00	\$15,000.00				\$15,000.00	
3	3.6	P3f. Counselors/Mental Health Support  (State Priority 6)	English Learners Foster Youth Low Income	Yes	LEA-wide	English Learners Foster Youth Low Income	All Schools		\$2,221,401.51	\$0.00	\$2,221,401.51				\$2,221,401.51	
3	3.7	P3g. School Psychologists  (State Priority 6)	All	No			All Schools		\$0.00	\$0.00	\$0.00				\$0.00	
3	3.8	P3h. Support Teen Parents  (State Priority 5)	English Learners Foster Youth Low Income	Yes	School wide	English Learners Foster Youth Low Income	Specific Schools: Santa Paula High School, Renaissance High School		\$0.00	\$25,000.00	\$25,000.00				\$25,000.00	
3	3.9	P3i Parent Involvement  (State Priority 3)	English Learners Foster Youth Low Income	Yes	LEA-wide	English Learners Foster Youth Low Income			\$0.00	\$25,000.00	\$25,000.00				\$25,000.00	
3	3.10	P3j. District Communication  (State Priority 3)	English Learners Foster Youth Low Income	Yes	LEA-wide	English Learners Foster Youth Low Income	All Schools		\$132,676.67	\$0.00	\$132,676.67				\$132,676.67	
3	3.11	P3k. Development of MTSS, Multi-Tiered System of Supports  (State Priorities 5 & 6)	English Learners Foster Youth Low Income	Yes	LEA-wide	English Learners Foster Youth Low Income	All Schools		\$0.00	\$10,000.00	\$10,000.00				\$10,000.00	
4	4.1	P4a. Smaller Class Sizes  PRIORITY 1	English Learners Foster Youth Low Income	Yes	LEA-wide	English Learners Foster Youth			\$0.00	\$500,000.00	\$500,000.00				\$500,000.00	

Goal #	Action #	Action Title	Student Group(s)	Contributing to Increased or Improved Services?	Scope	Unduplicated Student Group(s)	Location	Time Span	Total Personnel	Total Non-personnel	LCFF Funds	Other State Funds	Local Funds	Federal Funds	Total Funds	Planned Percentage of Improved Services
						Low Income										
4	4.2	P4b. Technology Equipment PRIORITY 1	English Learners Foster Youth Low Income	Yes	LEA-wide	English Learners Foster Youth Low Income			\$0.00	\$500,000.00	\$500,000.00				\$500,000.00	
4	4.3	P4c. Technology Infrastructure PRIORITY 1	English Learners Foster Youth Low Income	Yes	LEA-wide	English Learners Foster Youth Low Income			\$0.00	\$150,000.00	\$150,000.00				\$150,000.00	
4	4.4	P4d. Computer Technician Staff PRIORITY 1	English Learners Foster Youth Low Income	Yes	LEA-wide	English Learners Foster Youth Low Income	All Schools		\$717,398.70	\$0.00	\$717,398.70				\$717,398.70	
4	4.5	P4e. Prep Periods PRIORITY 7	English Learners Foster Youth Low Income	Yes	School wide	English Learners Foster Youth Low Income	Specific Schools: Isbell Middle School Santa Paula High School 6th-Grade Teachers		\$421,492.17	\$0.00	\$421,492.17				\$421,492.17	
4	4.6	P4f. Administrative Support PRIORITY 1	English Learners Foster Youth Low Income	Yes	School wide	English Learners Foster Youth Low Income	Specific Schools: Santa Paula High School		\$203,243.99	\$0.00	\$203,243.99				\$203,243.99	
4	4.7	P4g. Athletic Trainer PRIORITY 1	English Learners Foster Youth Low Income	Yes	School wide	English Learners Foster Youth Low Income	Specific Schools: Santa Paula High School		\$154,088.98	\$0.00	\$154,088.98				\$154,088.98	
4	4.8	P4h. Transportation: Athletic Events PRIORITY 1	English Learners Foster Youth Low Income	Yes	School wide	English Learners Foster Youth Low Income	Specific Schools: Santa Paula High School		\$0.00	\$450,000.00	\$450,000.00				\$450,000.00	
4	4.9	P4i. Athletic Director PRIORITY 1	English Learners Foster Youth Low Income	Yes	School wide	English Learners Foster Youth Low Income	Specific Schools: Santa Paula High		\$66,669.57	\$0.00	\$66,669.57				\$66,669.57	

Goal #	Action #	Action Title	Student Group(s)	Contributing to Increased or Improved Services?	Scope	Unduplicated Student Group(s)	Location	Time Span	Total Personnel	Total Non-personnel	LCFF Funds	Other State Funds	Local Funds	Federal Funds	Total Funds	Planned Percentage of Improved Services
							School									
4	4.10	P4j. Office Assistant Support  PRIORITY 1	English Learners Foster Youth Low Income	Yes	LEA-wide	English Learners Foster Youth Low Income	All Schools		\$1,298,077.66	\$0.00	\$1,298,077.66				\$1,298,077.66	
4	4.11	P4k. Childcare and Interpretation Services  PRIORITY 1	English Learners Foster Youth Low Income	Yes	LEA-wide	English Learners Foster Youth Low Income	All Schools		\$0.00	\$10,000.00	\$10,000.00				\$10,000.00	
4	4.12	P4l. District Safety Support  PRIORITY1	English Learners Foster Youth Low Income	Yes	LEA-wide	English Learners Foster Youth Low Income	All Schools		\$1,194,173.66	\$0.00	\$1,194,173.66				\$1,194,173.66	
4	4.13	P4m. School Safety Measures  PRIORITY 1	English Learners Foster Youth Low Income	Yes	LEA-wide	English Learners Foster Youth Low Income			\$0.00	\$125,000.00	\$125,000.00				\$125,000.00	
4	4.14	P4n. Custodial Staff  PRIORITY 1	English Learners Foster Youth Low Income	Yes	LEA-wide	English Learners Foster Youth Low Income			\$424,935.06	\$0.00	\$424,935.06				\$424,935.06	
4	4.15	P4o. Quality School Facilities/Deferred Maintenance  PRIORITY 1	English Learners Foster Youth Low Income	Yes	LEA-wide	English Learners Foster Youth Low Income	All Schools		\$300,000.00	\$0.00	\$300,000.00				\$300,000.00	
4	4.16	P4p. Health Service Specialist  PRIORITY 1	English Learners Foster Youth Low Income	Yes	LEA-wide	English Learners Foster Youth Low Income	All Schools		\$550,386.51	\$0.00	\$550,386.51				\$550,386.51	
4	4.17	P4q. Senior Accountant  PRIORITY 1		Yes	LEA-wide		All Schools		\$73,635.41	\$0.00	\$73,635.41				\$73,635.41	
4	4.18	Recruitment and Staffing  PRIORITY 2	All	No			All Schools		\$0.00	\$0.00	\$0.00				\$0.00	
4	4.19	Provide Beginning Teacher Support  PRIORITY 2	All	No			All Schools		\$0.00	\$0.00	\$0.00				\$0.00	
4	4.20	Provide Student Access to Standards-Aligned Instructional Materials	All	No			All Schools		\$0.00	\$0.00	\$0.00				\$0.00	

Goal #	Action #	Action Title	Student Group(s)	Contributing to Increased or Improved Services?	Scope	Unduplicated Student Group(s)	Location	Time Span	Total Personnel	Total Non-personnel	LCFF Funds	Other State Funds	Local Funds	Federal Funds	Total Funds	Planned Percentage of Improved Services
		PRIORITY 7														
5	5.1	Implement a Multi-tiered System of Supports  (State Priorities 4 & 5)	All	No			Specific Schools: Renaissance HS		\$0.00	\$148,418.00		\$148,418.00			\$148,418.00	

# 2024-25 Contributing Actions Table

1. Projected LCFF Base Grant	2. Projected LCFF Supplemental and/or Concentration Grants	3. Projected Percentage to Increase or Improve Services for the Coming School Year (2 divided by 1)	LCFF Carryover — Percentage (Percentage from Prior Year)	Total Percentage to Increase or Improve Services for the Coming School Year (3 + Carryover %)	4. Total Planned Contributing Expenditures (LCFF Funds)	5. Total Planned Percentage of Improved Services (%)	Planned Percentage to Increase or Improve Services for the Coming School Year (4 divided by 1, plus 5)	Totals by Type	Total LCFF Funds
51,007,001	17,902,183	35.098%	0.000%	35.098%	\$17,902,183.00	0.000%	35.098 %	<b>Total:</b>	\$17,902,183.00
								<b>LEA-wide Total:</b>	\$14,845,672.46
								<b>Limited Total:</b>	\$1,027,921.38
								<b>Schoolwide Total:</b>	\$2,875,376.18

Goal	Action #	Action Title	Contributing to Increased or Improved Services?	Scope	Unduplicated Student Group(s)	Location	Planned Expenditures for Contributing Actions (LCFF Funds)	Planned Percentage of Improved Services (%)
1	1.1	P1a. Professional Development (State Priority 4)	Yes	LEA-wide	English Learners Foster Youth Low Income	All Schools	\$850,000.01	
1	1.2	P1b. Data Service Specialist (State Priority 4)	Yes	LEA-wide	English Learners Foster Youth Low Income		\$73,157.75	
1	1.3	P1c. Director of Early Childhood and Elementary Education, and Director of College and Career Readiness and Student Achievement (State Priorities 4, 7, & 8)	Yes	LEA-wide	English Learners Foster Youth Low Income		\$626,395.89	
1	1.4	P1d. Transitional Kindergarten and Kindergarten Bilingual Instructional Aides (IAs)	Yes	LEA-wide Limited to Unduplicated Student Group(s)	English Learners	All Schools	\$670,305.63	

Goal	Action #	Action Title	Contributing to Increased or Improved Services?	Scope	Unduplicated Student Group(s)	Location	Planned Expenditures for Contributing Actions (LCFF Funds)	Planned Percentage of Improved Services (%)
		(State Priority 4)						
1	1.5	P1e. Expanded Transitional Kindergarten and Preschool Classes (State Priorities 4 & 7)	Yes	Schoolwide	English Learners Foster Youth Low Income	Specific Schools: Blanchard Elementary, Barbara Webster Elementary	\$984,663.10	
1	1.6	P1f. Dual Language Immersion - DLI (State Priorities 4 & 7)	Yes	Schoolwide	English Learners Foster Youth Low Income	All Schools Specific Schools: Glen City Elementary	\$10,000.00	
1	1.8	P1h. Newcomer Teacher (State Priorities 4 & 7)	Yes	LEA-wide Limited to Unduplicated Student Group(s)	English Learners	All Schools	\$176,481.39	
1	1.10	P1j. Career Technical Education Support (State Priority 4)	Yes	Schoolwide	English Learners Foster Youth Low Income	Specific Schools: Santa Paula High School, Isbell Middle School	\$195,000.00	
1	1.12	P1l. Music Program (State Priority 4)	Yes	LEA-wide	English Learners Foster Youth Low Income		\$382,000.00	
1	1.13	P1m. AVID Program (State Priority 4)	Yes	LEA-wide	English Learners Foster Youth Low Income		\$100,000.00	
1	1.14	P1n. Elective Classes (State Priority 4)	Yes	Schoolwide	English Learners Foster Youth Low Income	Specific Schools: Santa Paula High School	\$163,384.01	
1	1.15	P1o. Credit Recovery (State Priority 4)	Yes	Schoolwide	English Learners Foster Youth Low Income	Specific Schools: Santa Paula High School, Renaissance High School	\$20,700.00	
1	1.16	P1p. A-G Completion Rate (State Priority 4)	Yes	LEA-wide	English Learners Foster Youth Low Income	Specific Schools: Santa Paula High School	\$40,000.00	
1	1.17	P1q. TK-12 English Language Development (ELD) Teacher on Special Assignment (TOSA)	Yes	Limited to Unduplicated Student Group(s)	English Learners		\$181,134.36	

Goal	Action #	Action Title	Contributing to Increased or Improved Services?	Scope	Unduplicated Student Group(s)	Location	Planned Expenditures for Contributing Actions (LCFF Funds)	Planned Percentage of Improved Services (%)
		(State Priority 4)						
1	1.18	P1r. ELD Standards and Curriculum Alignment (State Priority 4)	Yes	LEA-wide	English Learners		\$10,000.00	
2	2.1	P2a. Reading Intervention Teachers (State Priority 8)	Yes	LEA-wide	English Learners Foster Youth Low Income	All Schools	\$2,201,428.11	
2	2.2	P2b. Literacy Support (State Priority 8)	Yes	LEA-wide	English Learners Foster Youth Low Income	All Schools	\$539,847.42	
2	2.5	P3e. Amplify-DIBELS Assessment Platform (State Priority 8)	Yes	LEA-wide	English Learners Foster Youth Low Income	Transitional Kindergarten through 8th Grades	\$30,000.00	
3	3.1	P3a. Support Educational Outcomes/Development of Academies (State Priority 5)	Yes	LEA-wide	English Learners Foster Youth Low Income	All Schools	\$777,494.16	
3	3.2	P3b. STEAM TOSA(S) Teachers on Special Assignment (State Priority 5)	Yes	Schoolwide	English Learners Foster Youth Low Income	Specific Schools: Glen City Elementary, Bidell Elementary, Isbell Middle School, and	\$181,134.36	
3	3.3	P3c. Youth Leadership and Mentoring (State Priorities 5 & 6)	Yes	LEA-wide	English Learners Foster Youth Low Income	All Schools	\$9,920.96	
3	3.4	P3d. Restorative Justice (State Priority 6)	Yes	LEA-wide	English Learners Foster Youth Low Income	All Schools	\$110,955.96	
3	3.5	P3e. Positive Behavior and Intervention Supports-PBIS (State Priority 6)	Yes	LEA-wide	English Learners Foster Youth Low Income	All Schools	\$15,000.00	



Goal	Action #	Action Title	Contributing to Increased or Improved Services?	Scope	Unduplicated Student Group(s)	Location	Planned Expenditures for Contributing Actions (LCFF Funds)	Planned Percentage of Improved Services (%)
3	3.6	P3f. Counselors/Mental Health Support  (State Priority 6)	Yes	LEA-wide	English Learners Foster Youth Low Income	All Schools	\$2,221,401.51	
3	3.8	P3h. Support Teen Parents  (State Priority 5)	Yes	Schoolwide	English Learners Foster Youth Low Income	Specific Schools: Santa Paula High School, Renaissance High School	\$25,000.00	
3	3.9	P3i Parent Involvement  (State Priority 3)	Yes	LEA-wide	English Learners Foster Youth Low Income		\$25,000.00	
3	3.10	P3j. District Communication  (State Priority 3)	Yes	LEA-wide	English Learners Foster Youth Low Income	All Schools	\$132,676.67	
3	3.11	P3k. Development of MTSS, Multi-Tiered System of Supports  (State Priorities 5 & 6)	Yes	LEA-wide	English Learners Foster Youth Low Income	All Schools	\$10,000.00	
4	4.1	P4a. Smaller Class Sizes  PRIORITY 1	Yes	LEA-wide	English Learners Foster Youth Low Income		\$500,000.00	
4	4.2	P4b. Technology Equipment  PRIORITY 1	Yes	LEA-wide	English Learners Foster Youth Low Income		\$500,000.00	
4	4.3	P4c. Technology Infrastructure  PRIORITY 1	Yes	LEA-wide	English Learners Foster Youth Low Income		\$150,000.00	
4	4.4	P4d. Computer Technician Staff  PRIORITY 1	Yes	LEA-wide	English Learners Foster Youth Low Income	All Schools	\$717,398.70	
4	4.5	P4e. Prep Periods  PRIORITY 7	Yes	Schoolwide	English Learners Foster Youth Low Income	Specific Schools: Isbell Middle School Santa Paula High School 6th-Grade Teachers	\$421,492.17	

Goal	Action #	Action Title	Contributing to Increased or Improved Services?	Scope	Unduplicated Student Group(s)	Location	Planned Expenditures for Contributing Actions (LCFF Funds)	Planned Percentage of Improved Services (%)
4	4.6	P4f. Administrative Support PRIORITY 1	Yes	Schoolwide	English Learners Foster Youth Low Income	Specific Schools: Santa Paula High School	\$203,243.99	
4	4.7	P4g. Athletic Trainer PRIORITY 1	Yes	Schoolwide	English Learners Foster Youth Low Income	Specific Schools: Santa Paula High School	\$154,088.98	
4	4.8	P4h. Transportation: Athletic Events PRIORITY 1	Yes	Schoolwide	English Learners Foster Youth Low Income	Specific Schools: Santa Paula High School	\$450,000.00	
4	4.9	P4i. Athletic Director PRIORITY 1	Yes	Schoolwide	English Learners Foster Youth Low Income	Specific Schools: Santa Paula High School	\$66,669.57	
4	4.10	P4j. Office Assistant Support PRIORITY 1	Yes	LEA-wide	English Learners Foster Youth Low Income	All Schools	\$1,298,077.66	
4	4.11	P4k. Childcare and Interpretation Services PRIORITY 1	Yes	LEA-wide	English Learners Foster Youth Low Income	All Schools	\$10,000.00	
4	4.12	P4l. District Safety Support PRIORITY1	Yes	LEA-wide	English Learners Foster Youth Low Income	All Schools	\$1,194,173.66	
4	4.13	P4m. School Safety Measures PRIORITY 1	Yes	LEA-wide	English Learners Foster Youth Low Income		\$125,000.00	
4	4.14	P4n. Custodial Staff PRIORITY 1	Yes	LEA-wide	English Learners Foster Youth Low Income		\$424,935.06	
4	4.15	P4o. Quality School Facilities/Deferred Maintenance PRIORITY 1	Yes	LEA-wide	English Learners Foster Youth Low Income	All Schools	\$300,000.00	
4	4.16	P4p. Health Service Specialist PRIORITY 1	Yes	LEA-wide	English Learners Foster Youth Low Income	All Schools	\$550,386.51	

Goal	Action #	Action Title	Contributing to Increased or Improved Services?	Scope	Unduplicated Student Group(s)	Location	Planned Expenditures for Contributing Actions (LCFF Funds)	Planned Percentage of Improved Services (%)
4	4.17	P4q. Senior Accountant PRIORITY 1	Yes	LEA-wide		All Schools	\$73,635.41	

# 2023-24 Annual Update Table

Totals	Last Year's Total Planned Expenditures (Total Funds)	Total Estimated Expenditures (Total Funds)
Totals	\$19,577,985.38	\$19,835,287.11

Last Year's Goal #	Last Year's Action #	Prior Action/Service Title	Contributed to Increased or Improved Services?	Last Year's Planned Expenditures (Total Funds)	Estimated Actual Expenditures (Input Total Funds)
1	1.1	1a. Professional Development	Yes	\$424,720.31	\$484,498.43
1	1.2	1b. Reading Intervention Teachers	Yes	\$2,250,665.81	\$2,250,665.81
1	1.3	1c. Staff smaller class size	Yes	\$713,498.20	\$478,537.00
1	1.4	1d. Technology	Yes	\$1,113,948.18	\$1,113,948.18
1	1.5	1e. Technology Infrastructure	Yes	\$210,060.00	\$255,782.00
1	1.6	1f. Computer Technician Staff	Yes	\$778,241.84	\$778,241.84
1	1.7	1g. Literacy Support	Yes	\$508,154.05	\$508,154.05
1	1.8	1l. Data Service Specialist	Yes	\$85,918.74	\$85,918.74
1	1.9	1i. Preparatory Periods at IMS *Prior year was 1n	Yes	\$427,922.68	\$427,922.68
1	1.10	1j. Curriculum Coordinators *Prior year was L1o	Yes	\$605,961.13	\$605,961.13
1	1.11	1k. TK/K Bilingual Instructional Assistants	Yes	\$578,576.66	\$578,576.66

Last Year's Goal #	Last Year's Action #	Prior Action/Service Title	Contributed to Increased or Improved Services?	Last Year's Planned Expenditures (Total Funds)	Estimated Actual Expenditures (Input Total Funds)
		*Prior year was L1p			
1	1.12	1l. Support Educational Outcomes *Prior year was L1q	Yes	\$864,261.41	\$864,261.41
1	1.13	1m. Expand Transitional Kindergarten and Preschool	Yes	\$678,591.48	\$678,591.48
1	1.14	1n. English Language Development/Dual Language Immersion/Parent Education/Saturday Academy: Teacher on Special Assignment *Prior year was L5a *Prior year was L5e *Prior year was L5f *Prior year was L5g	Yes	\$259,056.00	\$259,056.00
1	1.15	1o. Language Appraisal Team *Prior year was L5b	Yes	\$18,486.33	\$18,486.33
1	1.16	1p. English Learner Master Plan *Prior year was L5c	Yes	\$34,278.64	\$34,278.64
1	1.17	1q. Newcomer Teacher *Prior year was L5d	Yes	\$169,138.21	\$169,138.21
2	2.1	2a. Parent Involvement/Education Opportunities	Yes	\$49,179.25	\$49,179.25
2	2.2	2b. Retain Administrative Support at all Schools	Yes	\$392,210.38	\$392,210.38
2	2.3	2c. Support Advance Placement Program and exam fees *Prior year was L2d	Yes	\$57,131.07	\$57,131.07
2	2.4	2d. Increase and support Career Technical Education Opportunities *Prior year was L2e	Yes	\$190,022.38	\$190,022.38

Last Year's Goal #	Last Year's Action #	Prior Action/Service Title	Contributed to Increased or Improved Services?	Last Year's Planned Expenditures (Total Funds)	Estimated Actual Expenditures (Input Total Funds)
2	2.5	2e. Retain Athletic Trainer and purchase supplies *Prior year was L2f	Yes	\$144,856.33	\$144,856.33
2	2.6	2f. Field Trip to Universities and Standards-Aligned Field trips *Prior year was L2g	Yes	\$57,131.07	\$57,131.07
2	2.7	2g. Districtwide Music Program *Prior year was L2h	Yes	\$460,228.86	\$493,747.00
2	2.8	2h. Youth Leadership Activities *Prior year was L2i	Yes	\$34,278.64	\$34,278.64
2	2.9	2i. AVID Program Districtwide *Prior year was L2j	Yes	\$146,721.66	\$146,721.66
2	2.10	2j Mentoring Program *Prior year was L2k	Yes	\$17,684.90	\$17,684.90
2	2.11	2k. Transportation for athletic events *Prior year was L2l	Yes	\$194,245.63	\$194,245.63
2	2.12	2l. Athletic Director *Prior year was L2m	Yes	\$55,133.40	\$55,133.40
2	2.13	2m. Summer Matters *was L2n	Yes	\$570,745.00	\$570,745.00
2	2.14	2n. GATE Program *was L2o	Yes	\$23,579.14	\$23,579.14
2	2.15	2o. Office Assistant Support *was L2q	Yes	\$1,361,630.98	\$1,361,630.98
2	2.16	2p. Additional Elective Classes *was L2r	Yes	\$153,699.85	\$153,699.85
2	2.17	2q. After School and Summer Enrichment	Yes	\$187,865.06	\$187,865.06

Last Year's Goal #	Last Year's Action #	Prior Action/Service Title	Contributed to Increased or Improved Services?	Last Year's Planned Expenditures (Total Funds)	Estimated Actual Expenditures (Input Total Funds)
		*was L2s			
2	2.18	2r. District Communication *was L2t	Yes	\$62,844.70	\$62,844.70
2	2.19	2s. Childcare/Interpretation *was L2u	Yes	\$11,216.15	\$11,216.15
3	3.1	3a. Credit Recovery Opportunities	Yes	\$22,852.43	\$22,852.43
3	3.2	3b. Restorative Justice and PBS	Yes	\$181,521.25	\$181,521.25
3	3.3	3c. Positive Behavior Intervention and Supports Framework	Yes	\$104,406.12	\$104,406.12
3	3.4	3d. Counselors/Mental Health Support. *was 3f*	Yes	\$2,075,210.05	\$2,280,170.35
3	3.5	3e. A-G Completion Rate *was 3g*	Yes	\$89,215.63	\$137,500.00
3	3.6	3f. School Psychologist *was 3h*	Yes	\$241,080.61	\$241,080.61
3	3.7	3g. Support for Teen Parents *was 3i	Yes	\$108,549.56	\$108,549.56
3	3.8	3h. District Safety Support *was 3k	Yes	\$1,120,714.21	\$1,120,714.21
4	4.1	4a. Safety Measures	Yes	\$235,997.16	\$335,997.16
4	4.2	4b. Custodial Staff	Yes	\$341,177.35	\$341,177.35
4	4.3	4c. Deferred Maintenance	Yes	\$440,000.00	\$440,000.00

Last Year's Goal #	Last Year's Action #	Prior Action/Service Title	Contributed to Increased or Improved Services?	Last Year's Planned Expenditures (Total Funds)	Estimated Actual Expenditures (Input Total Funds)
4	4.4	4d.Health Service Specialist *was 4e	Yes	\$544,901.94	\$544,901.94
4	4.5	4f. Student Nutrition Enhancement *was 4e	Yes	\$73,410.72	\$73,410.72
4	4.6	4g. Improve Financial Literacy *was 4f	Yes	\$72,064.23	\$72,064.23
5	5.1	Improve IEP development	Yes	\$25,000.00	\$25,000.00
5	5.2	Improve Inclusive Practices	Yes	\$10,000.00	\$10,000.00



# 2023-24 Contributing Actions Annual Update Table

6. Estimated LCFF Supplemental and/or Concentration Grants (Input Dollar Amount)	4. Total Planned Contributing Expenditures (LCFF Funds)	7. Total Estimated Expenditures for Contributing Actions (LCFF Funds)	Difference Between Planned and Estimated Expenditures for Contributing Actions (Subtract 7 from 4)	5. Total Planned Percentage of Improved Services (%)	8. Total Estimated Percentage of Improved Services (%)	Difference Between Planned and Estimated Percentage of Improved Services (Subtract 5 from 8)
\$18,660,990	\$18,970,720.34	\$19,018,097.91	(\$47,377.57)	0.000%	0.000%	0.000%

Last Year's Goal #	Last Year's Action #	Prior Action/Service Title	Contributing to Increased or Improved Services?	Last Year's Planned Expenditures for Contributing Actions (LCFF Funds)	Estimated Actual Expenditures for Contributing Actions (Input LCFF Funds)	Planned Percentage of Improved Services	Estimated Actual Percentage of Improved Services (Input Percentage)
1	1.1	1a. Professional Development	Yes	\$424,720.31	484,498.43		
1	1.2	1b. Reading Intervention Teachers	Yes	\$2,250,665.81	2,250,665.81		
1	1.3	1c. Staff smaller class size	Yes	\$713,498.20	478,537.00		
1	1.4	1d. Technology	Yes	\$1,113,948.18	1,113,948.18		
1	1.5	1e. Technology Infrastructure	Yes	\$210,060.00	255,782.00		
1	1.6	1f. Computer Technician Staff	Yes	\$778,241.84	778,241.84		
1	1.7	1g. Literacy Support	Yes	\$508,154.05	508,154.05		
1	1.8	1l. Data Service Specialist	Yes	\$85,918.74	85,918.74		
1	1.9	1i. Preparatory Periods at IMS *Prior year was 1n	Yes	\$427,922.68	427,922.68		
1	1.10	1j. Curriculum Coordinators *Prior year was L1o	Yes	\$605,961.13	605,961.13		
1	1.11	1k. TK/K Bilingual Instructional Assistants *Prior year was L1p	Yes	\$578,576.66	578,576.66		
1	1.12	1l. Support Educational Outcomes *Prior year was L1q	Yes	\$864,261.41	864,261.41		

Last Year's Goal #	Last Year's Action #	Prior Action/Service Title	Contributing to Increased or Improved Services?	Last Year's Planned Expenditures for Contributing Actions (LCFF Funds)	Estimated Actual Expenditures for Contributing Actions (Input LCFF Funds)	Planned Percentage of Improved Services	Estimated Actual Percentage of Improved Services (Input Percentage)
1	1.13	1m. Expand Transitional Kindergarten and Preschool	Yes	\$678,591.48	678,591.48		
1	1.14	1n. English Language Development/Dual Language Immersion/Parent Education/Saturday Academy: Teacher on Special Assignment *Prior year was L5a *Prior year was L5e *Prior year was L5f *Prior year was L5g	Yes	\$259,056.00	259,056.00		
1	1.15	1o. Language Appraisal Team *Prior year was L5b	Yes	\$18,486.33	18,486.33		
1	1.16	1p. English Learner Master Plan *Prior year was L5c	Yes	\$34,278.64	34,278.64		
1	1.17	1q. Newcomer Teacher *Prior year was L5d	Yes	\$169,138.21	169,138.21		
2	2.1	2a. Parent Involvement/Education Opportunities	Yes	\$49,179.25	49,179.25		
2	2.2	2b. Retain Administrative Support at all Schools	Yes	\$392,210.38	392,210.38		
2	2.3	2c. Support Advance Placement Program and exam fees *Prior year was L2d	Yes	\$57,131.07	57,131.07		
2	2.4	2d. Increase and support Career Technical Education Opportunities *Prior year was L2e	Yes	\$190,022.38	190,022.38		
2	2.5	2e. Retain Athletic Trainer and purchase supplies *Prior year was L2f	Yes	\$144,856.33	144,856.33		
2	2.6	2f. Field Trip to Universities and Standards-Aligned Field trips *Prior year was L2g	Yes	\$57,131.07	57,131.07		

Last Year's Goal #	Last Year's Action #	Prior Action/Service Title	Contributing to Increased or Improved Services?	Last Year's Planned Expenditures for Contributing Actions (LCFF Funds)	Estimated Actual Expenditures for Contributing Actions (Input LCFF Funds)	Planned Percentage of Improved Services	Estimated Actual Percentage of Improved Services (Input Percentage)
2	2.7	2g. Districtwide Music Program *Prior year was L2h	Yes	\$460,228.86	493,747.00		
2	2.8	2h. Youth Leadership Activities *Prior year was L2i	Yes	\$34,278.64	34,278.64		
2	2.9	2i. AVID Program Districtwide *Prior year was L2j	Yes	\$146,721.66	146,721.66		
2	2.10	2j. Mentoring Program *Prior year was L2k	Yes		17,684.90		
2	2.11	2k. Transportation for athletic events *Prior year was L2l	Yes	\$194,245.63	194,245.63		
2	2.12	2l. Athletic Director *Prior year was L2m	Yes	\$55,133.40	55,133.40		
2	2.13	2m. Summer Matters *was L2n	Yes	\$39,744.00	0		
2	2.14	2n. GATE Program *was L2o	Yes		0		
2	2.15	2o. Office Assistant Support *was L2q	Yes	\$1,361,630.98	1,361,630.98		
2	2.16	2p. Additional Elective Classes *was L2r	Yes	\$153,699.85	153,699.85		
2	2.17	2q. After School and Summer Enrichment *was L2s	Yes	\$187,865.06	0		
2	2.18	2r. District Communication *was L2t	Yes	\$62,844.70	62,844.70		
2	2.19	2s. Childcare/Interpretation *was L2u	Yes	\$11,216.15	11,216.15		
3	3.1	3a. Credit Recovery Opportunities	Yes	\$22,852.43	22,852.43		
3	3.2	3b. Restorative Justice and PBS	Yes	\$181,521.25	181,521.25		
3	3.3	3c. Positive Behavior Intervention and Supports Framework	Yes	\$104,406.12	104,406.12		
3	3.4	3d. Counselors/Mental Health Support. *was 3f*	Yes	\$2,075,210.05	2,280,170.35		

Last Year's Goal #	Last Year's Action #	Prior Action/Service Title	Contributing to Increased or Improved Services?	Last Year's Planned Expenditures for Contributing Actions (LCFF Funds)	Estimated Actual Expenditures for Contributing Actions (Input LCFF Funds)	Planned Percentage of Improved Services	Estimated Actual Percentage of Improved Services (Input Percentage)
3	3.5	3e. A-G Completion Rate *was 3g*	Yes	\$89,215.63	137,500.00		
3	3.6	3f. School Psychologist *was 3h*	Yes	\$241,080.61	241,080.61		
3	3.7	3g. Support for Teen Parents *was 3i	Yes	\$108,549.56	108,549.56		
3	3.8	3h. District Safety Support *was 3k	Yes	\$1,120,714.21	1,120,714.21		
4	4.1	4a. Safety Measures	Yes	\$235,997.16	335,997.16		
4	4.2	4b. Custodial Staff	Yes	\$341,177.35	341,177.35		
4	4.3	4c. Deferred Maintenance	Yes	\$440,000.00	440,000.00		
4	4.4	4d. Health Service Specialist *was 4e	Yes	\$544,901.94	544,901.94		
4	4.5	4f. Student Nutrition Enhancement *was 4e	Yes	\$73,410.72	73,410.72		
4	4.6	4g. Improve Financial Literacy *was 4f	Yes	\$72,064.23	72,064.23		
5	5.1	Improve IEP development	Yes				
5	5.2	Improve Inclusive Practices	Yes				

## 2023-24 LCFF Carryover Table

9. Estimated Actual LCFF Base Grant (Input Dollar Amount)	6. Estimated Actual LCFF Supplemental and/or Concentration Grants	LCFF Carryover — Percentage (Percentage from Prior Year)	10. Total Percentage to Increase or Improve Services for the Current School Year (6 divided by 9 + Carryover %)	7. Total Estimated Actual Expenditures for Contributing Actions (LCFF Funds)	8. Total Estimated Actual Percentage of Improved Services (%)	11. Estimated Actual Percentage of Increased or Improved Services (7 divided by 9, plus 8)	12. LCFF Carryover — Dollar Amount (Subtract 11 from 10 and multiply by 9)	13. LCFF Carryover — Percentage (12 divided by 9)
\$50,611,038	\$18,660,990	0	36.871%	\$19,018,097.91	0.000%	37.577%	\$0.00	0.000%

# Local Control and Accountability Plan Instructions

[Plan Summary](#)

[Engaging Educational Partners](#)

[Goals and Actions](#)

[Increased or Improved Services for Foster Youth, English Learners, and Low-Income Students](#)

*For additional questions or technical assistance related to the completion of the Local Control and Accountability Plan (LCAP) template, please contact the local county office of education (COE), or the California Department of Education's (CDE's) Local Agency Systems Support Office, by phone at 916-319-0809 or by email at [LCFF@cde.ca.gov](mailto:LCFF@cde.ca.gov).*

## Introduction and Instructions

The Local Control Funding Formula (LCFF) requires local educational agencies (LEAs) to engage their local educational partners in an annual planning process to evaluate their progress within eight state priority areas encompassing all statutory metrics (COEs have 10 state priorities). LEAs document the results of this planning process in the LCAP using the template adopted by the State Board of Education.

The LCAP development process serves three distinct, but related functions:

- **Comprehensive Strategic Planning:** The process of developing and annually updating the LCAP supports comprehensive strategic planning, particularly to address and reduce disparities in opportunities and outcomes between student groups indicated by the California School Dashboard (California *Education Code* [EC] Section 52064[e][1]). Strategic planning that is comprehensive connects budgetary decisions to teaching and learning performance data. LEAs should continually evaluate the hard choices they make about the use of limited resources to meet student and community needs to ensure opportunities and outcomes are improved for all students.
- **Meaningful Engagement of Educational Partners:** The LCAP development process should result in an LCAP that reflects decisions made through meaningful engagement (EC Section 52064[e][1]). Local educational partners possess valuable perspectives and insights about an LEA's programs and services. Effective strategic planning will incorporate these perspectives and insights in order to identify potential goals and actions to be included in the LCAP.
- **Accountability and Compliance:** The LCAP serves an important accountability function because the nature of some LCAP template sections require LEAs to show that they have complied with various requirements specified in the LCFF statutes and regulations, most notably:
  - Demonstrating that LEAs are increasing or improving services for foster youth, English learners, including long-term English learners, and low-income students in proportion to the amount of additional funding those students generate under LCFF (EC Section 52064[b][4-6]).
  - Establishing goals, supported by actions and related expenditures, that address the statutory priority areas and statutory metrics (EC sections 52064[b][1] and [2]).
    - **NOTE:** As specified in EC Section 62064(b)(1), the LCAP must provide a description of the annual goals, for all pupils and each subgroup of pupils identified pursuant to EC Section 52052, to be achieved for each of the state priorities. Beginning in 2023–24, EC

Section 52052 identifies long-term English learners as a separate and distinct pupil subgroup with a numerical significance at 15 students.

- Annually reviewing and updating the LCAP to reflect progress toward the goals (*EC* Section 52064[b][7]).
- Ensuring that all increases attributable to supplemental and concentration grant calculations, including concentration grant add-on funding and/or LCFF carryover, are reflected in the LCAP (*EC* sections 52064[b][6], [8], and [11]).

The LCAP template, like each LEA's final adopted LCAP, is a document, not a process. LEAs must use the template to memorialize the outcome of their LCAP development process, which must: (a) reflect comprehensive strategic planning, particularly to address and reduce disparities in opportunities and outcomes between student groups indicated by the California School Dashboard (Dashboard), (b) through meaningful engagement with educational partners that (c) meets legal requirements, as reflected in the final adopted LCAP. The sections included within the LCAP template do not and cannot reflect the full development process, just as the LCAP template itself is not intended as a tool for engaging educational partners.

If a county superintendent of schools has jurisdiction over a single school district, the county board of education and the governing board of the school district may adopt and file for review and approval a single LCAP consistent with the requirements in *EC* sections 52060, 52062, 52066, 52068, and 52070. The LCAP must clearly articulate to which entity's budget (school district or county superintendent of schools) all budgeted and actual expenditures are aligned.

The revised LCAP template for the 2024–25, 2025–26, and 2026–27 school years reflects statutory changes made through Senate Bill 114 (Committee on Budget and Fiscal Review), Chapter 48, Statutes of 2023.

At its most basic, the adopted LCAP should attempt to distill not just what the LEA is doing for students in transitional kindergarten through grade twelve (TK–12), but also allow educational partners to understand why, and whether those strategies are leading to improved opportunities and outcomes for students. LEAs are strongly encouraged to use language and a level of detail in their adopted LCAPs intended to be meaningful and accessible for the LEA's diverse educational partners and the broader public.

In developing and finalizing the LCAP for adoption, LEAs are encouraged to keep the following overarching frame at the forefront of the strategic planning and educational partner engagement functions:

Given present performance across the state priorities and on indicators in the Dashboard, how is the LEA using its budgetary resources to respond to TK–12 student and community needs, and address any performance gaps, including by meeting its obligation to increase or improve services for foster youth, English learners, and low-income students?

LEAs are encouraged to focus on a set of metrics and actions which, based on research, experience, and input gathered from educational partners, the LEA believes will have the biggest impact on behalf of its TK–12 students.

These instructions address the requirements for each section of the LCAP, but may include information about effective practices when developing the LCAP and completing the LCAP document. Additionally, the beginning of each template section includes information emphasizing the purpose that section serves.

# Plan Summary

## Purpose

A well-developed Plan Summary section provides a meaningful context for the LCAP. This section provides information about an LEA's community as well as relevant information about student needs and performance. In order to present a meaningful context for the rest of the LCAP, the content of this section should be clearly and meaningfully related to the content included throughout each subsequent section of the LCAP.

## Requirements and Instructions

### General Information

A description of the LEA, its schools, and its students in grades transitional kindergarten–12, as applicable to the LEA.

Briefly describe the LEA, its schools, and its students in grades TK–12, as applicable to the LEA.

- For example, information about an LEA in terms of geography, enrollment, employment, the number and size of specific schools, recent community challenges, and other such information the LEA may wish to include can enable a reader to more fully understand the LEA's LCAP.
- As part of this response, identify all schools within the LEA receiving Equity Multiplier funding.

### Reflections: Annual Performance

A reflection on annual performance based on a review of the California School Dashboard (Dashboard) and local data.

Reflect on the LEA's annual performance on the Dashboard and local data. This may include both successes and challenges identified by the LEA during the development process.

LEAs are encouraged to highlight how they are addressing the identified needs of student groups, and/or schools within the LCAP as part of this response.

As part of this response, the LEA must identify the following, which will remain unchanged during the three-year LCAP cycle:

- Any school within the LEA that received the lowest performance level on one or more state indicators on the 2023 Dashboard;
- Any student group within the LEA that received the lowest performance level on one or more state indicators on the 2023 Dashboard; and/or
- Any student group within a school within the LEA that received the lowest performance level on one or more state indicators on the 2023 Dashboard.

### Reflections: Technical Assistance

As applicable, a summary of the work underway as part of technical assistance.



Annually identify the reason(s) the LEA is eligible for or has requested technical assistance consistent with *EC* sections 47607.3, 52071, 52071.5, 52072, or 52072.5, and provide a summary of the work underway as part of receiving technical assistance. The most common form of this technical assistance is frequently referred to as Differentiated Assistance, however this also includes LEAs that have requested technical assistance from their COE.

- If the LEA is not eligible for or receiving technical assistance, the LEA may respond to this prompt as “Not Applicable.”

**Comprehensive Support and Improvement**

An LEA with a school or schools identified for comprehensive support and improvement (CSI) under the Every Student Succeeds Act must respond to the following prompts:

*Schools Identified*

A list of the schools in the LEA that are eligible for comprehensive support and improvement.

- Identify the schools within the LEA that have been identified for CSI.

*Support for Identified Schools*

A description of how the LEA has or will support its eligible schools in developing comprehensive support and improvement plans.

- Describe how the LEA has or will support the identified schools in developing CSI plans that included a school-level needs assessment, evidence-based interventions, and the identification of any resource inequities to be addressed through the implementation of the CSI plan.

*Monitoring and Evaluating Effectiveness*

A description of how the LEA will monitor and evaluate the plan to support student and school improvement.

- Describe how the LEA will monitor and evaluate the implementation and effectiveness of the CSI plan to support student and school improvement.

**Engaging Educational Partners**

**Purpose**

Significant and purposeful engagement of parents, students, educators, and other educational partners, including those representing the student groups identified by LCFF, is critical to the development of the LCAP and the budget process. Consistent with statute, such engagement should support comprehensive strategic planning, particularly to address and reduce disparities in opportunities and outcomes between student groups indicated by the Dashboard, accountability, and improvement across the state priorities and locally identified priorities (*EC* Section 52064[e][1]). Engagement of educational partners is an ongoing, annual process.

This section is designed to reflect how the engagement of educational partners influenced the decisions reflected in the adopted LCAP. The goal is to allow educational partners that participated in the LCAP development process and the broader public to understand how the LEA engaged educational partners and the impact of that engagement. LEAs are encouraged to keep this goal in the forefront when completing this section.

**Requirements**

**School districts and COEs:** *EC* sections [52060\(g\) \(California Legislative Information\)](#) and [52066\(g\) \(California Legislative Information\)](#) specify the educational partners that must be consulted when developing the LCAP:

- Teachers,
- Principals,
- Administrators,
- Other school personnel,
- Local bargaining units of the LEA,
- Parents, and
- Students

A school district or COE receiving Equity Multiplier funds must also consult with educational partners at schools generating Equity Multiplier funds in the development of the LCAP, specifically, in the development of the required focus goal for each applicable school.

Before adopting the LCAP, school districts and COEs must share it with the applicable committees, as identified below under Requirements and Instructions. The superintendent is required by statute to respond in writing to the comments received from these committees. School districts and COEs must also consult with the special education local plan area administrator(s) when developing the LCAP.

**Charter schools:** *EC* Section [47606.5\(d\) \(California Legislative Information\)](#) requires that the following educational partners be consulted with when developing the LCAP:

- Teachers,
- Principals,
- Administrators,
- Other school personnel,
- Parents, and
- Students

A charter school receiving Equity Multiplier funds must also consult with educational partners at the school generating Equity Multiplier funds in the development of the LCAP, specifically, in the development of the required focus goal for the school.

The LCAP should also be shared with, and LEAs should request input from, schoolsite-level advisory groups, as applicable (e.g., schoolsite councils, English Learner Advisory Councils, student advisory groups, etc.), to facilitate alignment between schoolsite and district-level goals. Information and resources that support effective engagement, define student consultation, and provide the requirements for advisory group composition, can be found under Resources on the [CDE's LCAP webpage](#).

Before the governing board/body of an LEA considers the adoption of the LCAP, the LEA must meet the following legal requirements:

- For school districts, see [Education Code Section 52062 \(California Legislative Information\)](#);
  - **Note:** Charter schools using the LCAP as the School Plan for Student Achievement must meet the requirements of *EC* Section 52062(a).

- For COEs, see [Education Code Section 52068 \(California Legislative Information\)](#); and
- For charter schools, see [Education Code Section 47606.5 \(California Legislative Information\)](#).
- **NOTE:** As a reminder, the superintendent of a school district or COE must respond, in writing, to comments received by the applicable committees identified in the *Education Code* sections listed above. This includes the parent advisory committee and may include the English learner parent advisory committee and, as of July 1, 2024, the student advisory committee, as applicable.

## Instructions

### Respond to the prompts as follows:

A summary of the process used to engage educational partners in the development of the LCAP.

School districts and county offices of education must, at a minimum, consult with teachers, principals, administrators, other school personnel, local bargaining units, parents, and students in the development of the LCAP.

Charter schools must, at a minimum, consult with teachers, principals, administrators, other school personnel, parents, and students in the development of the LCAP.

An LEA receiving Equity Multiplier funds must also consult with educational partners at schools generating Equity Multiplier funds in the development of the LCAP, specifically, in the development of the required focus goal for each applicable school.

### Complete the table as follows:

#### Educational Partners

Identify the applicable educational partner(s) or group(s) that were engaged in the development of the LCAP.

#### Process for Engagement

Describe the engagement process used by the LEA to involve the identified educational partner(s) in the development of the LCAP. At a minimum, the LEA must describe how it met its obligation to consult with all statutorily required educational partners, as applicable to the type of LEA.

- A sufficient response to this prompt must include general information about the timeline of the process and meetings or other engagement strategies with educational partners. A response may also include information about an LEA's philosophical approach to engaging its educational partners.
- An LEA receiving Equity Multiplier funds must also include a summary of how it consulted with educational partners at schools generating Equity Multiplier funds in the development of the LCAP, specifically, in the development of the required focus goal for each applicable school.

A description of how the adopted LCAP was influenced by the feedback provided by educational partners.

Describe any goals, metrics, actions, or budgeted expenditures in the LCAP that were influenced by or developed in response to the educational partner feedback.

- A sufficient response to this prompt will provide educational partners and the public with clear, specific information about how the engagement process influenced the development of the LCAP. This may include a description of how the LEA prioritized requests of educational partners within the context of the budgetary resources available or otherwise prioritized areas of focus within the LCAP.
- An LEA receiving Equity Multiplier funds must include a description of how the consultation with educational partners at schools generating Equity Multiplier funds influenced the development of the adopted LCAP.
- For the purposes of this prompt, this may also include, but is not necessarily limited to:
  - Inclusion of a goal or decision to pursue a Focus Goal (as described below)
  - Inclusion of metrics other than the statutorily required metrics
  - Determination of the target outcome on one or more metrics
  - Inclusion of performance by one or more student groups in the Measuring and Reporting Results subsection
  - Inclusion of action(s) or a group of actions
  - Elimination of action(s) or group of actions
  - Changes to the level of proposed expenditures for one or more actions
  - Inclusion of action(s) as contributing to increased or improved services for unduplicated students
  - Analysis of effectiveness of the specific actions to achieve the goal
  - Analysis of material differences in expenditures
  - Analysis of changes made to a goal for the ensuing LCAP year based on the annual update process
  - Analysis of challenges or successes in the implementation of actions

## Goals and Actions

### Purpose

Well-developed goals will clearly communicate to educational partners what the LEA plans to accomplish, what the LEA plans to do in order to accomplish the goal, and how the LEA will know when it has accomplished the goal. A goal statement, associated metrics and expected outcomes, and the actions included in the goal must be in alignment. The explanation for why the LEA included a goal is an opportunity for LEAs to clearly communicate to educational partners and the public why, among the various strengths and areas for improvement highlighted by performance data and strategies and actions that could be pursued, the LEA decided to pursue this goal, and the related metrics, expected outcomes, actions, and expenditures.

A well-developed goal can be focused on the performance relative to a metric or metrics for all students, a specific student group(s), narrowing performance gaps, or implementing programs or strategies expected to impact outcomes. LEAs should assess the performance of their student groups when developing goals and the related actions to achieve such goals.

### Requirements and Instructions

LEAs should prioritize the goals, specific actions, and related expenditures included within the LCAP within one or more state priorities. LEAs must consider performance on the state and local indicators, including their locally collected and reported data for the local indicators that are included in the Dashboard, in determining whether and how to prioritize its goals within the LCAP. As previously stated, strategic planning that

is comprehensive connects budgetary decisions to teaching and learning performance data. LEAs should continually evaluate the hard choices they make about the use of limited resources to meet student and community needs to ensure opportunities and outcomes are improved for all students, and to address and reduce disparities in opportunities and outcomes between student groups indicated by the Dashboard.

In order to support prioritization of goals, the LCAP template provides LEAs with the option of developing three different kinds of goals:

- Focus Goal: A Focus Goal is relatively more concentrated in scope and may focus on a fewer number of metrics to measure improvement. A Focus Goal statement will be time bound and make clear how the goal is to be measured.
  - All Equity Multiplier goals must be developed as focus goals. For additional information, see Required Focus Goal(s) for LEAs Receiving Equity Multiplier Funding below.
- Broad Goal: A Broad Goal is relatively less concentrated in its scope and may focus on improving performance across a wide range of metrics.
- Maintenance of Progress Goal: A Maintenance of Progress Goal includes actions that may be ongoing without significant changes and allows an LEA to track performance on any metrics not addressed in the other goals of the LCAP.

**Requirement to Address the LCFF State Priorities**

At a minimum, the LCAP must address all LCFF priorities and associated metrics articulated in *EC* sections 52060(d) and 52066(d), as applicable to the LEA. The [LCFF State Priorities Summary](#) provides a summary of *EC* sections 52060(d) and 52066(d) to aid in the development of the LCAP.

Respond to the following prompts, as applicable:

**Focus Goal(s)**

Description

The description provided for a Focus Goal must be specific, measurable, and time bound.

- An LEA develops a Focus Goal to address areas of need that may require or benefit from a more specific and data intensive approach.
- The Focus Goal can explicitly reference the metric(s) by which achievement of the goal will be measured and the time frame according to which the LEA expects to achieve the goal.

**Type of Goal**

Identify the type of goal being implemented as a Focus Goal.

**State Priorities addressed by this goal.**

Identify each of the state priorities that this goal is intended to address.

**An explanation of why the LEA has developed this goal.**

Explain why the LEA has chosen to prioritize this goal.

- An explanation must be based on Dashboard data or other locally collected data.
- LEAs must describe how the LEA identified this goal for focused attention, including relevant consultation with educational partners.
- LEAs are encouraged to promote transparency and understanding around the decision to pursue a focus goal.

**Required Focus Goal(s) for LEAs Receiving Equity Multiplier Funding**

Description

LEAs receiving Equity Multiplier funding must include one or more focus goals for each school generating Equity Multiplier funding. In addition to addressing the focus goal requirements described above, LEAs must adhere to the following requirements.

Focus goals for Equity Multiplier schoolsites must address the following:

- (A) All student groups that have the lowest performance level on one or more state indicators on the Dashboard, and
- (B) Any underlying issues in the credentialing, subject matter preparation, and retention of the school’s educators, if applicable.
- Focus Goals for each and every Equity Multiplier schoolsite must identify specific metrics for each identified student group, as applicable.
- An LEA may create a single goal for multiple Equity Multiplier schoolsites if those schoolsites have the same student group(s) performing at the lowest performance level on one or more state indicators on the Dashboard or, experience similar issues in the credentialing, subject matter preparation, and retention of the school’s educators.
  - When creating a single goal for multiple Equity Multiplier schoolsites, the goal must identify the student groups and the performance levels on the Dashboard that the Focus Goal is addressing; or,
  - The common issues the schoolsites are experiencing in credentialing, subject matter preparation, and retention of the school’s educators, if applicable.

Type of Goal

Identify the type of goal being implemented as an Equity Multiplier Focus Goal.

State Priorities addressed by this goal.

Identify each of the state priorities that this goal is intended to address.

An explanation of why the LEA has developed this goal.

Explain why the LEA has chosen to prioritize this goal.

- An explanation must be based on Dashboard data or other locally collected data.
- LEAs must describe how the LEA identified this goal for focused attention, including relevant consultation with educational partners.
- LEAs are encouraged to promote transparency and understanding around the decision to pursue a focus goal.
- In addition to this information, the LEA must also identify:
  - The school or schools to which the goal applies

LEAs are encouraged to approach an Equity Multiplier goal from a wholistic standpoint, considering how the goal might maximize student outcomes through the use of LCFF and other funding in addition to Equity Multiplier funds.

- Equity Multiplier funds must be used to supplement, not supplant, funding provided to Equity Multiplier schoolsites for purposes of the LCFF, the Expanded Learning Opportunities Program (ELO-P), the Literacy Coaches and Reading Specialists (LCRS) Grant Program, and/or the California Community Schools Partnership Program (CCSPP).
- This means that Equity Multiplier funds must not be used to replace funding that an Equity Multiplier schoolsite would otherwise receive to implement LEA-wide actions identified in the LCAP or that an Equity Multiplier schoolsite would otherwise receive to implement provisions of the ELO-P, the LCRS, and/or the CCSPP.

**Note:** EC Section [42238.024\(b\)\(1\) \(California Legislative Information\)](#) requires that Equity Multiplier funds be used for the provision of evidence-based services and supports for students. Evidence-based services and supports are based on objective evidence that has informed the design of the service or support and/or guides the modification of those services and supports. Evidence-based supports and strategies are most commonly based on educational research and/or metrics of LEA, school, and/or student performance.

## Broad Goal

### Description

Describe what the LEA plans to achieve through the actions included in the goal.

- The description of a broad goal will be clearly aligned with the expected measurable outcomes included for the goal.
- The goal description organizes the actions and expected outcomes in a cohesive and consistent manner.
- A goal description is specific enough to be measurable in either quantitative or qualitative terms. A broad goal is not as specific as a focus goal. While it is specific enough to be measurable, there are many different metrics for measuring progress toward the goal.

### Type of Goal

Identify the type of goal being implemented as a Broad Goal.

### State Priorities addressed by this goal.

Identify each of the state priorities that this goal is intended to address.

An explanation of why the LEA has developed this goal.

Explain why the LEA developed this goal and how the actions and metrics grouped together will help achieve the goal.

**Maintenance of Progress Goal**

Description

Describe how the LEA intends to maintain the progress made in the LCFF State Priorities not addressed by the other goals in the LCAP.

- Use this type of goal to address the state priorities and applicable metrics not addressed within the other goals in the LCAP.
- The state priorities and metrics to be addressed in this section are those for which the LEA, in consultation with educational partners, has determined to maintain actions and monitor progress while focusing implementation efforts on the actions covered by other goals in the LCAP.

Type of Goal

Identify the type of goal being implemented as a Maintenance of Progress Goal.

State Priorities addressed by this goal.

Identify each of the state priorities that this goal is intended to address.

An explanation of why the LEA has developed this goal.

Explain how the actions will sustain the progress exemplified by the related metrics.

**Measuring and Reporting Results:**

For each LCAP year, identify the metric(s) that the LEA will use to track progress toward the expected outcomes.

- LEAs must identify metrics for specific student groups, as appropriate, including expected outcomes that address and reduce disparities in outcomes between student groups.
- The metrics may be quantitative or qualitative; but at minimum, an LEA’s LCAP must include goals that are measured using all of the applicable metrics for the related state priorities, in each LCAP year, as applicable to the type of LEA.
- To the extent a state priority does not specify one or more metrics (e.g., implementation of state academic content and performance standards), the LEA must identify a metric to use within the LCAP. For these state priorities, LEAs are encouraged to use metrics based on or reported through the relevant local indicator self-reflection tools within the Dashboard.



- **Required metrics for LEA-wide actions:** For each action identified as 1) contributing towards the requirement to increase or improve services for foster youth, English learners, including long-term English learners, and low-income students and 2) being provided on an LEA-wide basis, the LEA must identify one or more metrics to monitor the effectiveness of the action and its budgeted expenditures.
  - These required metrics may be identified within the action description or the first prompt in the increased or improved services section, however the description must clearly identify the metric(s) being used to monitor the effectiveness of the action and the action(s) that the metric(s) apply to.
- **Required metrics for Equity Multiplier goals:** For each Equity Multiplier goal, the LEA must identify:
  - The specific metrics for each identified student group at each specific schoolsite, as applicable, to measure the progress toward the goal, and/or
  - The specific metrics used to measure progress in meeting the goal related to credentialing, subject matter preparation, or educator retention at each specific schoolsite.

Complete the table as follows:

#### Metric #

- Enter the metric number.

#### Metric

- Identify the standard of measure being used to determine progress towards the goal and/or to measure the effectiveness of one or more actions associated with the goal.

#### Baseline

- Enter the baseline when completing the LCAP for 2024–25.
  - Use the most recent data associated with the metric available at the time of adoption of the LCAP for the first year of the three-year plan. LEAs may use data as reported on the 2023 Dashboard for the baseline of a metric only if that data represents the most recent available data (e.g., high school graduation rate).
  - Using the most recent data available may involve reviewing data the LEA is preparing for submission to the California Longitudinal Pupil Achievement Data System (CALPADS) or data that the LEA has recently submitted to CALPADS.
  - Indicate the school year to which the baseline data applies.
  - The baseline data must remain unchanged throughout the three-year LCAP.
    - This requirement is not intended to prevent LEAs from revising the baseline data if it is necessary to do so. For example, if an LEA identifies that its data collection practices for a particular metric are leading to inaccurate data and revises its practice to obtain

accurate data, it would also be appropriate for the LEA to revise the baseline data to align with the more accurate data process and report its results using the accurate data.

- If an LEA chooses to revise its baseline data, then, at a minimum, it must clearly identify the change as part of its response to the description of changes prompt in the Goal Analysis for the goal. LEAs are also strongly encouraged to involve their educational partners in the decision of whether or not to revise a baseline and to communicate the proposed change to their educational partners.
- Note for Charter Schools: Charter schools developing a one- or two-year LCAP may identify a new baseline each year, as applicable.

### Year 1 Outcome

- When completing the LCAP for 2025–26, enter the most recent data available. Indicate the school year to which the data applies.
  - Note for Charter Schools: Charter schools developing a one-year LCAP may provide the Year 1 Outcome when completing the LCAP for both 2025–26 and 2026–27 or may provide the Year 1 Outcome for 2025–26 and provide the Year 2 Outcome for 2026–27.

### Year 2 Outcome

- When completing the LCAP for 2026–27, enter the most recent data available. Indicate the school year to which the data applies.
  - Note for Charter Schools: Charter schools developing a one-year LCAP may identify the Year 2 Outcome as not applicable when completing the LCAP for 2026–27 or may provide the Year 2 Outcome for 2026–27.

### Target for Year 3 Outcome

- When completing the first year of the LCAP, enter the target outcome for the relevant metric the LEA expects to achieve by the end of the three-year LCAP cycle.
  - Note for Charter Schools: Charter schools developing a one- or two-year LCAP may identify a Target for Year 1 or Target for Year 2, as applicable.

### Current Difference from Baseline

- When completing the LCAP for 2025–26 and 2026–27, enter the current difference between the baseline and the yearly outcome, as applicable.
  - Note for Charter Schools: Charter schools developing a one- or two-year LCAP will identify the current difference between the baseline and the yearly outcome for Year 1 and/or the current difference between the baseline and the yearly outcome for Year 2, as applicable.

Timeline for school districts and COEs for completing the “**Measuring and Reporting Results**” part of the Goal.

Metric	Baseline	Year 1 Outcome	Year 2 Outcome	Target for Year 3 Outcome	Current Difference from Baseline
Enter information in this box when completing the LCAP for <b>2024–25</b> or when adding a new metric.	Enter information in this box when completing the LCAP for <b>2024–25</b> or when adding a new metric.	Enter information in this box when completing the LCAP for <b>2025–26</b> . Leave blank until then.	Enter information in this box when completing the LCAP for <b>2026–27</b> . Leave blank until then.	Enter information in this box when completing the LCAP for <b>2024–25</b> or when adding a new metric.	Enter information in this box when completing the LCAP for <b>2025–26</b> and <b>2026–27</b> . Leave blank until then.

**Goal Analysis:**

Enter the LCAP Year.

Using actual annual measurable outcome data, including data from the Dashboard, analyze whether the planned actions were effective towards achieving the goal. “Effective” means the degree to which the planned actions were successful in producing the target result. Respond to the prompts as instructed.

**Note:** When completing the 2024–25 LCAP, use the 2023–24 Local Control and Accountability Plan Annual Update template to complete the Goal Analysis and identify the Goal Analysis prompts in the 2024–25 LCAP as “Not Applicable.”

A description of overall implementation, including any substantive differences in planned actions and actual implementation of these actions, and any relevant challenges and successes experienced with implementation.

- Describe the overall implementation of the actions to achieve the articulated goal, including relevant challenges and successes experienced with implementation.
  - Include a discussion of relevant challenges and successes experienced with the implementation process.
  - This discussion must include any instance where the LEA did not implement a planned action or implemented a planned action in a manner that differs substantively from how it was described in the adopted LCAP.

An explanation of material differences between Budgeted Expenditures and Estimated Actual Expenditures and/or Planned Percentages of Improved Services and Estimated Actual Percentages of Improved Services.

- Explain material differences between Budgeted Expenditures and Estimated Actual Expenditures and between the Planned Percentages of Improved Services and Estimated Actual Percentages of Improved Services, as applicable. Minor variances in expenditures or percentages do not need to be addressed, and a dollar-for-dollar accounting is not required.

A description of the effectiveness or ineffectiveness of the specific actions to date in making progress toward the goal.

- Describe the effectiveness or ineffectiveness of the specific actions to date in making progress toward the goal. “Effectiveness” means the degree to which the actions were successful in producing the target result and “ineffectiveness” means that the actions did not produce any significant or targeted result.
  - In some cases, not all actions in a goal will be intended to improve performance on all of the metrics associated with the goal.
  - When responding to this prompt, LEAs may assess the effectiveness of a single action or group of actions within the goal in the context of performance on a single metric or group of specific metrics within the goal that are applicable to the action(s). Grouping actions with metrics will allow for more robust analysis of whether the strategy the LEA is using to impact a specified set of metrics is working and increase transparency for educational partners. LEAs are encouraged to use such an approach when goals include multiple actions and metrics that are not closely associated.
  - Beginning with the development of the 2024–25 LCAP, the LEA must change actions that have not proven effective over a three-year period.

A description of any changes made to the planned goal, metrics, target outcomes, or actions for the coming year that resulted from reflections on prior practice.

- Describe any changes made to this goal, expected outcomes, metrics, or actions to achieve this goal as a result of this analysis and analysis of the data provided in the Dashboard or other local data, as applicable.
  - As noted above, beginning with the development of the 2024–25 LCAP, the LEA must change actions that have not proven effective over a three-year period. For actions that have been identified as ineffective, the LEA must identify the ineffective action and must include a description of the following:
    - The reasons for the ineffectiveness, and
    - How changes to the action will result in a new or strengthened approach.

**Actions:**  
Complete the table as follows. Add additional rows as necessary.

Action #

- Enter the action number.

Title

- Provide a short title for the action. This title will also appear in the action tables.

Description

- Provide a brief description of the action.

- For actions that contribute to meeting the increased or improved services requirement, the LEA may include an explanation of how each action is principally directed towards and effective in meeting the LEA's goals for unduplicated students, as described in the instructions for the Increased or Improved Services for Foster Youth, English Learners, and Low-Income Students section.
- As previously noted, for each action identified as 1) contributing towards the requirement to increase or improve services for foster youth, English learners, including long-term English learners, and low-income students and 2) being provided on an LEA-wide basis, the LEA must identify one or more metrics to monitor the effectiveness of the action and its budgeted expenditures.
- These required metrics may be identified within the action description or the first prompt in the increased or improved services section; however, the description must clearly identify the metric(s) being used to monitor the effectiveness of the action and the action(s) that the metric(s) apply to.

## Total Funds

- Enter the total amount of expenditures associated with this action. Budgeted expenditures from specific fund sources will be provided in the action tables.

## Contributing

- Indicate whether the action contributes to meeting the increased or improved services requirement as described in the Increased or Improved Services section using a “Y” for Yes or an “N” for No.
  - **Note:** for each such contributing action, the LEA will need to provide additional information in the Increased or Improved Services section to address the requirements in *California Code of Regulations*, Title 5 [5 CCR] Section 15496 in the Increased or Improved Services section of the LCAP.

**Actions for Foster Youth:** School districts, COEs, and charter schools that have a numerically significant foster youth student subgroup are encouraged to include specific actions in the LCAP designed to meet needs specific to foster youth students.

## Required Actions

- LEAs with 30 or more English learners and/or 15 or more long-term English learners must include specific actions in the LCAP related to, at a minimum:
  - Language acquisition programs, as defined in *EC* Section 306, provided to students, and
  - Professional development for teachers.
  - If an LEA has both 30 or more English learners and 15 or more long-term English learners, the LEA must include actions for both English learners and long-term English learners.
- LEAs eligible for technical assistance pursuant to *EC* sections 47607.3, 52071, 52071.5, 52072, or 52072.5, must include specific actions within the LCAP related to its implementation of the work underway as part of technical assistance. The most common form of this technical assistance is frequently referred to as Differentiated Assistance.

- LEAs that have Red Dashboard indicators for (1) a school within the LEA, (2) a student group within the LEA, and/or (3) a student group within any school within the LEA must include one or more specific actions within the LCAP:
  - The specific action(s) must be directed towards the identified student group(s) and/or school(s) and must address the identified state indicator(s) for which the student group or school received the lowest performance level on the 2023 Dashboard. Each student group and/or school that receives the lowest performance level on the 2023 Dashboard must be addressed by one or more actions.
  - These required actions will be effective for the three-year LCAP cycle.

## Increased or Improved Services for Foster Youth, English Learners, and Low-Income Students

### Purpose

A well-written Increased or Improved Services section provides educational partners with a comprehensive description, within a single dedicated section, of how an LEA plans to increase or improve services for its unduplicated students as defined in *EC* Section 42238.02 in grades TK–12 as compared to all students in grades TK–12, as applicable, and how LEA-wide or schoolwide actions identified for this purpose meet regulatory requirements. Descriptions provided should include sufficient detail yet be sufficiently succinct to promote a broader understanding of educational partners to facilitate their ability to provide input. An LEA’s description in this section must align with the actions included in the Goals and Actions section as contributing.

Please Note: For the purpose of meeting the Increased or Improved Services requirement and consistent with *EC* Section 42238.02, long-term English learners are included in the English learner student group.

### Statutory Requirements

An LEA is required to demonstrate in its LCAP how it is increasing or improving services for its students who are foster youth, English learners, and/or low-income, collectively referred to as unduplicated students, as compared to the services provided to all students in proportion to the increase in funding it receives based on the number and concentration of unduplicated students in the LEA (*EC* Section 42238.07[a][1], *EC* Section 52064[b][8][B]; 5 *CCR* Section 15496[a]). This proportionality percentage is also known as the “minimum proportionality percentage” or “MPP.” The manner in which an LEA demonstrates it is meeting its MPP is two-fold: (1) through the expenditure of LCFF funds or through the identification of a Planned Percentage of Improved Services as documented in the Contributing Actions Table, and (2) through the explanations provided in the Increased or Improved Services for Foster Youth, English Learners, and Low-Income Students section.

To improve services means to grow services in quality and to increase services means to grow services in quantity. Services are increased or improved by those actions in the LCAP that are identified in the Goals and Actions section as contributing to the increased or improved services requirement, whether they are provided across the entire LEA (LEA-wide action), provided to an entire school (Schoolwide action), or solely provided to one or more unduplicated student group(s) (Limited action).

Therefore, for *any* action contributing to meet the increased or improved services requirement, the LEA must include an explanation of:

- How the action is increasing or improving services for the unduplicated student group(s) (Identified Needs and Action Design), and
- How the action meets the LEA's goals for its unduplicated pupils in the state and any local priority areas (Measurement of Effectiveness).

**LEA-wide and Schoolwide Actions**

In addition to the above required explanations, LEAs must provide a justification for why an LEA-wide or Schoolwide action is being provided to all students and how the action is intended to improve outcomes for unduplicated student group(s) as compared to all students.

- Conclusory statements that a service will help achieve an expected outcome for the goal, without an explicit connection or further explanation as to how, are not sufficient.
- Further, simply stating that an LEA has a high enrollment percentage of a specific student group or groups does not meet the increased or improved services standard because enrolling students is not the same as serving students.

**For School Districts Only**

Actions provided on an **LEA-wide** basis at **school districts with an unduplicated pupil percentage of less than 55 percent** must also include a description of how the actions are the most effective use of the funds to meet the district's goals for its unduplicated pupils in the state and any local priority areas. The description must provide the basis for this determination, including any alternatives considered, supporting research, experience, or educational theory.

Actions provided on a **Schoolwide** basis for **schools with less than 40 percent enrollment of unduplicated pupils** must also include a description of how these actions are the most effective use of the funds to meet the district's goals for its unduplicated pupils in the state and any local priority areas. The description must provide the basis for this determination, including any alternatives considered, supporting research, experience, or educational theory.

**Requirements and Instructions**

Complete the tables as follows:

Total Projected LCFF Supplemental and/or Concentration Grants

- Specify the amount of LCFF supplemental and concentration grant funds the LEA estimates it will receive in the coming year based on the number and concentration of foster youth, English learner, and low-income students. This amount includes the Additional 15 percent LCFF Concentration Grant.

Projected Additional 15 percent LCFF Concentration Grant

- Specify the amount of additional LCFF concentration grant add-on funding, as described in *EC* Section 42238.02, that the LEA estimates it will receive in the coming year.

Projected Percentage to Increase or Improve Services for the Coming School Year

- Specify the estimated percentage by which services for unduplicated pupils must be increased or improved as compared to the services provided to all students in the LCAP year as calculated pursuant to 5 *CCR* Section 15496(a)(7).

LCFF Carryover — Percentage

- Specify the LCFF Carryover — Percentage identified in the LCFF Carryover Table. If a carryover percentage is not identified in the LCFF Carryover Table, specify a percentage of zero (0.00%).

#### LCFF Carryover — Dollar

- Specify the LCFF Carryover — Dollar amount identified in the LCFF Carryover Table. If a carryover amount is not identified in the LCFF Carryover Table, specify an amount of zero (\$0).

#### Total Percentage to Increase or Improve Services for the Coming School Year

- Add the Projected Percentage to Increase or Improve Services for the Coming School Year and the Proportional LCFF Required Carryover Percentage and specify the percentage. This is the LEA's percentage by which services for unduplicated pupils must be increased or improved as compared to the services provided to all students in the LCAP year, as calculated pursuant to 5 CCR Section 15496(a)(7).

## Required Descriptions:

### LEA-wide and Schoolwide Actions

For each action being provided to an entire LEA or school, provide an explanation of (1) the unique identified need(s) of the unduplicated student group(s) for whom the action is principally directed, (2) how the action is designed to address the identified need(s) and why it is being provided on an LEA or schoolwide basis, and (3) the metric(s) used to measure the effectiveness of the action in improving outcomes for the unduplicated student group(s).

If the LEA has provided this required description in the Action Descriptions, state as such within the table.

Complete the table as follows:

#### Identified Need(s)

Provide an explanation of the unique identified need(s) of the LEA's unduplicated student group(s) for whom the action is principally directed.

An LEA demonstrates how an action is principally directed towards an unduplicated student group(s) when the LEA explains the need(s), condition(s), or circumstance(s) of the unduplicated student group(s) identified through a needs assessment and how the action addresses them. A meaningful needs assessment includes, at a minimum, analysis of applicable student achievement data and educational partner feedback.

#### How the Action(s) are Designed to Address Need(s) and Why it is Provided on an LEA-wide or Schoolwide Basis

Provide an explanation of how the action as designed will address the unique identified need(s) of the LEA's unduplicated student group(s) for whom the action is principally directed and the rationale for why the action is being provided on an LEA-wide or schoolwide basis.

- As stated above, conclusory statements that a service will help achieve an expected outcome for the goal, without an explicit connection or further explanation as to how, are not sufficient.



- Further, simply stating that an LEA has a high enrollment percentage of a specific student group or groups does not meet the increased or improved services standard because enrolling students is not the same as serving students.

### **Metric(s) to Monitor Effectiveness**

Identify the metric(s) being used to measure the progress and effectiveness of the action(s).

**Note for COEs and Charter Schools:** In the case of COEs and charter schools, schoolwide and LEA-wide are considered to be synonymous.

### **Limited Actions**

For each action being solely provided to one or more unduplicated student group(s), provide an explanation of (1) the unique identified need(s) of the unduplicated student group(s) being served, (2) how the action is designed to address the identified need(s), and (3) how the effectiveness of the action in improving outcomes for the unduplicated student group(s) will be measured.

If the LEA has provided the required descriptions in the Action Descriptions, state as such.

Complete the table as follows:

### **Identified Need(s)**

Provide an explanation of the unique need(s) of the unduplicated student group(s) being served identified through the LEA's needs assessment. A meaningful needs assessment includes, at a minimum, analysis of applicable student achievement data and educational partner feedback.

### **How the Action(s) are Designed to Address Need(s)**

Provide an explanation of how the action is designed to address the unique identified need(s) of the unduplicated student group(s) being served.

### **Metric(s) to Monitor Effectiveness**

Identify the metric(s) being used to measure the progress and effectiveness of the action(s).

For any limited action contributing to meeting the increased or improved services requirement that is associated with a Planned Percentage of Improved Services in the Contributing Summary Table rather than an expenditure of LCFF funds, describe the methodology that was used to determine the contribution of the action towards the proportional percentage, as applicable.

- For each action with an identified Planned Percentage of Improved Services, identify the goal and action number and describe the methodology that was used.
- When identifying a Planned Percentage of Improved Services, the LEA must describe the methodology that it used to determine the contribution of the action towards the proportional percentage. The percentage of improved services for an action corresponds to the amount of LCFF funding that the LEA estimates it would expend to implement the action if it were funded.

- For example, an LEA determines that there is a need to analyze data to ensure that instructional aides and expanded learning providers know what targeted supports to provide to students who are foster youth. The LEA could implement this action by hiring additional staff to collect and analyze data and to coordinate supports for students, which, based on the LEA's current pay scale, the LEA estimates would cost \$165,000. Instead, the LEA chooses to utilize a portion of existing staff time to analyze data relating to students who are foster youth. This analysis will then be shared with site principals who will use the data to coordinate services provided by instructional assistants and expanded learning providers to target support to students. In this example, the LEA would divide the estimated cost of \$165,000 by the amount of LCFF Funding identified in the Total Planned Expenditures Table and then convert the quotient to a percentage. This percentage is the Planned Percentage of Improved Services for the action.

### **Additional Concentration Grant Funding**

A description of the plan for how the additional concentration grant add-on funding identified above will be used to increase the number of staff providing direct services to students at schools that have a high concentration (above 55 percent) of foster youth, English learners, and low-income students, as applicable.

An LEA that receives the additional concentration grant add-on described in *EC* Section 42238.02 is required to demonstrate how it is using these funds to increase the number of staff who provide direct services to students at schools with an enrollment of unduplicated students that is greater than 55 percent as compared to the number of staff who provide direct services to students at schools with an enrollment of unduplicated students that is equal to or less than 55 percent. The staff who provide direct services to students must be certificated staff and/or classified staff employed by the LEA; classified staff includes custodial staff.

Provide the following descriptions, as applicable to the LEA:

- An LEA that does not receive a concentration grant or the concentration grant add-on must indicate that a response to this prompt is not applicable.
- Identify the goal and action numbers of the actions in the LCAP that the LEA is implementing to meet the requirement to increase the number of staff who provide direct services to students at schools with an enrollment of unduplicated students that is greater than 55 percent.
- An LEA that does not have comparison schools from which to describe how it is using the concentration grant add-on funds, such as a single-school LEA or an LEA that only has schools with an enrollment of unduplicated students that is greater than 55 percent, must describe how it is using the funds to increase the number of credentialed staff, classified staff, or both, including custodial staff, who provide direct services to students at selected schools and the criteria used to determine which schools require additional staffing support.
- In the event that an additional concentration grant add-on is not sufficient to increase staff providing direct services to students at a school with an enrollment of unduplicated students that is greater than 55 percent, the LEA must describe how it is using the funds to retain staff providing direct services to students at a school with an enrollment of unduplicated students that is greater than 55 percent.

Complete the table as follows:

- Provide the staff-to-student ratio of classified staff providing direct services to students with a concentration of unduplicated students that is 55 percent or less and the staff-to-student ratio of classified staff providing direct services to students at schools with a concentration of unduplicated students that is greater than 55 percent, as applicable to the LEA.
  - The LEA may group its schools by grade span (Elementary, Middle/Junior High, and High Schools), as applicable to the LEA.

- The staff-to-student ratio must be based on the number of full-time equivalent (FTE) staff and the number of enrolled students as counted on the first Wednesday in October of each year.
- Provide the staff-to-student ratio of certificated staff providing direct services to students at schools with a concentration of unduplicated students that is 55 percent or less and the staff-to-student ratio of certificated staff providing direct services to students at schools with a concentration of unduplicated students that is greater than 55 percent, as applicable to the LEA.
  - The LEA may group its schools by grade span (Elementary, Middle/Junior High, and High Schools), as applicable to the LEA.
  - The staff-to-student ratio must be based on the number of FTE staff and the number of enrolled students as counted on the first Wednesday in October of each year.

## Action Tables

Complete the Total Planned Expenditures Table for each action in the LCAP. The information entered into this table will automatically populate the other Action Tables. Information is only entered into the Total Planned Expenditures Table, the Annual Update Table, the Contributing Actions Annual Update Table, and the LCFF Carryover Table. The word “input” has been added to column headers to aid in identifying the column(s) where information will be entered. Information is not entered on the remaining Action tables.

The following tables are required to be included as part of the LCAP adopted by the local governing board or governing body:

- Table 1: Total Planned Expenditures Table (for the coming LCAP Year)
- Table 2: Contributing Actions Table (for the coming LCAP Year)
- Table 3: Annual Update Table (for the current LCAP Year)
- Table 4: Contributing Actions Annual Update Table (for the current LCAP Year)
- Table 5: LCFF Carryover Table (for the current LCAP Year)

Note: The coming LCAP Year is the year that is being planned for, while the current LCAP year is the current year of implementation. For example, when developing the 2024–25 LCAP, 2024–25 will be the coming LCAP Year and 2023–24 will be the current LCAP Year.

## Total Planned Expenditures Table

In the Total Planned Expenditures Table, input the following information for each action in the LCAP for that applicable LCAP year:

- **LCAP Year:** Identify the applicable LCAP Year.
- **1. Projected LCFF Base Grant:** Provide the total amount estimated LCFF entitlement for the coming school year, excluding the supplemental and concentration grants and the add-ons for the Targeted Instructional Improvement Block Grant program, the former Home-to-School Transportation program, and the Small School District Transportation program, pursuant to 5 CCR Section 15496(a)(8).

Note that the LCFF Base Grant for purposes of the LCAP also includes the Necessary Small Schools and Economic Recovery Target allowances for school districts, and County Operations Grant for COEs.

See *EC* sections 2574 (for COEs) and 42238.02 (for school districts and charter schools), as applicable, for LCFF entitlement calculations.

- **2. Projected LCFF Supplemental and/or Concentration Grants:** Provide the total amount of LCFF supplemental and concentration grants estimated on the basis of the number and concentration of unduplicated students for the coming school year.
- **3. Projected Percentage to Increase or Improve Services for the Coming School Year:** This percentage will not be entered; it is calculated based on the Projected LCFF Base Grant and the Projected LCFF Supplemental and/or Concentration Grants, pursuant to 5 CCR Section 15496(a)(8). This is the percentage by which services for unduplicated pupils must be increased or improved as compared to the services provided to all students in the coming LCAP year.
- **LCFF Carryover — Percentage:** Specify the LCFF Carryover — Percentage identified in the LCFF Carryover Table from the prior LCAP year. If a carryover percentage is not identified in the LCFF Carryover Table, specify a percentage of zero (0.00%).
- **Total Percentage to Increase or Improve Services for the Coming School Year:** This percentage will not be entered; it is calculated based on the Projected Percentage to Increase or Improve Services for the Coming School Year and the LCFF Carryover — Percentage. ***This is the percentage by which the LEA must increase or improve services for unduplicated pupils as compared to the services provided to all students in the coming LCAP year.***
- **Goal #:** Enter the LCAP Goal number for the action.
- **Action #:** Enter the action's number as indicated in the LCAP Goal.
- **Action Title:** Provide a title of the action.
- **Student Group(s):** Indicate the student group or groups who will be the primary beneficiary of the action by entering "All," or by entering a specific student group or groups.
- **Contributing to Increased or Improved Services?:** Type "Yes" if the action **is** included as contributing to meeting the increased or improved services requirement; OR, type "No" if the action is **not** included as contributing to meeting the increased or improved services requirement.
- If "Yes" is entered into the Contributing column, then complete the following columns:
  - **Scope:** The scope of an action may be LEA-wide (i.e., districtwide, countywide, or charterwide), schoolwide, or limited. An action that is LEA-wide in scope upgrades the entire educational program of the LEA. An action that is schoolwide in scope upgrades the entire educational program of a single school. An action that is limited in its scope is an action that serves only one or more unduplicated student groups.

- **Unduplicated Student Group(s):** Regardless of scope, contributing actions serve one or more unduplicated student groups. Indicate one or more unduplicated student groups for whom services are being increased or improved as compared to what all students receive.
- **Location:** Identify the location where the action will be provided. If the action is provided to all schools within the LEA, the LEA must indicate “All Schools.” If the action is provided to specific schools within the LEA or specific grade spans only, the LEA must enter “Specific Schools” or “Specific Grade Spans.” Identify the individual school or a subset of schools or grade spans (e.g., all high schools or grades transitional kindergarten through grade five), as appropriate.
- **Time Span:** Enter “ongoing” if the action will be implemented for an indeterminate period of time. Otherwise, indicate the span of time for which the action will be implemented. For example, an LEA might enter “1 Year,” or “2 Years,” or “6 Months.”
- **Total Personnel:** Enter the total amount of personnel expenditures utilized to implement this action.
- **Total Non-Personnel:** This amount will be automatically calculated based on information provided in the Total Personnel column and the Total Funds column.
- **LCFF Funds:** Enter the total amount of LCFF funds utilized to implement this action, if any. LCFF funds include all funds that make up an LEA’s total LCFF target (i.e., base grant, grade span adjustment, supplemental grant, concentration grant, Targeted Instructional Improvement Block Grant, and Home-To-School Transportation).
  - **Note:** For an action to contribute towards meeting the increased or improved services requirement, it must include some measure of LCFF funding. The action may also include funding from other sources, however the extent to which an action contributes to meeting the increased or improved services requirement is based on the LCFF funding being used to implement the action.
- **Other State Funds:** Enter the total amount of Other State Funds utilized to implement this action, if any.
  - **Note:** Equity Multiplier funds must be included in the “Other State Funds” category, not in the “LCFF Funds” category. As a reminder, Equity Multiplier funds must be used to supplement, not supplant, funding provided to Equity Multiplier schoolsites for purposes of the LCFF, the ELO-P, the LCRS, and/or the CCSPP. This means that Equity Multiplier funds must not be used to replace funding that an Equity Multiplier schoolsite would otherwise receive to implement LEA-wide actions identified in the LEA’s LCAP or that an Equity Multiplier schoolsite would otherwise receive to implement provisions of the ELO-P, the LCRS, and/or the CCSPP.
- **Local Funds:** Enter the total amount of Local Funds utilized to implement this action, if any.
- **Federal Funds:** Enter the total amount of Federal Funds utilized to implement this action, if any.
- **Total Funds:** This amount is automatically calculated based on amounts entered in the previous four columns.
- **Planned Percentage of Improved Services:** For any action identified as contributing, being provided on a Limited basis to unduplicated students, and that does not have funding associated with the action, enter the planned quality improvement anticipated for the action as

a percentage rounded to the nearest hundredth (0.00%). A limited action is an action that only serves foster youth, English learners, and/or low-income students.

- As noted in the instructions for the Increased or Improved Services section, when identifying a Planned Percentage of Improved Services, the LEA must describe the methodology that it used to determine the contribution of the action towards the proportional percentage. The percentage of improved services for an action corresponds to the amount of LCFF funding that the LEA estimates it would expend to implement the action if it were funded.

For example, an LEA determines that there is a need to analyze data to ensure that instructional aides and expanded learning providers know what targeted supports to provide to students who are foster youth. The LEA could implement this action by hiring additional staff to collect and analyze data and to coordinate supports for students, which, based on the LEA’s current pay scale, the LEA estimates would cost \$165,000. Instead, the LEA chooses to utilize a portion of existing staff time to analyze data relating to students who are foster youth. This analysis will then be shared with site principals who will use the data to coordinate services provided by instructional assistants and expanded learning providers to target support to students. In this example, the LEA would divide the estimated cost of \$165,000 by the amount of LCFF Funding identified in the Data Entry Table and then convert the quotient to a percentage. This percentage is the Planned Percentage of Improved Services for the action.

## Contributing Actions Table

As noted above, information will not be entered in the Contributing Actions Table; however, the ‘Contributing to Increased or Improved Services?’ column will need to be checked to ensure that only actions with a “Yes” are displaying. If actions with a “No” are displayed or if actions that are contributing are not displaying in the column, use the drop-down menu in the column header to filter only the “Yes” responses.

## Annual Update Table

In the Annual Update Table, provide the following information for each action in the LCAP for the relevant LCAP year:

- **Estimated Actual Expenditures:** Enter the total estimated actual expenditures to implement this action, if any.

## Contributing Actions Annual Update Table

In the Contributing Actions Annual Update Table, check the ‘Contributing to Increased or Improved Services?’ column to ensure that only actions with a “Yes” are displaying. If actions with a “No” are displayed or if actions that are contributing are not displaying in the column, use the drop-down menu in the column header to filter only the “Yes” responses. Provide the following information for each contributing action in the LCAP for the relevant LCAP year:

- **6. Estimated Actual LCFF Supplemental and/or Concentration Grants:** Provide the total amount of LCFF supplemental and concentration grants estimated based on the number and concentration of unduplicated students in the current school year.
- **Estimated Actual Expenditures for Contributing Actions:** Enter the total estimated actual expenditure of LCFF funds used to implement this action, if any.

- **Estimated Actual Percentage of Improved Services:** For any action identified as contributing, being provided on a Limited basis only to unduplicated students, and that does not have funding associated with the action, enter the total estimated actual quality improvement anticipated for the action as a percentage rounded to the nearest hundredth (0.00%).
  - Building on the example provided above for calculating the Planned Percentage of Improved Services, the LEA in the example implements the action. As part of the annual update process, the LEA reviews implementation and student outcome data and determines that the action was implemented with fidelity and that outcomes for foster youth students improved. The LEA reviews the original estimated cost for the action and determines that had it hired additional staff to collect and analyze data and to coordinate supports for students that estimated actual cost would have been \$169,500 due to a cost of living adjustment. The LEA would divide the estimated actual cost of \$169,500 by the amount of LCFF Funding identified in the Data Entry Table and then convert the quotient to a percentage. This percentage is the Estimated Actual Percentage of Improved Services for the action.

## LCFF Carryover Table

- **9. Estimated Actual LCFF Base Grant:** Provide the total amount of estimated LCFF Target Entitlement for the current school year, excluding the supplemental and concentration grants and the add-ons for the Targeted Instructional Improvement Block Grant program, the former Home-to-School Transportation program, and the Small School District Transportation program, pursuant to 5 CCR Section 15496(a)(8). Note that the LCFF Base Grant for purposes of the LCAP also includes the Necessary Small Schools and Economic Recovery Target allowances for school districts, and County Operations Grant for COEs. See *EC* sections 2574 (for COEs) and 42238.02 (for school districts and charter schools), as applicable, for LCFF entitlement calculations.
- **10. Total Percentage to Increase or Improve Services for the Current School Year:** This percentage will not be entered. The percentage is calculated based on the amounts of the Estimated Actual LCFF Base Grant (9) and the Estimated Actual LCFF Supplemental and/or Concentration Grants (6), pursuant to 5 CCR Section 15496(a)(8), plus the LCFF Carryover – Percentage from the prior year. This is the percentage by which services for unduplicated pupils must be increased or improved as compared to the services provided to all students in the current LCAP year.

## Calculations in the Action Tables

To reduce the duplication of effort of LEAs, the Action Tables include functionality such as pre-population of fields and cells based on the information provided in the Data Entry Table, the Annual Update Summary Table, and the Contributing Actions Table. For transparency, the functionality and calculations used are provided below.

### Contributing Actions Table

- **4. Total Planned Contributing Expenditures (LCFF Funds)**
  - This amount is the total of the Planned Expenditures for Contributing Actions (LCFF Funds) column.
- **5. Total Planned Percentage of Improved Services**
  - This percentage is the total of the Planned Percentage of Improved Services column.
- **Planned Percentage to Increase or Improve Services for the coming school year (4 divided by 1, plus 5)**

- This percentage is calculated by dividing the Total Planned Contributing Expenditures (4) by the Projected LCFF Base Grant (1), converting the quotient to a percentage, and adding it to the Total Planned Percentage of Improved Services (5).

### **Contributing Actions Annual Update Table**

Pursuant to *EC* Section 42238.07(c)(2), if the Total Planned Contributing Expenditures (4) is less than the Estimated Actual LCFF Supplemental and Concentration Grants (6), the LEA is required to calculate the difference between the Total Planned Percentage of Improved Services (5) and the Total Estimated Actual Percentage of Improved Services (7). If the Total Planned Contributing Expenditures (4) is equal to or greater than the Estimated Actual LCFF Supplemental and Concentration Grants (6), the Difference Between Planned and Estimated Actual Percentage of Improved Services will display “Not Required.”

- **6. Estimated Actual LCFF Supplemental and Concentration Grants**
  - This is the total amount of LCFF supplemental and concentration grants the LEA estimates it will actually receive based on of the number and concentration of unduplicated students in the current school year.
- **4. Total Planned Contributing Expenditures (LCFF Funds)**
  - This amount is the total of the Last Year's Planned Expenditures for Contributing Actions (LCFF Funds).
- **7. Total Estimated Actual Expenditures for Contributing Actions**
  - This amount is the total of the Estimated Actual Expenditures for Contributing Actions (LCFF Funds).
- **Difference Between Planned and Estimated Actual Expenditures for Contributing Actions (Subtract 7 from 4)**
  - This amount is the Total Estimated Actual Expenditures for Contributing Actions (7) subtracted from the Total Planned Contributing Expenditures (4).
- **5. Total Planned Percentage of Improved Services (%)**
  - This amount is the total of the Planned Percentage of Improved Services column.
- **8. Total Estimated Actual Percentage of Improved Services (%)**
  - This amount is the total of the Estimated Actual Percentage of Improved Services column.
- **Difference Between Planned and Estimated Actual Percentage of Improved Services (Subtract 5 from 8)**
  - This amount is the Total Planned Percentage of Improved Services (5) subtracted from the Total Estimated Actual Percentage of Improved Services (8).

### **LCFF Carryover Table**

- **10. Total Percentage to Increase or Improve Services for the Current School Year (6 divided by 9 plus Carryover %)**



- This percentage is the Estimated Actual LCFF Supplemental and/or Concentration Grants (6) divided by the Estimated Actual LCFF Base Grant (9) plus the LCFF Carryover – Percentage from the prior year.
- **11. Estimated Actual Percentage of Increased or Improved Services (7 divided by 9, plus 8)**
  - This percentage is the Total Estimated Actual Expenditures for Contributing Actions (7) divided by the LCFF Funding (9), then converting the quotient to a percentage and adding the Total Estimated Actual Percentage of Improved Services (8).
- **12. LCFF Carryover — Dollar Amount LCFF Carryover (Subtract 11 from 10 and multiply by 9)**
  - If the Estimated Actual Percentage of Increased or Improved Services (11) is less than the Estimated Actual Percentage to Increase or Improve Services (10), the LEA is required to carry over LCFF funds.  
  
The amount of LCFF funds is calculated by subtracting the Estimated Actual Percentage to Increase or Improve Services (11) from the Estimated Actual Percentage of Increased or Improved Services (10) and then multiplying by the Estimated Actual LCFF Base Grant (9). This amount is the amount of LCFF funds that is required to be carried over to the coming year.
- **13. LCFF Carryover — Percentage (12 divided by 9)**
  - This percentage is the unmet portion of the Percentage to Increase or Improve Services that the LEA must carry over into the coming LCAP year. The percentage is calculated by dividing the LCFF Carryover (12) by the LCFF Funding (9).

California Department of Education  
November 2023