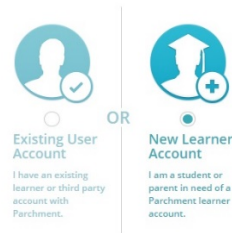


1. Click on the link below to start your account

❖ <https://www.parchment.com/u/registration/98795/account>

2. Register New Learner Account:



***DO NOT** use your school email address to create your account. Use a **PERSONAL EMAIL** address-something you use regularly and **will remember** login info for use later on.

3. Verify your Email Account:


❖ Check your inbox for a message from Parchment

4. Save your security settings: Colleges recommend waiving FERPA rights


5. Select a destination: Add the school(s) you want to receive your transcript

Select a destination

Where would you like to send your credential

 An Academic Organization, Admissions Office, Business, or Other Organization.

OR

 Yourself or Another Individual

[Advanced Search](#) ▼

6. Review Order & Provide Consent

7. Track Order via Email:

Order Confirmation

Your order has been placed. You should receive an email confirmation for this order.

High Five! You've successfully placed your order, and it's on the way!