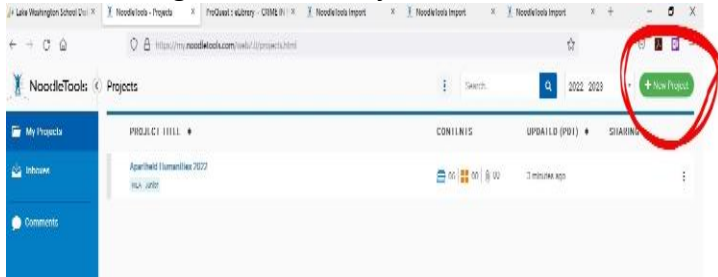
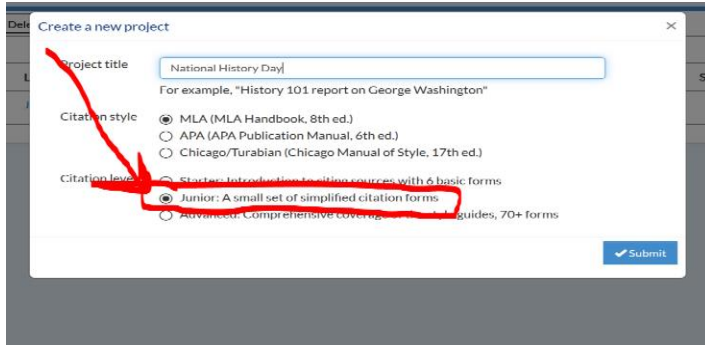


## NOODLE TOOLS STUDENT DIRECTIONS 2024-2025

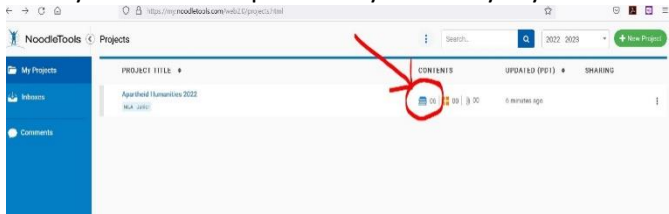
- #1. Classlink (from icon on school laptop or lwsd.org, students and families, Classlink)
- #2. Library Resources
- #3. Noodle Tools
- #4. Click the green “New Project” button



- #6. Type a title for your project, choose the correct citation style (MLA or APA) and then for Citation Level choose “Junior”.



- #7. If you haven't imported any sources yet you can add a source by clicking the source icon



- #8. Open a new tab and go to kcls.org. When you find an article scroll to the Noodle Tools button and import. The citation for the article will appear in your Noodle Tools list (refresh button)

