

2020-2021
MAP
Parent Information and Resources



Agenda

- **What is MAP Growth?**
 - What does MAP Growth measure?
 - What does it mean to be computer adaptive?
 - What is a RIT score?
- **How do schools and teachers use MAP Growth scores?**
 - Can MAP Growth tell me if my student is working at grade level?
 - What subjects are available with MAP Growth?
 - How often will my student take MAP Growth test?
- **Is MAP Growth a standardized test? How is it different from “High Stakes” or state tests?**
 - What types of questions are on the MAP Growth tests?
 - What information will I receive from my student’s school?
 - How do I learn more about my student’s test results and who do I contact with specific questions?
- **Recommendations for Students Testing Remotely**
 - Troubleshooting Guide

What is MAP Growth?



- MAP Growth is a computer adaptive test created by NWEA that kids take two to three times per school year. The results provide teachers with information to help them deliver appropriate content for each student and determine each student's academic growth over time.

What is MAP Growth? ...Continued

What does MAP measure?

- MAP Growth measures what students know, regardless of their grade level.
- It also measures growth over time, allowing you to track your student's progress throughout the school year and across multiple years.

What does it mean to be computer adaptive?

- Computer adaptive tests adjust to each student's learning level, providing a unique set of test questions based on their responses to previous questions.
- As the student responds to questions, the test responds to the student, adjusting up or down in difficulty.

What is a RIT score?

- After each MAP Growth test, results are delivered in the form of a RIT score that reflects the student's academic knowledge, skills, and abilities.
- Think of this score like marking height on a growth chart.
- You can tell how tall your child is at various points in time and how much they have grown between one stage and another.

MAP Testing Details

MAP Testing Administrations		MAP Assessments	
Administrations	Windows	Grade(s)	Subject(s)
Fall 2020	8/17/2020 – 9/11/2020	1 - 5	Reading & Math
Winter 2020 – 2021	11/16/2020 – 1/15/2021	6 - 9	Reading & Math
Spring 2021	3/1/2021 – 4/2/2021	10 - 11	Reading

* Kindergarten and 12th grade students do not take MAP.

MAP Growth Tests

What types of questions are on the MAP Growth tests?

The MAP Growth tests include multiple choice, drag-and-drop, and other types of questions.

For examples, click on the link to access MAP Practice Tests.

<https://studentresources.nwea.org/>

Examples from MAP Practice Tests

100% Exit Test

Read the passage. There are several questions about this passage.

The White-Crowned Sparrow

1 Sparrows are small, common birds. They live in most parts of North America. There are many kinds of sparrows. These birds live in many different places, or habitats. Sparrows can live in the city or the country.

What They Look Like

2 White-crowned sparrows are one kind of sparrow. They are easy to spot. A white-crowned sparrow looks plain gray from far away. When seen up close, this bird has black and white stripes on its head. It also has a pale pink or yellow beak. Its chest is pale gray, and it has white bars on its wings. Its back is soft brown. The white-crowned sparrow's tail is long. The male and female birds look alike.

Where They Live

3 White-crowned sparrows live in bushy areas. Look for these birds in woodlands and thickets, which are areas with lots of trees and bushes. They scratch the ground for food in nearby open areas.

What They Eat

4 White-crowned sparrows eat many kinds of seeds, including sunflower seeds. They like grasses and grains, too. They eat some insects. They also like blackberries.

How They Nest

5 These birds make nests in shrubs. They build them up to ten feet high. The female makes the nest with twigs. Then she lines the nest with soft grass and feathers. The female lays 3-7 light blue-green eggs. The eggs have brownish spots. It takes the eggs 11-

How They Raise Their Young

6 After the eggs hatch, the males and females feed the baby birds. They feed the eggs there.

What Their Song Sounds Like

7 The song of this bird sounds like a whistle. It sounds like "Poor-wet-wetter-chee-zee."

Under which heading does the author include information about white-crowned sparrow babies?

1. Where They Live

2. What They Eat

3. How They Raise Their Young

4. What Their Song Sounds Like

RESET Student Guest Practice Items: Reading Grade 3 Reading Question # 1 →

3rd Grade Reading

100% Exit Test

Use the information to answer the questions.

Taj makes a mistake while solving an addition problem.

Step 1:	Step 2:
$\begin{array}{r} 44 \\ + 46 \\ \hline 0 \end{array}$	$\begin{array}{r} 44 \\ + 46 \\ \hline 80 \end{array}$

Which option explains the mistake Taj made?

A. In step 1, he should have added 1 ten above the 4.

B. In step 2, he should have added 1 hundred before the 8.

What is $44 + 46$? Enter the answer in the box.

RESET Student Guest Practice Items: Math Grade 3 Math Question # 4 →

3rd Grade Math

MAP Growth Tests... Continued

**Is MAP Growth a Standardized Test?
How is it different from Milestones?**

MAP Growth is administered periodically during the school year. Instead of asking all students the same questions, it adjusts to each child's performance—giving a more accurate measure of what they know.

Teachers also receive results right away, which enables them to react more quickly.

MAP Growth Scores

How do schools and teachers use MAP Growth scores?

Teachers can use the score to inform instruction, personalize learning, and monitor the growth of individual students.

Principals and administrators can use the scores to see the performance and progress of a grade level, school, or the entire district.

Can MAP Growth tell me if my student is working at grade level?

Yes, but please note that MAP Growth scores are just one data point that teachers use to determine how a child is performing.

Please discuss any questions that you have about your student's performance with their teacher.

MAP Test Results

How should I expect to receive my child's MAP Test Results?

Below is a list of possible options.

- Family Report mailed home or discussed in parent conferences.
- Individual Student Profile Reports mailed or sent home with your child.
- Scores distributed and discussed during parent/teacher conferences.
- Scores can be found in Infinite Campus in the student's assessment tab.

How do I use my student's MAP test results to improve my child's academic performance?

- Ask your student's school or teacher about their test results and how you and your teachers can collaborate to achieve your child's academic goals.

Who do I contact with specific questions?

- If you have questions, start with your child's teacher then if you need further assistance you should contact the school's administration.

Family Report

EXPECT *Exceptional*

Description of MAP Growth



FALL 2019 Sample Family Report

What is this report?

A summary of how your child is performing academically, as measured by the most recent MAP® Growth™ test.

What is MAP Growth?

A test that adapts to your child's responses to measure your child's skill level.

Why is my child taking MAP Growth?

MAP Growth scores help teachers check student performance by measuring achievement and growth. Teachers use results to tailor classroom lessons and set goals for students.

What do achievement and growth mean?

Achievement: How well your child has learned skills in a subject compared to similar students nationwide.*

Growth: A measure of your child's personal progress over the year.

What is a RIT score?

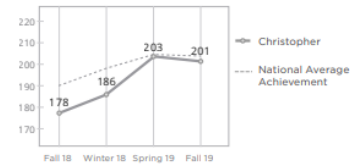
The overall score for a subject based on a Rasch unit (RIT) scale that indicates how your child performed in a subject.

*Similar students: Kids with the same starting RIT score, same number of weeks of instruction, and in the same grade.

ID: 111111 | Name: Christopher Albert | Grade: 4 | Smith Elementary

Mathematics

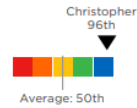
Average Achievement 47th Percentile



Christopher's overall score (RIT score) was 201 on a scale of 100-350. Your child is in the 47th percentile, which means they scored better than 47% of their peers.

High Growth 96th Percentile


Your child's growth from Fall 2018 to Fall 2019 is in the 96th percentile, which means they made more progress than 96% of their peers.



Christopher is likely to be:
- Basic on the Ohio State Test (if taken in Spring 2020)

Reading

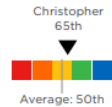
Average Achievement 50th Percentile



Christopher's overall score (RIT score) was 198 on a scale of 100-320. Your child is in the 50th percentile, which means they scored better than 50% of their peers.


High Average Growth 65th Percentile

Your child's growth from Fall 2018 to Fall 2019 is in the 65th percentile, which means they made more progress than 65% of their peers.



Christopher is likely to be:
- Basic on the Ohio State Test (if taken in Spring 2020)

map GROWTH



- Student Achievement over time compared to the national average
- Student Growth compared to the National Average
- Projection on GA Milestones

How can I use this information to help my child?


Talk to your child's teacher. Here are some questions you can ask:

- What types of strategies are the teachers using that I may be able to reinforce at home?
- Does my child need extra help in any specific areas?
- How can I help my child's academic growth at home?
- How do you measure my child's learning in your classroom?
- When will my child's progress be measured again, and when can I get an update on my child's academic growth? How is my child doing in comparison to grade-level expectations?
- What will my child be working on to continue growing or grow towards a mastery of grade-level standards?

Where can I get more information?

Check out [NWEA.org/FamilyToolkit](https://www.nwea.org/FamilyToolkit) for more information on MAP Growth, how it works, what it measures, and FAQs.

For sample tests in all subjects, visit [Warmup.NWEA.org](https://www.warmup.nwea.org).



Parent Next Steps and Support

nwea

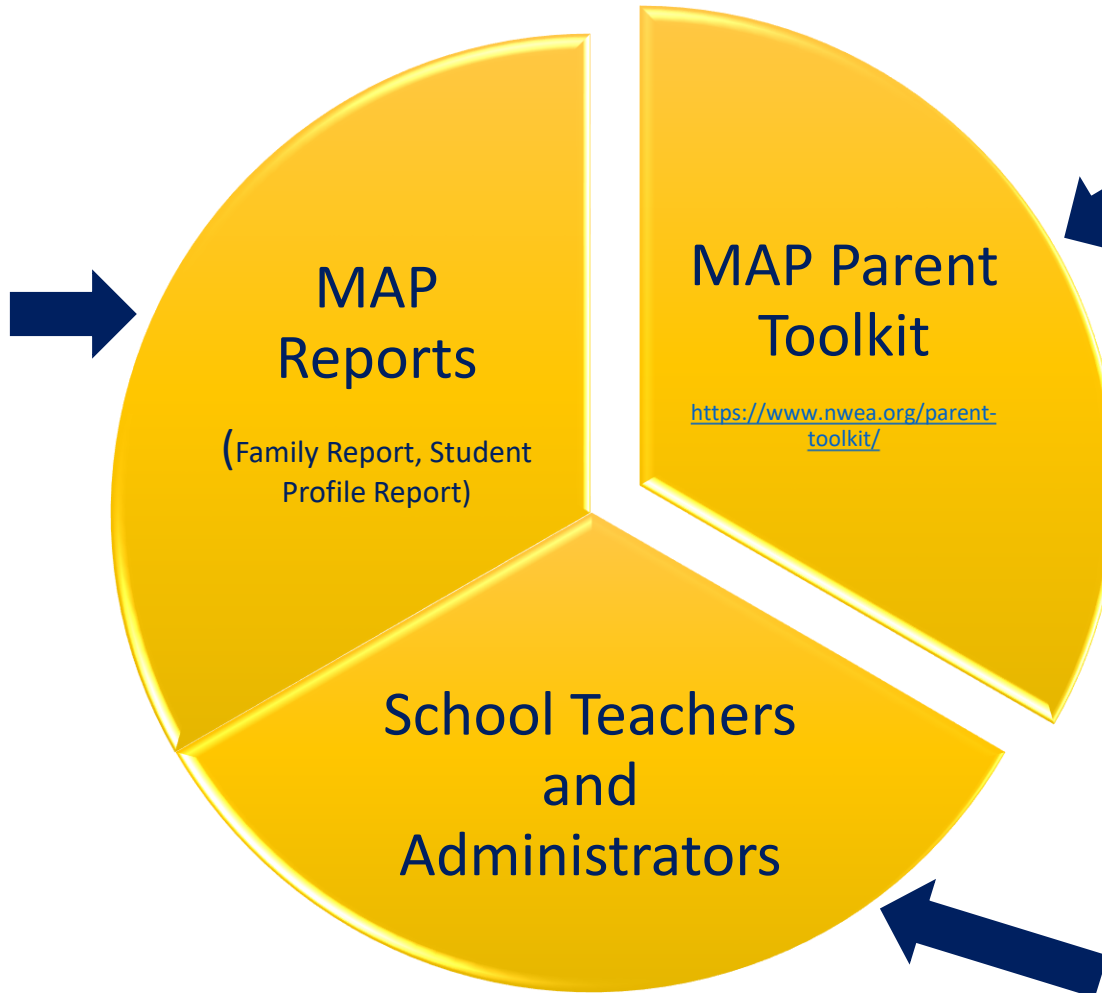
NWEA® is a not-for-profit organization that supports students and educators worldwide by providing assessment solutions, insightful reports, professional learning offerings, and research services. Visit [NWEA.org](https://www.nwea.org) to find out how NWEA can partner with you to help all kids learn.

© 2019 NWEA. NWEA and MAP are registered trademarks, and MAP Growth is a trademark, of NWEA in the US and in other countries.

AUG19 | KAP3946 | MAPXX_MKTG10146

Resources for Parents

MAP Reports provide a summary of your child's growth and achievement over time. Reports will be provided to parents by the teacher or school.



For more in depth information about MAP testing then click on the MAP Parent Toolkit link.

If you have specific questions about your child's performance then reach out to their teacher or school administrator.

Remote Testing Recommendations

- Ensure devices are charged and properly working before testing.
- If you have concerns then reach out to your child's teacher for assistance.
- Limit internet use within your home while your child is testing.
- Use the [MAP Troubleshooting Guide](#) if you run into problems before or during testing.

If you have questions about MAP Testing, reach out to your child's teacher.