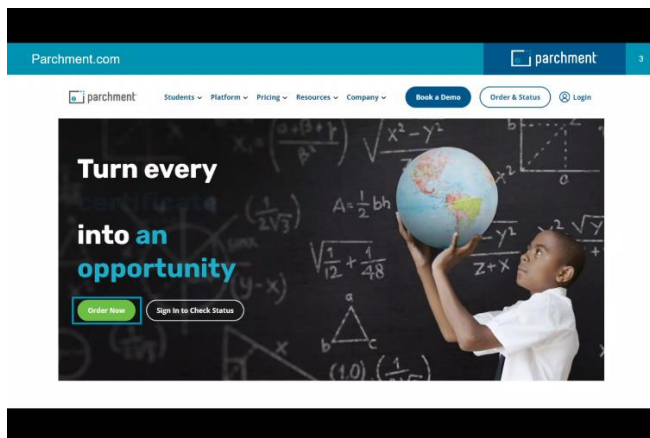
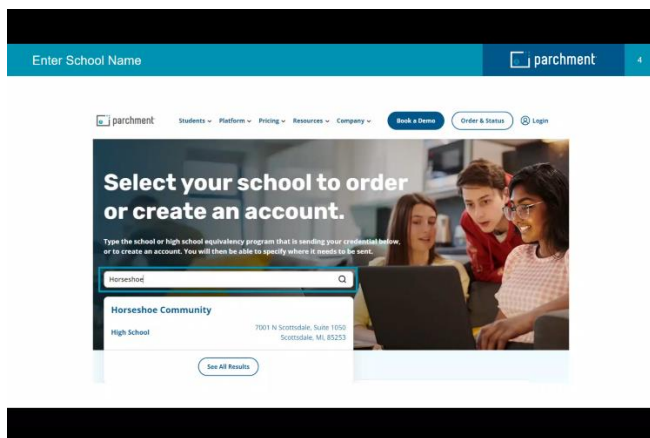


# Parchment Instructions:

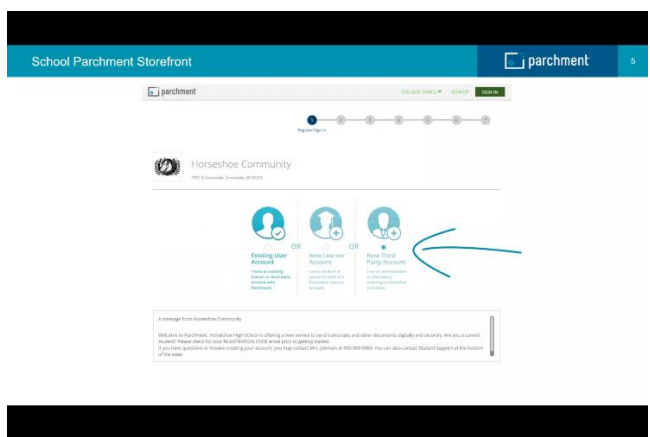
1. To start a Third-Party Order, go to [Parchment.com](https://Parchment.com) and click the "Order Now" button:



2. Enter the school name you're requesting from:



3. You will then be taken to that school's Parchment Storefront. If you already have a Parchment account, click "Existing User Account" and sign in with your credentials. Otherwise, click "New Third Party Account" to create your Parchment account in just a few minutes:



For more guidance and a step-by-step breakdown, please take a look at this short 3-minute video:

[\*\*Getting Started with Third-Party Ordering - K12 Parchment Third Party Users\*\*](#)